

The following features are available in this PDF document.



Quick Keyword Search

Enter the keyword in the search box and hit the search button



Quick Jump between Chapters

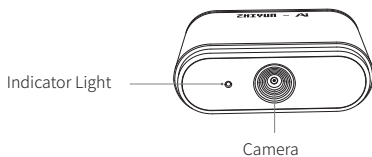
Click the title of a specific chapter on the Contents to jump to it

*Reading software such as Adobe Reader is needed to support the functions above.



AI Tracker for
SMOOTH Smartphone Stabilizer
User Guide

Get to Know AI Tracker



Sleep/Wake Button (AI Tracker)

Single press: Wake the AI tracker up from the low power mode

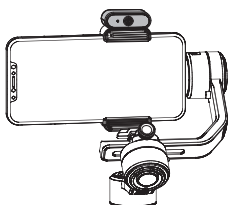
Long press: AI tracker enter sleep mode

AI Following Instructions

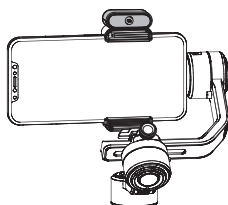
The AI tracker can recognize gestures, allowing for automatic target following without the need to connect to an app. It also enables control of the gimbal and camera through gesture control.

Installing the Tracker

Install the AI tracker onto the magnetizing slot on the gimbal phone clamp. Simply rotate the tracker for 180 ° to switch the installation direction for front or rear camera following.









Following via Front Camera



Following via Rear Camera


Gesture Control Instructions

Action	Gesture	Gimbal/Tracker Status	Notes
Enable following		Solid green light on AI tracker	Gesture from both hands are valid
Disable following		Solid red light on AI tracker	Gesture from both hands are valid
Enable customized following		Quickly flashing green light on AI tracker	When there is no need for the subject to be in the center of the frame, you can customize the following based on your filming requirement.

Action	Gesture	Gimbal/Tracker Status	Notes
Customized following failed		Quickly flashing red light on AI tracker	
Take a photo/start filming/stop filming		When counted down to three, the gimbal will control the camera to take a photo/start filming/stop filming. The blue light quickly flashes on the tracker.	1. Gesture from both hands are valid. 2. Can control ZY Cami app or native smartphone camera
Take a photo/start filming/stop filming		The gimbal will control the camera to take a photo/start filming/stop filming. The blue light quickly flashes on the tracker.	Can control ZY Cami app or native smartphone camera

Other Status of the Tracker

Gimbal Status	Indicator Light Status	Notes
Enter low-power mode	AI tracker indicator light off	Automatically enter low-power mode if not detected gesture for 10min
Bluetooth not connected	Red/blue light flash alternately on AI tracker	
Bluetooth paired successfully	Blue light steadily lit for 5s and switch to steadily lit red light on AI tracker	If started tracking after successfully pairing for 5s, the indicator light will be in the tracking status

 The effective gesture recognition distance of the magnetic fill light AI tracker is 3m (complex environments such as backlight/low light will affect the recognition distance).

Warranty Period

1. Customers are entitled to replacement or free repair service in case of quality deficits found in the product within 15 days upon receipt of the product.
2. Customers are entitled to free repair service from ZHIYUN for any product proven defective in material or workmanship that results in product failure during normal consumer usage and conditions within the valid warranty period, which is 12 months counting from the date of selling. However, warranty period varies by product component and country of purchase. Please contact our after-sales service team on ZHIYUN official website or your place of purchase for detailed warranty information.

Warranty Exclusions

1. Products subjected to unauthorized repair, misuse, collision, neglect, mishandling, soaking, accident, and unauthorized alteration.
2. Products subjected to improper use or whose labels or security tags have been torn off or altered.
3. Products whose warranty has expired.
4. Products damaged due to force majeure, such as fire, flood, lightning, etc.

Warranty Claim Procedure

1. If failure or any problem occurs to your product after purchase, please contact a local agent for assistance, or you can always contact ZHIYUN's customer service through email at info@zhiyun-tech.com or website at www.zhiyun-tech.com.
2. Your local agent or ZHIYUN's customer service will guide you through the whole service procedure regarding any product issue or problem you have encountered. ZHIYUN reserves the right to reexamine damaged or returned products.

Customer Information

Customer Name:

Phone Number:

Address:

Sales Information

Sales date:

Product Serial Number:

Distributor Name:

Distributor's Contact Number:

First Maintenance Record

Service Date:

Repairman Signature:

Cause of Problem:

Service Result:

☐ Solved

☐ Unsolved

☐ Refunded/Replaced



Website



Weibo



Vimeo



Google+



Facebook
(Zhiyun Support)



Facebook
(Zhiyun Tech)



Youku



Youtube



Wechat



Instagram

Tel: +86 400 900 6868

USA Hotline: +1 808-319-6137, 9:00-18:00 GMT-7, Mon-Fri

Europe Hotline: +49 (0) 61018132180, 10:00-17:00 GMT+1, Mon-Fri

Web: www.zhiyun-tech.com

E-mail: info@zhiyun-tech.com

Address: 09 Huangtong Road, Tieshan Industrial Zone, Qixing District, Guilin, 541004, Guangxi, China

Certificate of Quality

This product is confirmed to meet quality standards and permitted for sale after strict inspection.

QC Inspector: _____



For full product information, please visit ZHIYUN's official website: Content on www.zhiyun-tech.com is subject to update without notice.

ZHIYUN™ is a trademark of ZHISHEN

All product names or brands referred to hereunder may be trademarks or registered trademarks of their respective holders.

Copyright © 2024 ZHISHEN. All rights reserved.

This device complies with part 15 of the FCC Rules. Operation is subject to the following two conditions: (1) This device may not cause harmful interference, and (2) this device must accept any interference received, including interference that may cause undesired operation. Any Changes or modifications not expressly approved by the party responsible for compliance could void the user's authority to operate the equipment.

Note: This equipment has been tested and found to comply with the limits for a Class B digital device, pursuant to part 15 of the FCC Rules. These limits are designed to provide reasonable protection against harmful interference in a residential installation. This equipment generates uses and can radiate radio frequency energy and, if not installed and used in accordance with the instructions, may cause harmful interference to radio communications. However, there is no guarantee that interference will not occur in a particular installation. If this equipment does cause harmful interference to radio or television reception, which can be determined by turning the equipment off and on, the user is encouraged to try to correct the interference by one or more of the following measures:

- Reorient or relocate the receiving antenna.
- Increase the separation between the equipment and receiver.
- Connect the equipment into an outlet on a circuit different from that to which the receiver is connected.
- Consult the dealer or an experienced radio/TV technician for help

-
-

FCC Radiation Exposure Statement:

This equipment complies with FCC radiation exposure limits set forth for an uncontrolled environment. This equipment should be installed and operated with minimum distance 20cm between the radiator & your body.

ZHIYUN-TECH.COM