





## APPENDIX C - SETUP PHOTOS

**Figure: 1**

Setup Photo - FACE Configuration				Separation Distance to Phantom (mm)	
Accessories Shown					
Antenna	Battery	Body	Audio	Antenna	DUT
n/a	n/a	Belt Clip	Head Set	n/a	25
DUT					
AW1001					
Phantom					
ELI					
					

**Figure: 2**

Setup Photo - BODY Configuration				Separation Distance to Phantom (mm)	
Accessories Shown					
Antenna	Battery	Body	Audio	Antenna	DUT
n/a	n/a	Belt Clip	Head Set	n/a	0
DUT					
AW1001					
Phantom					
ELI					
Normal View					
Close-Up View					

**Figure: 3**

Setup Photo - FACE Configuration				Separation Distance to Phantom (mm)	
Accessories Shown					
Antenna	Battery	Body	Audio	Antenna	DUT
n/a	n/a	Belt Clip	Head Set	n/a	0
DUT					
AW1001					
Phantom					
SAM					



**Normal  
View**

**Figure: 4**

Setup Photo - BODY Configuration				Separation Distance to Phantom (mm)	
Accessories Shown					
Antenna	Battery	Body	Audio	Antenna	DUT
n/a	n/a	Belt Clip	Head Set	n/a	0
DUT					
AW1001					
Phantom					
SAM					



**Normal View**