

- RC Stunt Vehicle with 2-Sided Body For Flip Stunts
- Full Function Wireless Remote Control
- High-Performance Rubber Grip Tires
- Available in 2 Frequencies For Competitive Racing



FLIP STUNT RALLY

RADIO CONTROLLED VEHICLE



BOX CONTAINS THE FOLLOWING FREQUENCY:

☐ 27 MHz

☐ 49 MHz

BATTERY OPERATED PLAY VEHICLE

AGES 6 AND UP

WARNING!
CHOKING HAZARD-
Small parts. Not suitable for children under 3 years.



FLIPS OVER FOR TWO CARS IN ONE!



FLIP STUNT RALLY

RADIO CONTROLLED VEHICLE



FLIP STUNT RALLY

RADIO CONTROLLED VEHICLE



EXCITING RC STUNT DRIVING ACTION!

- RC Stunt Vehicle with 2-Sided Body For Flip Stunts
- Full Function Wireless Remote Control
- High-Performance Rubber Grip Tires

BATTERY INSTALLATION

Operation requires four "AA" 1.5V batteries (not included) for vehicle, and one 9V battery (not included) for remote control.

- The screw to the battery compartment is located on the truck of the white side of the vehicle.
- Unscrew the white side of the car using a standard screwdriver.
- Locate the battery contacts (Fig. 1). Insert four "AA" 1.5V batteries according to the polarity diagram.
- Replace the white side of the vehicle. Replace screws.
- Slide open the battery compartment door of the radio controller.
- Insert one 9V battery according to the polarity diagram on the battery tray (Fig. 2).
- Replace battery compartment and battery cover.

SAFETY PRECAUTIONS

- Not recommended for children under 6 years of age.
- As with all electrical products, precautions should be observed to reduce the risk of electrical shock.
- Examine your product before each use. If potential hazards are found, discontinue use and discard immediately.
- Do not operate during thunderstorms or rain.
- Avoid water, sand and snow when operating vehicle.
- Do not submerge vehicle or controller in water.
- Never operate vehicle on the street or highway.
- Remove all batteries when not in use to avoid accidental operation.
- Never operate vehicle in a confined or crowded area, and do not use people or animals as obstacles.
- Do not run vehicle into furniture, objects or hard surfaces, as this will cause damage to both the objects and the vehicle.
- Keep fingers, hair and loose clothing away from the track, gears and motor while the vehicle is switched to "ON".
- Do not leave vehicle or controller near sources of heat or under direct sunlight for extended periods.
- Do not leave vehicle or controller outside overnight. Dampness is harmful to interior components.
- Adult supervision is recommended when operating vehicle.

Warning: Changes or modifications to this unit not expressly approved by the party responsible for compliance could void the user's authority to operate the equipment.

FCC This device complies with Part 15 of the FCC Rules. Operation is subject to the following two conditions: (1) This device may not cause harmful interference, and (2) this device must accept any interference received, including interference that may cause undesired operation.

Note: This equipment has been tested and found to comply with the limits for a Class B digital device pursuant to part 15 of the FCC Rules. These limits are designed to provide reasonable protection against harmful interference in a residential installation. This equipment generates, uses and can radiate radio frequency energy and, if not installed and used in accordance with the instructions, may cause harmful interference to radio communications.

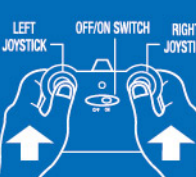
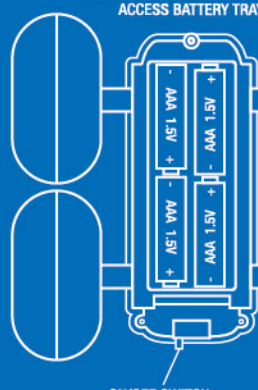
However, there is no guarantee that interference will not occur in a particular installation. If this equipment does cause harmful interference to radio or television reception, which can be determined by turning the equipment off and on, the user is encouraged to try to correct the interference by one or more of the following measures:

- Reorient or relocate the receiving antenna.
- Increase the separation between the equipment and receiver.
- Connect the equipment into an outlet on a circuit different from that to which the receiver is connected.
- Consult the dealer or an experienced radio/TV technician for help.

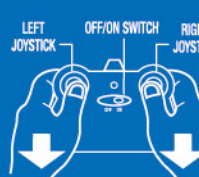
BASIC OPERATION

NOTE: YOUR STUNT VEHICLE WORKS BEST IN LARGE, OPEN AREAS.

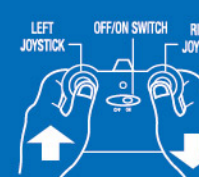
- Switch the controller power switch to the "ON" position.
- Operate the stunt vehicle according to the controls diagram below.
- For best operation, use on a hard and flat surface.
- For best flipping performance, use on asphalt or carpeted surfaces.



FORWARD
Press both control sticks forward.



REVERSE
Press both control sticks backward.



SPINNING ACTION
Press and twist the control sticks in opposite directions to make the car spin.



FLIPPING ACTION
Press the flip button to flip the car over.



Radio controller uses one "9V" battery (not included).

BATTERY WARNING:

- Do not mix old and new batteries.
- Do not mix alkaline, standard (carbon-zinc), or rechargeable batteries.
- Insert batteries using the correct polarity. Do not short circuit the battery terminals.
- Remove batteries when not in use. Recycle or dispose of exhausted batteries according to labels, state, and local laws. Do not dispose of batteries in a fire, the sea, or open flame.
- Only use manufacturer specified batteries. Charge/discharge under supervision. Recharge only when specified by the manufacturer.
- Always use, replace, and recharge (if applicable) batteries under adult supervision.

Made in China

PATENT PENDING

ART DEPARTMENT

Job # / Filename 2017-05-17_BHTC_ToyRCFlipStuntRally_RedWhi_OraBlu	Product Line Blue Hat Toy Company
Designer Jack Ma/Nick Xue	Brand Manager Lisa Nagamoto
File Format Adobe Illustrator CC (live)/CS4 (OL)	Fonts FF Gothic, Univers, Helvetica September, Futura Bugler, Trade Gothic
Printing Process / Finishing Gloss PP Coating	Comments
	Finished Size 9.33" L x 7.68" H x 5.75" W / 23.7cm L x 19.5cm H x 14.6cm W
	Color (Spot or 4C) 4 Color Process
	# of Colors 4

All copyright, trademark and patent rights in any other intellectual property rights or material associated with the content provided herein, and the selection, contribution and arrangement of each content, are owned exclusively by MERCHSOURCE LLC, or any third party licensee. The use or reuse of any copyright, trademark, patent or any other intellectual property or material, except as permitted herein, is expressly prohibited. Any infringement shall be prosecuted to the fullest extent of the law, both foreign and domestic.

MerchSource