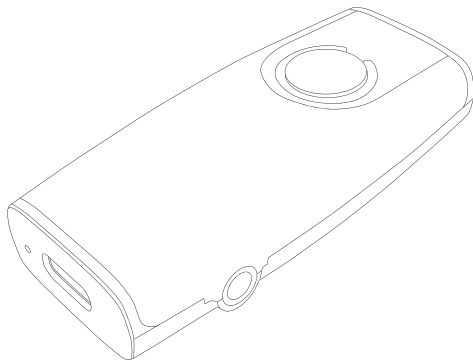
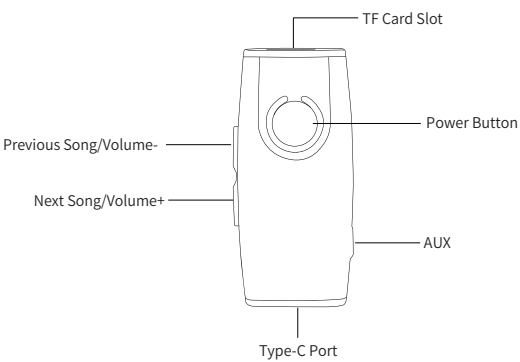


Bluetooth Receiver

Model: GR03



Product Diagram:



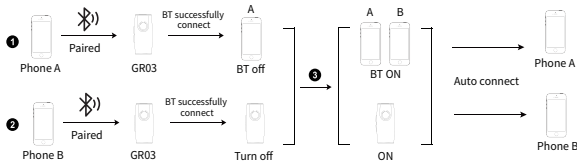
Power on/off

Power on	Long press 
Power off	Long press 

Pairing








Power on the device, turn on your mobile phone BT and search for the pairing name “GR03” to paired them. After the connection is successfully, there is a prompt tone, and the atmosphere light keeps on.

Connect to two mobile phones






Play Music

After BT connection, Please insert one end of the audio cable or pin into the audio port of the BT receiver, and connect the other end to the output device to listen to songs or talk with the receiver.

Play/Pause	Short press 
Previous song	Short press 
Next song	Short press 
Volume -	Long press 
Volume +	Long press 
Switch TF card/ BT audio source	Click  three times to switch to Bluetooth audio mode, need to short press  to play.

Make Phone Call

Answer/Hang up the call	Click 
Reject phone call	Long press 
Redial the last phone call no	Double click 

This device with colorful atmosphere light. There are different lighting effects in different states such as music playing and charging.

The atmosphere light status

Waiting for pairing	Atmosphere light flashes from left to right
Bluetooth connect successfully	Colorful light keeps on
Playing music	Atmosphere light in breathing mode flashes slowly
Pause music	Atmosphere light keeps on
Power off	Atmosphere light flashes then turns off
Power on	Atmosphere light flashes once then flashing from left to right

Specifications:

BT Version: 5.3
Frequency Range: 2.4GHz
Output Power Category: Class2
Bluetooth Mode: HFP/HSP/A2DP/AVRCP
Bluetooth Range: up to 10m
Battery: 250mAh
Working Current: 15~30mA
Charge Voltage: DC 5.0V
Charge Current: 140mA

This device complies with Part 15 of the FCC Rules. Operation is subject to the following two conditions: (1) this device may not cause harmful interference, and (2) this device must accept any interference received, including interference that may cause undesired operation

NOTE: This equipment has been tested and found to comply with the limits for a Class B digital device, pursuant to Part 15 of the FCC Rules. These limits are designed to provide reasonable protection against harmful interference in a residential installation. This equipment generates, uses and can radiate radio frequency energy and, if not installed and used in accordance with the instructions, may cause harmful interference to radio communications. However, there is no guarantee that interference will not occur in a particular installation.

If this equipment does cause harmful interference to radio or television reception, which can be determined by turning the equipment off and on, the user is encouraged to try to correct the interference by one or more of the following measures:

- Reorient or relocate the receiving antenna.
- Increase the separation between the equipment and receiver.
- Connect the equipment into an outlet on a circuit different from that to which the receiver is connected.
- Consult the dealer or an experienced radio/TV technician for help.

Warning: changes or modifications not expressly approved by the party responsible for compliance could void the user's authority to operate the equipment

The devices has been evaluated to meet general RF exposure requirement , the device can be used in portable exposure condition without restriction