




Prodcut Name: ViewPort  
Model Name: WF-CAM-xxx

## QUICK START GUIDE



In the Box LiveView Plus Camera  
USB Cable

### Quick Start:

1. Download LiveViewGolf AppStore or Play Store  
[www.liveviewgolf.com/download](http://www.liveviewgolf.com/download)



2. Turn on Camera
3. Go to Device Settings
4. Connect Device Wifi to "LiveView###" hotspot
5. Launch App

### FCC statement (class B)

"Federal Communications Commission (FCC) Statement"

This Equipment has been tested and found to comply with the limits for a class B digital device, pursuant to Part 15 of the FCC rules. These limits are designed to provide reasonable protection against harmful interference in a residential installation. This equipment generates, uses and can radiate radio frequency energy and, if not installed and used in accordance with the instructions, may cause harmful interference to radio communications. However, there is no guarantee that interference will not occur in a particular installation. If this equipment does cause harmful interference to radio or television reception, which can be determined by turning the equipment off and on, the user is encouraged to try to correct the interference by one or more of the following measures:

- Reorient or relocate the receiving antenna.
- Increase the separation between the equipment and receiver.
- Connect the equipment into an outlet on a circuit different from that to which the receiver is connected.
- Consult the dealer or an experienced radio/TV technician for help.

### FCC Caution:

1. This device complies with Part 15 of the FCC rules. Operation is subject to the following two conditions:
  - (1) This device may not cause harmful interference, and
  - (2) This device must accept any interference received, including interference that may cause undesired operation.
2. This device and its antenna(s) must not be co-located or operating in conjunction with any other antenna or transmitter.
3. Changes or modifications to this unit not expressly approved by the party responsible for compliance could void the user authority to operate the equipment.

### IMPORTANT NOTE :

FCC Radiation Exposure Statement:

This equipment complies with FCC radiation exposure limits set forth for an uncontrolled environment. This equipment should be installed and operated with minimum distance 20cm between the radiator & your body. Industry Canada (IC) Statement This device complies with Industry Canada licence-exempt RSS standard(s). Operation is subject to the following two conditions: (1) this device may not cause interference, and (2) this device must accept any interference, including interference that may cause undesired operation of the device.

### Canada, avis d'Industry Canada (IC)

Le présent appareil est conforme aux CNR d'Industrie Canada applicables aux appareils radio exempts de licence. L'exploitation est autorisée aux deux conditions suivantes: (1) l'appareil ne doit pas produire de brouillage, et (2) l'utilisateur de l'appareil doit accepter tout brouillage radioélectrique subi, même si le brouillage est susceptible d'en compromettre le onctionnement.

### Caution: Exposure to Radio Frequency Radiation.

To comply with RSS 102 RF exposure compliance requirements, a separation distance of at least 20 cm must be maintained between the antenna of this device and all persons. Pour se conformer aux exigences de conformité CNR 102 RF exposition, une distance de séparation d'au moins 20 cm doit être maintenue entre l'antenne de cet appareil et toutes les personnes

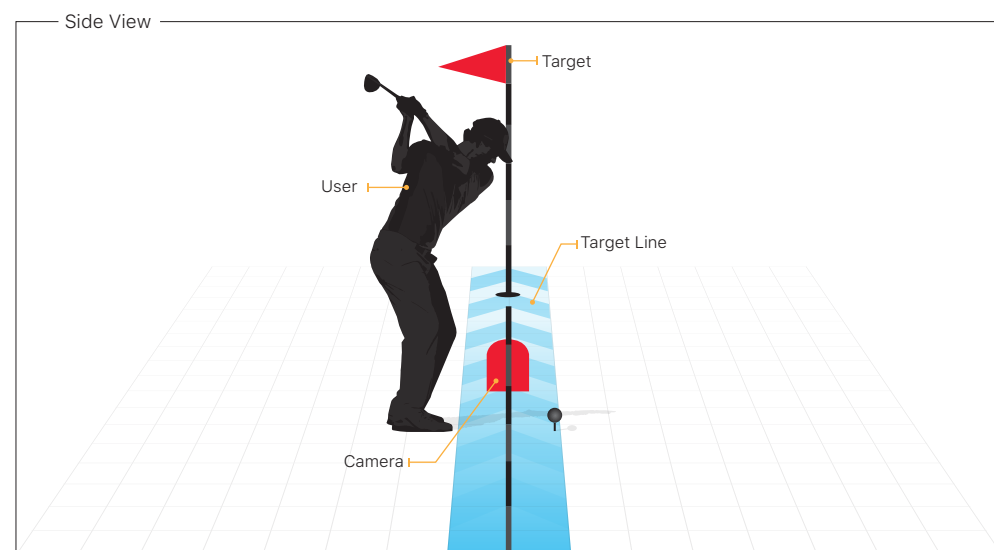
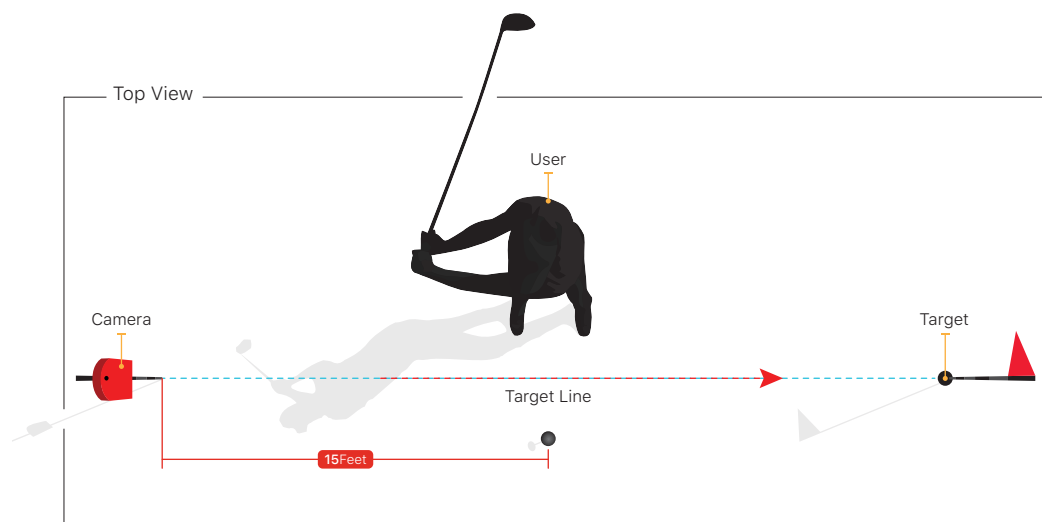


Product Name: ViewPort  
Model Name: WF-CAM-xxx

## QUICK START GUIDE

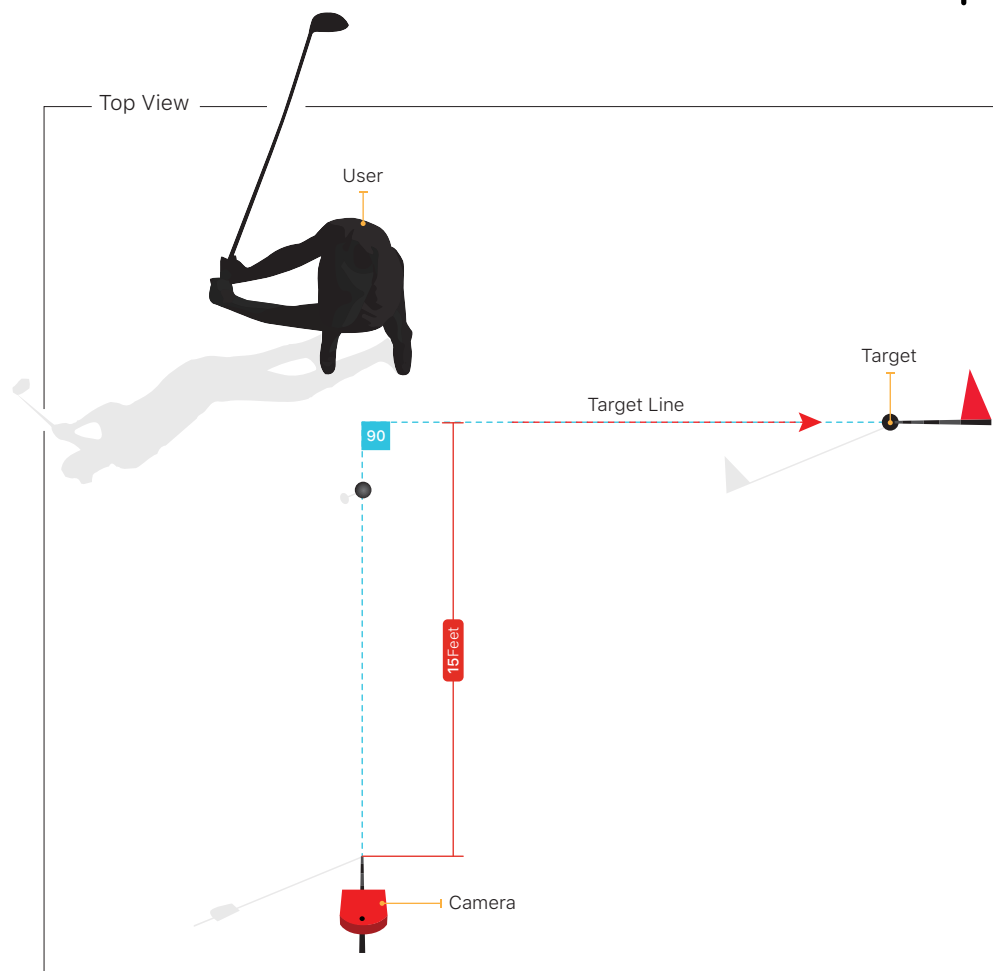
### Dowline Camera Setup For Swingplane

1. For optimal viewing place the camera 15 ft (5 m) away from you.
2. Downline setup should be behind the hands at waist height with the camera pointing at your target.



### MirrorMode Camera Setup For Front View (Swaying)

1. For optimal viewing place the camera 15 ft (5 m) away from you.
2. Camera is facing you head on.
3. Use "Mirror Mode" to insure video matches your movements.



For more instructions see [www.liveviewgolf.com/guide](http://www.liveviewgolf.com/guide)

