

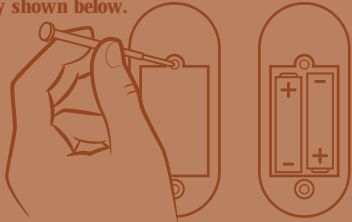
TOP TIPS

- Handle him with care. Don't pull or bend his arms, or twist his head (ouch!). Take care not to drop Dave.
- If Dave starts behaving strangely, please check that the batteries in both the remote control and Dave's battery compartment are fully charged and inserted properly.
- Make sure the distance between Dave and the remote control is within the operation range (approximately 1.5 meters)
- If he doesn't respond he may have gone into sleep mode to save his batteries – try pressing his tummy to wake him up.

CHANGING THE BATTERIES

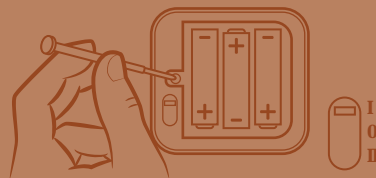
THE REMOTE CONTROL

Batteries to be replaced by an adult. Remove the battery cover on the reverse of the remote control using a cross-head screwdriver. Then install 2 x 1.5V AAA batteries according to the polarity shown below.



DAVE THE MONKEY

Using a cross-head screwdriver, remove the battery cover from the base of Dave and install 3 x 1.5V AAA batteries according to the polarity shown below.



To activate Dave, remember to slide the switch to the 'ON' (I) position.

BATTERY SAFETY INFORMATION:

Different types of batteries or new and used batteries are not to be mixed. Non-rechargeable batteries are not to be recharged. Rechargeable batteries are to be removed from the toy before being charged. Rechargeable batteries are only to be charged under adult supervision. Exhausted batteries are to be removed from the toy. Supply terminals are not to be short circuited.

This device complies with part 15 of the FCC rules. Operation is subject to the following two conditions: (1) This device may not cause harmful interference, and (2) this device must accept any interference received, including interference that may cause undesired operation. Caution: changes or modifications not expressly approved by the party responsible for compliance could void the user's authority to operate the equipment. NOTE: This equipment has been tested and found to comply with the limits for a Class B digital device, pursuant to Part 15 of the FCC Rules. These limits are designed to provide reasonable protection against harmful interference in a residential installation. This equipment generates, uses and can radiate radio frequency energy and, if not installed and used in accordance with the instructions, may cause harmful interference to radio communications. However, there is no guarantee that interference will not occur in a particular installation. If this equipment does cause harmful interference to radio or television reception, which can be determined by turning the equipment off and on, the user is encouraged to try to correct the interference by one or more of the following measures: • Reorient or relocate the receiving antenna. • Increase the separation between the equipment and receiver. • Connect the equipment into an outlet on a circuit different from that to which the receiver is connected. • Consult the dealer or experienced radio/TV technician for help.

WARNING! Not suitable for children under the age of 36 months due to small parts and long cord. Choking Hazard and Strangulation Hazard.

CAUTION ADULTS PLEASE NOTE: All long hair plush molts. Surface washable only. All new materials including polyester fibres. Read Instruction Sheet before use. Please retain this Instruction Sheet for future reference. Color and specification may vary from the product shown on this packaging. Remove all packaging before giving this toy to a child. Manufactured by Vivid Toy Group Ltd, GU3 1LS, UK. Hereby, Vivid declares that this toy is in compliance with the essential requirements and other relevant provisions of Directives 1999/5/EC and 2014/53/EU. The declaration of conformity may be consulted at www.vividtoysandgames.co.uk/cheeky-pets/dave-the-funky-monkey/

Actual contents: Plush Toy 'Dave the Funky Monkey', Remote Control, 3 x AAA Demo Batteries.



Manufactured by Vivid Toy Group Ltd, GU3 1LS, UK.
Distributed by: Les Friedland Assoc Ltd, 600 Broad Street,
Suite B, Shrewsbury NJ, 0770
© 2015 Vivid Toy Group Ltd.
Item no. 22400.0400 Made in China

www.vividtoysandgames.co.uk



INTERNATIONAL PASSPORT



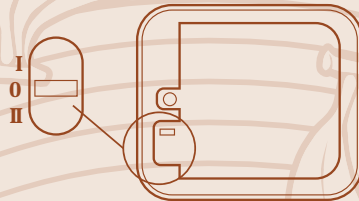
DAVE

THE FUNKY MONKEY

GETTING STARTED (POWER AND SLEEP)

Carefully remove the ties that hold Dave in place in the box. Turn Dave upside down and open the fabric flap on the base. You will see a switch next to the battery compartment on Dave's base. The switch will be in the 'Demo' (II) position. Slide the switch to the 'On' (I) position.

IMPORTANT: When Dave is bored, he gets tired and will go to sleep! If Dave has fallen asleep, press his tummy button to wake him up (the remote control will not work until you do this).



QUICK START BUTTONS

Press one of the mode buttons twice in quick succession to get Dave to perform one of his signature moves.



Nod Head/Conga Drum

Go Crazy/Total Freak Out



Wave/Wave Harder

Burp/Fart

USING DAVE'S GRIPPY FEET!

You can attach Dave to your arm, shoulder and all sorts of places using his grippy feet and sticky tail!



Wrap his feet and tail around and stick them in place to grip on!



Attach both feet to make sure he's extra secure!

MAKE DAVE GIGGLE & LAUGH

You will also find that Dave is a bit ticklish...
When the Power Switch is in the ON position, if you press Dave's tummy, he will giggle & laugh...



BRINGING DAVE TO LIFE

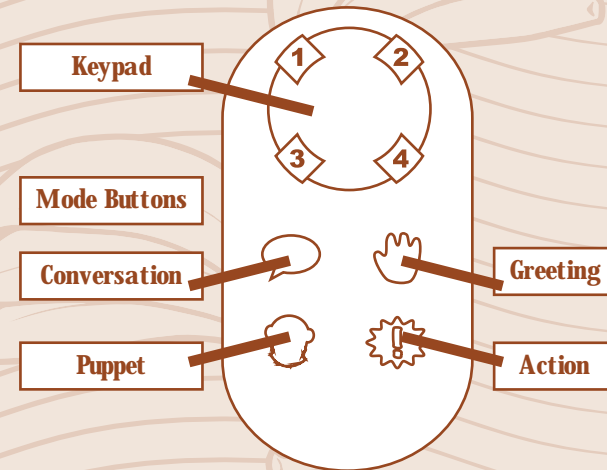
Dave comes with a specially designed remote control, giving you complete control of his personality.

Press one of the different MODE buttons:

- Conversation
- Greeting
- Puppet
- Action

Using the KEYPAD press a number 1.2.3.4 to select the behaviour you want Dave to perform.

Dave has 30 different behaviours. By pressing the keypad multiple times, more behaviours can be activated.



IMPORTANT: The remote control features an internal antenna. Avoid covering the top of the remote control as this may affect its performance. For best results, Dave should be operated with no more than 1.5 metres distance between him and the remote control.

Conversation Mode		Greeting Mode	
First Press	Second Press	First Press	Second Press
1 Nod Head	Conga Dance	1 Wave	Wave Harder
2 High Five (1)	High Five (2)	2 Act Shy	Act More Shy
3 Shake Head	Bored Yawn	3 Look Left Wave	Wave harder
4 Handshake (1)	Handshake (2)	4 Look Right Wave	Wave Harder

Puppet Mode		Action Mode	
First Press	Second Press	First Press	Second Press
1 Look Left	Double Take Left	1 Giggle	Big Laugh
2 Look Right	Double Take right	2 Burp	Fart
3 Look Down	Fall Asleep	3 Dance	Blow raspberry
4 Go Crazy	Total Freak Out	4 Scratch Left	Scratch Right