

KUVÉE™



Smart Bottle Quick Start Guide

Welcome to Kuvée

Remember:

- Open all your bottles and try them out! They keep fresh for 30 days!
- Cartridges can be stored in the refrigerator.
- Share with friends and family. Wine is more fun together!
- Drink what you love, one glass at a time and have fun!

Step 1: Turning On



Hold button
down to turn on.

Step 2: Charging




Insert the USB cable into the back of the dock and plug into power outlet.

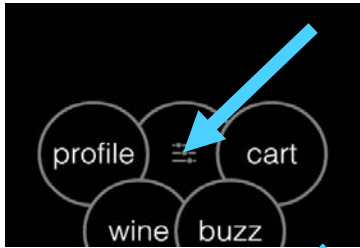


Place your Kuvée on the dock and let the Smart Bottle charge for at least 20 minutes.

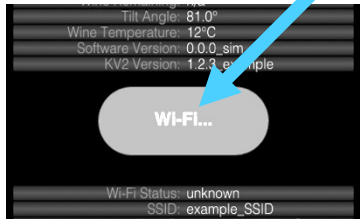
Step 3: WiFi



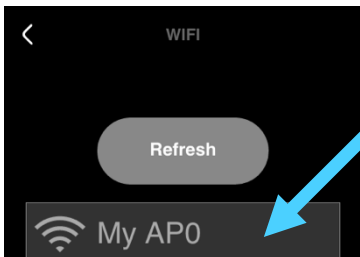
1. Tap the Kuvée logo on the Smart Label.



2. Tap the settings icon.



3. Tap the WiFi setup button.



4. Tap on your preferred network name.



5. Enter your password and press enter.

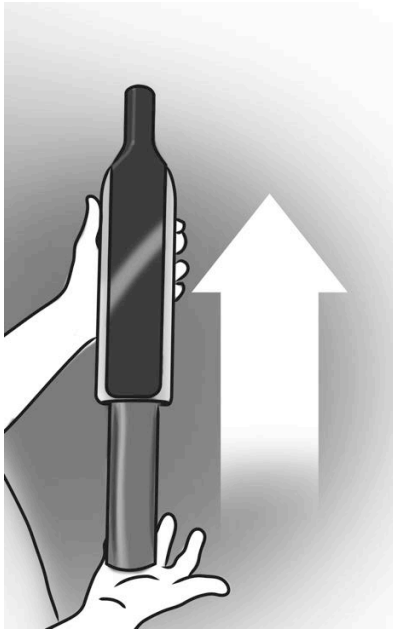


6. WiFi symbol will be appear in the top left corner of home screen.

Step 4: Enjoy Your Wine



1. Remove the screw cap from your Kuvée wine.




2. Insert cartridge into Smart Bottle.




3. Press the Kuvée button to change cartridges.


Step 5: Order Wine




1. Select the “order” button on the left middle side of the grape cluster.



2. Browse wines by scrolling down. Tap wine label.



3. Tap Order.



4. Select “Yes” to confirm. Check your email for confirmation and invoice.

Step 6: Cleaning Up


PLEASE DO NOT PUT YOUR SMART BOTTLE IN THE REFRIGERATOR OR THE DISHWASHER



Remove spout by gently twisting.



Rinse in warm water to clean. DO NOT place the neck in the dishwasher.



Recycle your wine cartridges.

Any Issues Or Questions?

Email us: wine@kuvée.com

Kuvée Inc.
125 Kingston St.
Boston, MA 02111

KUVÉE
Model: SBK-07
FCC ID: 2AIDY-SBK-07
Made in Mexico

S/N: SBK07XXXXXXX
Patent Pending

This device complies with Part 15 of the FCC Rules.
Operation is subject to the following two conditions: (1) this device
may not cause harmful interference and (2) this device must accept
any interference received, including interference that may cause
undesired operation.

Note: Changes or modifications not expressly approved by the party responsible for
compliance could void the user's authority to operate the equipment.



USA and Canada only:

The Lithium ion/polymer battery that powers the product is
recyclable.
Please call 1-800-8-BATTERY for information on how to recycle this
battery.