



KARAOKE MICROPHONE

Model: CKM150

INSTRUCTION MANUAL

PLEASE READ ALL INSTRUCTIONS CAREFULLY & RETAIN FOR FUTURE USE

Packing included:














1. Karaoke Bluetooth speaker --1PC
2. Charging cable --1PC
3. User manual --1PC

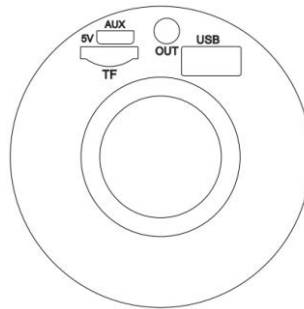
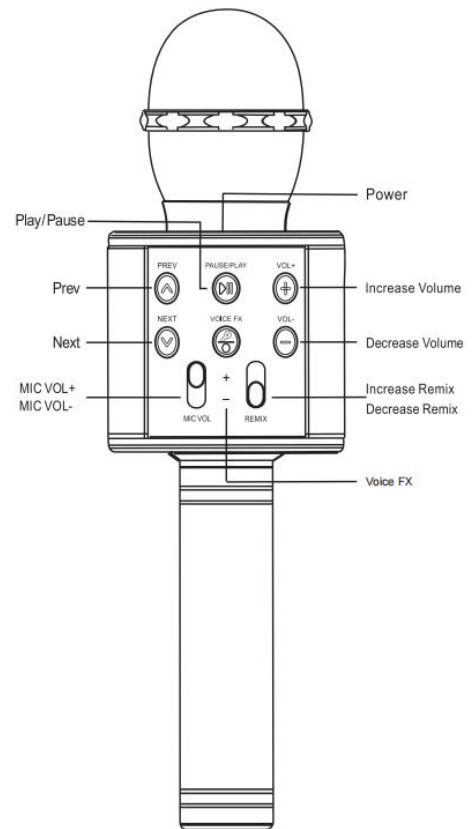
Bluetooth Connection

Use cell phone or other device search Bluetooth pairing name "**CRAYOLA-CKM150**" to connect, and the prompt voice will remind the Bluetooth connected successfully.

Charging

Connect the charging cable to speaker's Micro USB port, insert the other end to a adapter in 5V(not include). A red light is on when charging, and will switch off when full charge is reached.

1.  : Long press to power on or power off device
Short press to switch the modes between BT/FM/USB/TF/AUX.
2.  : Short press to previous song.
3.  : Short press to next song
4.  : Play or Pause
5.  : Short press to remove the original voice
Long press to change voice (4 Modes)
6.  : Short press to increase the volume
7.  : Short press to decrease the volume
8.  : "+" increase the volume "-" decrease the volume
9.  : "+" increase the volume "-" decrease the volume
10.  :TF card port
11.  : Aux-out / charging port
12.  : Earphone Jack
13.  :USB slot



Specification:

Bluetooth version:5.0

Output:5W

Battery capacity:600mAh

Charging time: 1-2Hours

Playing time:1-1.5 Hours

Frequency range:100HZ-10KHZ

Sensitivity:85db

Inputs:FM/USB/TF

FCC ID: 2AIDL-CKM150

FCC STATEMENT

This device complies with Part 15 of the FCC Rules. Operation is subject to the following two conditions:

- (1) This device may not cause harmful interference, and
- (2) This device must accept any interference received, including interference that may cause undesired operation.

Warning: Changes or modifications not expressly approved by the party responsible for compliance could void the user's authority to operate the equipment.

Notes: This equipment has been tested and found to comply with the limits for a Class B digital device, pursuant to part 15 of the FCC Rules. These limits are designed to provide reasonable protection against harmful interference in a residential installation. This equipment generates, uses and can radiate radio frequency energy and, if not installed and used in accordance with the instructions, may cause harmful interference to radio communications. However, there is no guarantee that interference will not occur in a particular installation. If this equipment does cause harmful interference to radio or television reception, which can be determined by turning the equipment off and on, the user is encouraged to try to correct the interference by one or more of the following measures:

- Reorient or relocate the receiving antenna.
- Increase the separation between the equipment and receiver.
- Connect the equipment into an outlet on a circuit different from that to which the receiver is connected.
- Consult the dealer or an experienced radio/TV technician for help.

FCC Radiation Exposure Statement:

This equipment complies with FCC radiation exposure limits set forth for an uncontrolled environment. In order to avoid the possibility of exceeding the FCC radio frequency exposure limits, the device has been evaluated to meet general RF exposure requirements.