



SMART RING USER MANUAL

About:

Smart Ring is a fashion statement in the wearable devices .

It's designed as a notifications hub for your finger ,delivering updates when you have new text messages , email , calendarevents and incoming calls . The ring also gives reminder when your phone is far away from it to prevent you from losing the phone .

Besides , emergency call can be made from the ring in emergency .

With Smart Ring , you are connected though your fingertips .

- **Notifications**

Incoming calls ;

Text message ;

Email ;

Calendar events ;

Social media ;

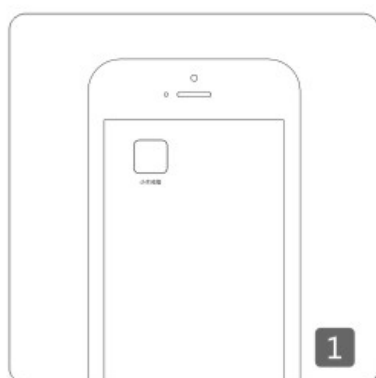
- **Distance Reminder**

When the ring is apart from the phone by certain distance , the ring will vibrate or flicker to remind that you are leaving your phone behind you .

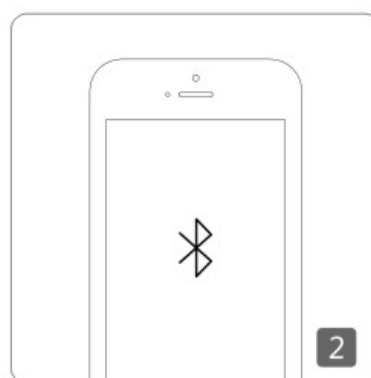
- **Emergency Call**

In emergency , you can make an emergency call or send text messages by continuous knocking the ring .

Quick start guide



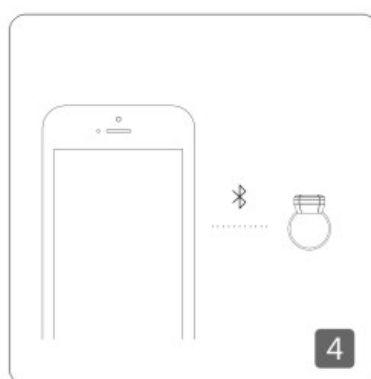
Install smart ring app in your smartphone.



Turn on bluetooth as indicated.



Run the app to search and bind the ring following the app instruction.



When the bind is successful, the ring and phone are connected, there will be no need to connect again.

FCC Caution:

This device complies with part 15 of the FCC Rules. Operation is subject to the following two conditions: (1) This device may not cause harmful interference, and (2) this device must accept any interference received, including interference that may cause undesired operation.

Any Changes or modifications not expressly approved by the party responsible for compliance could void the user's authority to operate the equipment.

This equipment has been tested and found to comply with the limits for a Class B digital device, pursuant to part 15 of the FCC Rules. These limits are designed to provide reasonable protection against harmful interference in a residential installation. This equipment generates uses and can radiate radio frequency energy and, if not installed and used in accordance with the instructions, may cause harmful interference to radio communications. However, there is no guarantee that interference will not occur in a particular installation. If this equipment does cause harmful interference to radio or television reception, which can be determined by turning the equipment off and on, the user is encouraged to try to correct the interference by one or more of the following measures:

- Reorient or relocate the receiving antenna.
- Increase the separation between the equipment and receiver.
- Connect the equipment into an outlet on a circuit different from that to which the receiver is connected.
- Consult the dealer or an experienced radio/TV technician for help.

RF warning statement:

The device has been evaluated to meet general RF exposure requirement. The device can be used in portable exposure condition without restriction.