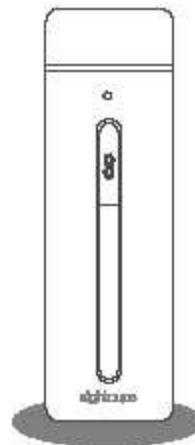
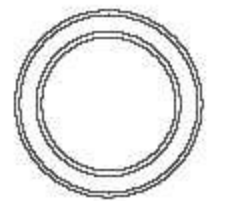


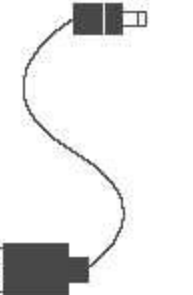
## What's Inside



Smart bottle



Wireless charger



USB Charging cable

\* Check the details of manual from homepage (<http://8cups.me>) or the tutorials from mobile app.

## Available mobile OS

- From iOS 8.0 & Android 4.3 (BLE 4.0)

## How to start eightcups

1. Download the eightcups app from the App Store or Google Play.
2. Place your bottle on the wireless charger.
3. Find your bottle after opening the app.
4. Follow along the tutorial once the bottle is connected.

## How to Wash Your Smart Bottle

Activate wash mode when you wash your eightcups bottle.  
Please follow the instructions below.

1. Hold the bottle upside down for 5 seconds.
2. Start washing when the LED turns on green.
3. Washing mode is turned off when waiting 3 minutes after washing or placing bottle on the charger.

\* You can turn on wash mode from the app as well.

\* Leave the lid open to dry the bottle when not in use.

\* When the wash mode is on activation, it does not measure the water level.

## Warning

1. Eightcups bottle is not a medical device. The user is responsible for any result from excessive water intake.
2. Eightcups is a waterproof product. However, the bottle may not work if it stays in the water for a long time.
3. Eightcups bottle can be damaged if placed in boiling water.
4. Eightcups is NOT dishwasher/microwave safe.
5. Avoid temperatures of water above 60°C(140°F).

## Warranty

1. You have one year warranty period.
2. We refurbish the product with error within one year of warranty.

3. You cannot return/refund damaged, misused, abused products.

4. If you are not able to return defective product, contact us ([support@8cups.me](mailto:support@8cups.me)).

## Thanks To

Eightcups would not be possible without your help.

We would like to thank all of the funders from Indiegogo.

Thank you for trusting us and waiting for the eightcups.

We would also like to thank Yoonkyeom Kim ([gimyosen@gmail.com](mailto:gimyosen@gmail.com))

for designing the product.

Lastly, we would like to thank Jiyeon Kang, Sijun Kim, Jaemin Noh,

Daeyeol Ryu, Inyoung Aum, Taesong Lee, Jinman Lee and

Jungin Joo as well for their passion and hard work for eightcups.

The Eightcups Team.

## Contact us

[support@8cups.me](mailto:support@8cups.me)

## Federal Communications Commission (FCC) Statement

15.21 You are cautioned that changes or modifications not expressly approved by the part responsible for compliance could void the user's authority to operate the equipment.

This device complies with Part 15 of the FCC Rules.

Operation is subject to the following two conditions:

- 1) this device may not cause interference and
- 2) this device must accept any interference, including interference that may cause undesired operation of the device.

15.105(b) This equipment has been tested and found to comply with the limits for a Class B digital device, pursuant to part 15 of the FCC rules. These limits are designed to provide reasonable protection against harmful interference in a residential installation. This equipment generates, uses and can radiate radio frequency energy and, if not installed and used in accordance with the instructions, may cause harmful interference to radio communications. However, there is no guarantee that interference will not occur in a particular installation. If this equipment does cause harmful interference to radio or television reception, which can be determined by turning the equipment off and on, the user is encouraged to try to correct the interference by one or more of the following measures:

- Reorient or relocate the receiving antenna.
- Increase the separation between the equipment and receiver.
- Connect the equipment into an outlet on a circuit different from that to which the receiver is connected.
- Consult the dealer or an experienced radio/TV technician for help.

 eightcups