



## 7 Photographs of the Test Set-Up


**Photograph 1: Set-up for Radio Spectrum Test**




**Photograph 2: Set-up for Radiated Spurious Emission (9kHz ~ 30MHz)**




**Photograph 3: Set-up for Radiated Spurious Emission (30MHz~1GHz)**



**Photograph 4: Set-up for Radiated Spurious Emission (1GHz ~ 18GHz)**



**Photograph 5: Set-up for Radiated Spurious Emission (18GHz ~ 26GHz)**




**Photograph 6: Set-up for Conducted Emission on AC Mains**





**Photograph 7: Set-up for Radiated Emission (30MHz ~ 1GHz)**



**Photograph 8: Set-up for Radiated Emission (1GHz ~ 6GHz)**

