


RF Test Setup Photograph


Description: Front View of Conducted Emission Test Setup for Power Port




Description: Back View of Conducted Emission Test Setup for Power Port



Description: Radiated Spurious Emission Test Setup for 9kHz ~ 30MHz



Description: Radiated Spurious Emission Test Setup for 30MHz ~ 1GHz




Description: Radiated Spurious Emission Test Setup for 1GHz ~ 18GHz



Description: Radiated Spurious Emission Test Setup for 18GHz ~ 40GHz




Description: Conducted Test Setup



Description: Dynamic Frequency Selection Test Setup




Description: Contention Based Protocol Measurement Test Setup



EMC Test Setup Photograph

Test Mode 1

Description: Front View of Conducted Emission Test Setup for Power Port




Test Mode 1

Description: Side View of Conducted Emission Test Setup for Power Port




Test Mode 2

Description: Front View of Conducted Emission Test Setup for Power Port



Test Mode 2

Description: Side View of Conducted Emission Test Setup for Power Port



Test Mode 3 ~ 7

Description: Front View of Conducted Emission Test Setup for Power Port




Test Mode 3 ~ 7

Description: Side View of Conducted Emission Test Setup for Power Port




Test Mode 1

Description: Radiated Emission Test Setup for 30MHz ~ 1GHz




Test Mode 1

Description: Radiated Emission Test Setup for 1GHz ~ 18GHz




Test Mode 1

Description: Radiated Emission Test Setup for 18GHz ~ 40GHz




Test Mode 2

Description: Radiated Emission Test Setup for 30MHz ~ 1GHz




Test Mode 2

Description: Radiated Emission Test Setup for 1GHz ~ 18GHz




Test Mode 2

Description: Radiated Emission Test Setup for 18GHz ~ 40GHz




Test Mode 3 ~ 7

Description: Radiated Emission Test Setup for 30MHz ~ 1GHz



Test Mode 3 ~ 7

Description: Radiated Emission Test Setup for 1GHz ~ 18GHz



Test Mode 3 ~ 7

Description: Radiated Emission Test Setup for 18GHz ~ 40GHz

