


RF Test Setup Photo


Description: Front View of Conducted Emission Test Setup for Power Port



Description: Back View of Conducted Emission Test Setup for Power Port




Description: Radiated Spurious Emission Test Setup for Below 1GHz



Description: Radiated Spurious Emission Test Setup for Above 1GHz



Description: Conducted Test Setup



Description: DFS Test Setup



Description: CBP Test Setup



EMC Test Setup Photo

OAW-AP1431


Test Mode 1 & Mode 3

Description: Front View of Conducted Emission Test Setup for Power Port



Test Mode 1 & Mode 3

Description: Back View of Conducted Emission Test Setup for Power Port



Test Mode 2

Description: Front View of Conducted Emission Test Setup for Power Port




Test Mode 2

Description: Back View of Conducted Emission Test Setup for Power Port




Test Mode 1 & Mode 3

Description: Front view of Radiated Emission Test Setup for below 1GHz




Test Mode 1 & Mode 3

Description: Front view of Radiated Emission Test Setup for 1GHz - 18GHz




Test Mode 2

Description: Front view of Radiated Emission Test Setup for below 1GHz



Test Mode 2

Description: Front view of Radiated Emission Test Setup for 1GHz - 18GHz



OAW-AP1411


Test Mode 1 & Mode 3

Description: Front View of Conducted Emission Test Setup for Power Port



Test Mode 1 & Mode 3

Description: Back View of Conducted Emission Test Setup for Power Port




Test Mode 2

Description: Front View of Conducted Emission Test Setup for Power Port




Test Mode 2

Description: Back View of Conducted Emission Test Setup for Power Port




Test Mode 1 & Mode 3

Description: Front view of Radiated Emission Test Setup for below 1GHz




Test Mode 1 & Mode 3

Description: Front view of Radiated Emission Test Setup for 1GHz - 18GHz



Test Mode 2

Description: Front view of Radiated Emission Test Setup for below 1GHz



Test Mode 2

Description: Front view of Radiated Emission Test Setup for 1GHz - 18GHz

