802.11ac-VHT80 6dB Bandwidth

Channel 155 (5775MHz)

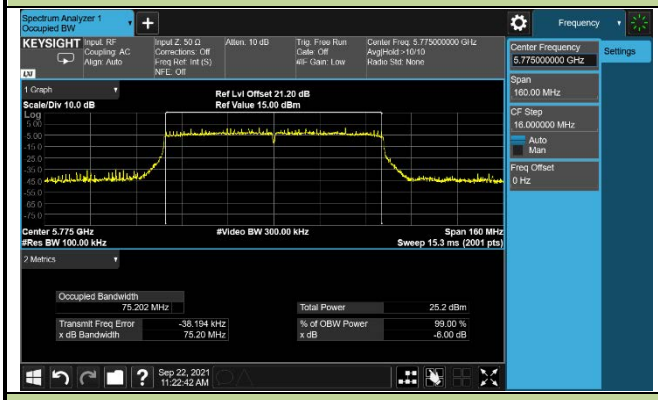

802.11ax-HE20 6dB Bandwidth

Channel 149 (5745MHz)

Channel 157 (5785MHz)

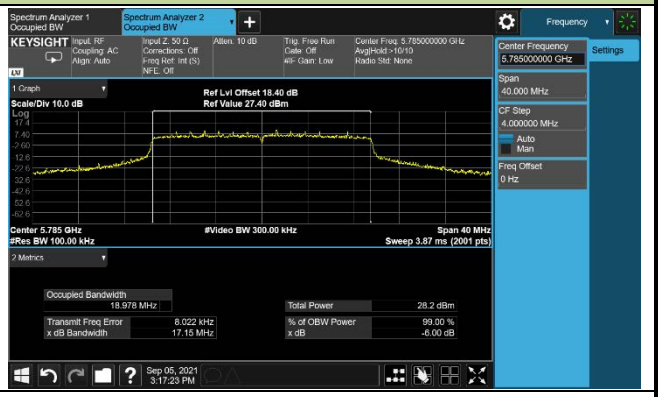

Channel 165 (5825MHz)

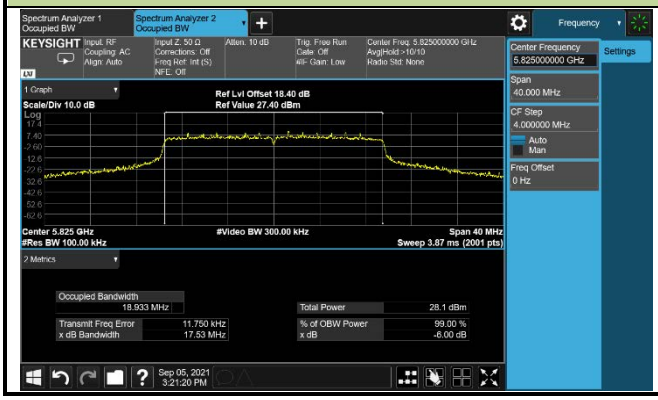

802.11ax-HE40 6dB Bandwidth	
Channel 151 (5755MHz)	Channel 159 (5795MHz)
802.11ax-HE80 6dB Bandwidth	
Channel 155 (5775MHz)	
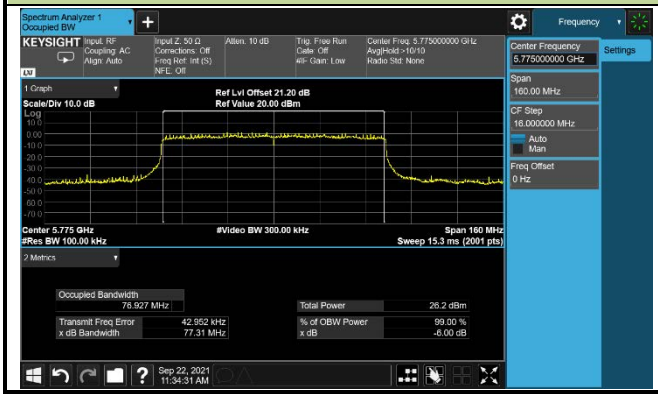	

7.4. Output Power Measurement

7.4.1.Test Limit

For the band 5.15-5.25 GHz, the maximum conducted output power over the frequency band of operation shall not exceed 1 W provided the maximum antenna gain does not exceed 6 dBi.

For an indoor access point operating in the band 5.25-5.35 GHz and 5.47-5.725 GHz bands, the maximum conducted output power over the frequency bands of operation shall not exceed the lesser of 250 mW (23.98dBm) or 11dBm +10 log (26dB BW).

For the band 5.725-5.85 GHz, the maximum conducted output power over the frequency band of operation shall not exceed 1 W (30dBm).

If transmitting antennas of directional gain greater than 6dBi are used, the maximum conducted output power shall be reduced by the amount in dB that the directional gain of the antenna exceeds 6dBi.

7.4.2.Test Procedure Used

KDB 789033D02v02r01- Section E)3)b) Method PM-G

7.4.3.Test Setting

Average power measurements were performed only when the EUT was transmitting at its maximum power control level using a broadband power meter with a pulse sensor. The power meter implemented triggering and gating capabilities which were set up such that power measurements were recorded only during the ON time of the transmitter.

7.4.4.Test Setup

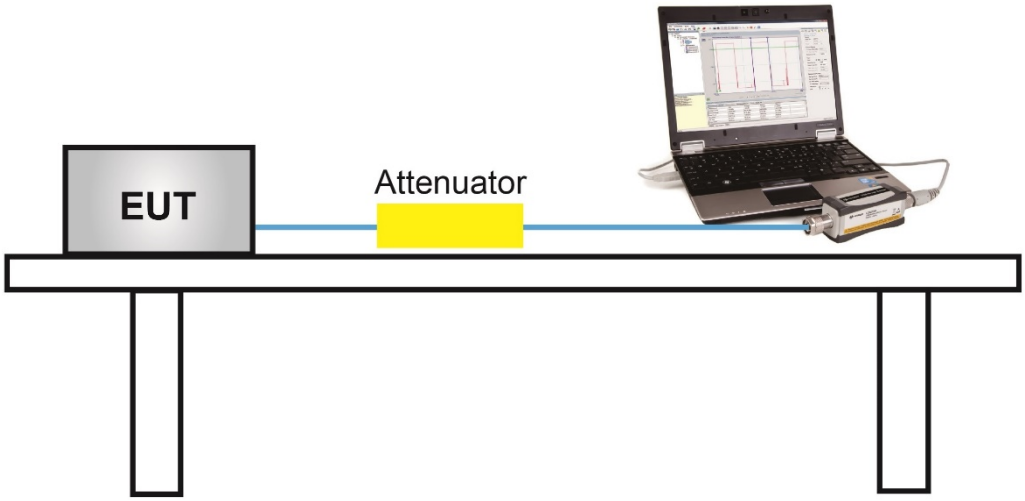

7.4.5.Test Result

Power output test was verified over all data rates of each mode shown as below table, and then choose the maximum power output (grey marker) for final test of each channel.

For Ant 0 port

Test Mode	Bandwidth	Channel	Frequency (MHz)	Data Rate/ MCS	Average Power (dBm)
802.11a	20	36	5180	6Mbps	18.07
				24Mbps	17.85
				54Mbps	17.63
802.11ac	20	36	5180	MCS0	19.33
				MCS4	19.04
				MCS8	18.93
802.11ac	40	38	5190	MCS0	18.09
				MCS4	17.89
				MCS9	17.65
802.11ac	80	42	5210	MCS0	18.08
				MCS4	17.92
				MCS9	17.74
802.11ax	20	36	5180	MCS0	18.73
				MCS5	18.62
				MCS11	18.44
802.11ax	40	38	5190	MCS0	18.24
				MCS5	18.02
				MCS11	17.84
802.11ax	80	42	5210	MCS0	17.92
				MCS5	17.74
				MCS11	17.54

Product	OmniAccess Stellar	Temperature	23 ~ 25°C
Test Engineer	Eric Lin	Relative Humidity	46 ~ 56%
Test Site	SR2	Test Date	2021/08/23~2021/09/28

Test Mode	Data Rate/ MCS	Channel No.	Freq. (MHz)	Ant 0 Average Power (dBm)	Ant 1 Average Power (dBm)	Total Average Power (dBm)	Result
11a	6Mbps	36	5180	18.07	17.31	20.72	Pass
11a	6Mbps	44	5220	20.13	19.54	22.86	Pass
11a	6Mbps	48	5240	20.16	19.59	22.89	Pass
11a	6Mbps	52	5260	17.10	16.34	19.75	Pass
11a	6Mbps	60	5300	17.07	16.61	19.86	Pass
11a	6Mbps	64	5320	17.03	16.66	19.86	Pass
11a	6Mbps	100	5500	17.28	16.61	19.97	Pass
11a	6Mbps	116	5580	17.28	16.84	20.08	Pass
11a	6Mbps	140	5700	17.19	16.79	20.00	Pass
11a	6Mbps	144	5720	17.54	17.21	20.39	Pass
11a	6Mbps	149	5745	19.23	18.75	22.01	Pass
11a	6Mbps	157	5785	19.11	19.02	22.08	Pass
11a	6Mbps	165	5825	19.21	18.79	22.02	Pass
11ac-VHT20	MCS0	36	5180	19.33	18.69	22.03	Pass
11ac-VHT20	MCS0	40	5220	20.23	19.52	22.90	Pass
11ac-VHT20	MCS0	48	5240	20.02	19.03	22.56	Pass
11ac-VHT20	MCS0	52	5260	16.93	16.14	19.56	Pass
11ac-VHT20	MCS0	60	5300	17.11	16.35	19.76	Pass
11ac-VHT20	MCS0	64	5320	16.94	16.43	19.70	Pass
11ac-VHT20	MCS0	100	5500	17.59	16.93	20.28	Pass
11ac-VHT20	MCS0	116	5580	17.68	17.13	20.42	Pass
11ac-VHT20	MCS0	140	5700	17.64	16.99	20.34	Pass
11ac-VHT20	MCS0	144	5720	17.41	17.07	20.25	Pass
11ac-VHT20	MCS0	149	5745	19.13	18.32	21.75	Pass
11ac-VHT20	MCS0	157	5785	19.11	19.02	22.08	Pass
11ac-VHT20	MCS0	165	5825	18.86	19.02	21.95	Pass

Test Mode	Data Rate/ MCS	Channel No.	Freq. (MHz)	Ant 0 Average Power (dBm)	Ant 1 Average Power (dBm)	Total Average Power (dBm)	Result
11ac-VHT40	MCS0	38	5190	18.09	17.68	20.90	Pass
11ac-VHT40	MCS0	46	5230	19.11	18.26	21.72	Pass
11ac-VHT40	MCS0	54	5270	19.10	18.23	21.70	Pass
11ac-VHT40	MCS0	62	5310	18.03	17.14	20.62	Pass
11ac-VHT40	MCS0	102	5510	17.60	17.15	20.39	Pass
11ac-VHT40	MCS0	110	5550	19.08	18.31	21.72	Pass
11ac-VHT40	MCS0	134	5670	18.12	17.22	20.70	Pass
11ac-VHT40	MCS0	142	5710	19.12	18.39	21.78	Pass
11ac-VHT40	MCS0	151	5755	19.86	19.77	22.83	Pass
11ac-VHT40	MCS0	159	5795	19.82	19.81	22.83	Pass
11ac-VHT80	MCS0	42	5210	18.08	17.14	20.65	Pass
11ac-VHT80	MCS0	58	5290	17.64	16.78	20.24	Pass
11ac-VHT80	MCS0	106	5530	17.34	16.97	20.17	Pass
11ac-VHT80	MCS0	122	5610	18.79	18.01	21.43	Pass
11ac-VHT80	MCS0	138	5690	18.59	18.39	21.50	Pass
11ac-VHT80	MCS0	155	5775	17.18	17.49	20.35	Pass
11ax-HE20	MCS0	36	5180	18.73	17.96	21.37	Pass
11ax-HE20	MCS0	40	5220	18.68	18.02	21.37	Pass
11ax-HE20	MCS0	48	5240	18.87	18.11	21.52	Pass
11ax-HE20	MCS0	52	5260	18.04	17.01	20.57	Pass
11ax-HE20	MCS0	60	5300	17.18	16.81	20.01	Pass
11ax-HE20	MCS0	64	5320	17.08	16.89	20.00	Pass
11ax-HE20	MCS0	100	5500	17.48	17.11	20.31	Pass
11ax-HE20	MCS0	116	5580	17.82	17.01	20.44	Pass
11ax-HE20	MCS0	140	5700	17.83	17.53	20.69	Pass
11ax-HE20	MCS0	144	5720	17.84	17.64	20.75	Pass
11ax-HE20	MCS0	149	5745	19.15	19.03	22.10	Pass
11ax-HE20	MCS0	157	5785	19.30	19.21	22.27	Pass
11ax-HE20	MCS0	165	5825	18.79	19.02	21.92	Pass

Test Mode	Data Rate/ MCS	Channel No.	Freq. (MHz)	Ant 0 Average Power (dBm)	Ant 1 Average Power (dBm)	Total Average Power (dBm)	Result
11ax-HE40	MCS0	38	5190	18.24	17.36	20.83	Pass
11ax-HE40	MCS0	46	5230	19.43	18.34	21.93	Pass
11ax-HE40	MCS0	54	5270	19.68	18.57	22.17	Pass
11ax-HE40	MCS0	62	5310	17.34	16.40	19.91	Pass
11ax-HE40	MCS0	102	5510	16.94	16.35	19.67	Pass
11ax-HE40	MCS0	110	5550	19.45	18.52	22.02	Pass
11ax-HE40	MCS0	134	5670	17.91	16.38	20.22	Pass
11ax-HE40	MCS0	142	5710	19.87	19.62	22.76	Pass
11ax-HE40	MCS0	151	5755	18.89	19.02	21.97	Pass
11ax-HE40	MCS0	159	5795	19.21	19.45	22.34	Pass
11ax-HE80	MCS0	42	5210	17.92	15.57	19.91	Pass
11ax-HE80	MCS0	58	5290	17.55	16.53	20.08	Pass
11ax-HE80	MCS0	106	5530	16.58	16.35	19.48	Pass
11ax-HE80	MCS0	122	5610	17.37	17.40	20.40	Pass
11ax-HE80	MCS0	138	5690	17.81	16.96	20.42	Pass
11ax-HE80	MCS0	155	5775	16.76	16.53	19.66	Pass

Note 1: The Total Average Power (dBm) = $10*\log\{10^{(\text{Ant 0 Average Power /10})} + 10^{(\text{Ant 1 Average Power /10})}\}$.

Note 2: For CDD Mode, the conducted power limit is as below:

5150-5250MHz & 5725-5850MHz

Conducted Power Limit = 30dBm

5250-5350MHz & 5470-5725MHz

802.11a: 11 + 10 log10 (19.88) = 23.98 = 23.98 dBm

802.11ac-VHT20: 11 + 10 log10 (20.48) = 24.11 > 23.98 dBm

802.11ax-HE20: 11 + 10 log10 (21.22) = 24.27 > 23.98 dBm

802.11ac-VHT40/ax-HE40/ac-VHT80/ax-HE80: 11 + 10 log10 B > 23.98dBm

straddle channel

802.11a CH144: 11 + 10 log10 (B) = 22.77dBm, B = 20.05/2 + 5 = 15.025MHz.

802.11ac-HT20 CH144: 11 + 10 log10 (B) = 22.89dBm, B = 20.94/2 + 5 = 15.21MHz.

802.11ax-HE20 CH144: 11 + 10 log10 (B) = 22.93dBm, B = 21.22/2 + 5 = 15.315MHz.

802.11ac-VHT40/ax-HE40/ac-VHT80/ax-HE80: 11 + 10 log10 B > 23.98dBm;

Note 3: For Beam-Forming Mode, the conducted power limit is as below:

5150-5250MHz

Conducted Power Limit = 30 - (7.42-6) = 28.58dBm

5250-5350MHz

802.11a: 11 + 10 log10 (19.92) - (7.42-6) = 22.57 > 23.98 - (7.42-6) = 22.56dBm

802.11ac-VHT20: 11 + 10 log10 (20.48) - (7.42-6) = 22.69 > 23.98 - (7.42-6) = 22.56 dBm

802.11ax-HE20: 11 + 10 log10 (21.46) - (7.42-6) = 22.90 > 23.98 - (7.42-6) = 22.56dBm

802.11ac-VHT40/ax-HE40/ac-VHT80/ax-HE80: 11 + 10 log10 B - (7.42-6) > 23.98 - (7.42-6) = 22.56dBm

5470-5725MHz

802.11a: 11 + 10 log10 (19.88) - (6.90-6) = 23.08 = 23.98 - (6.90-6) = 23.08dBm

802.11ac-VHT20: 11 + 10 log10 (20.74) - (6.90-6) = 23.27 > 23.98 - (6.90-6) = 23.08 dBm

802.11ax-HE20: 11 + 10 log10 (21.22) - (6.90-6) = 23.37 > 23.98 - (6.90-6) = 23.08dBm

802.11ac-VHT40/ax-HE40/ac-VHT80/ax-HE80: 11 + 10 log10 B - (6.90-6) > 23.98 - (6.90-6) = 23.08dBm

straddle channel

802.11a CH144: 11 + 10 log10 (B) - (6.90-6) = 21.87dBm, B = 20.05/2 + 5 = 15.025MHz.

802.11ac-HT20 CH144: 11 + 10 log10 (B) - (6.90-6) = 21.99dBm, B = 20.94/2 + 5 = 15.21MHz.

802.11ax-HE20 CH144: 11 + 10 log10 (B) - (6.90-6) = 22.03dBm, B = 21.22/2 + 5 = 15.315MHz.

802.11ac-VHT40/ax-HE40/ac-VHT80/ax-HE80: 11 + 10 log10 B - (6.90-6)> 23.98 - (6.90-6) = 23.08dBm;

5725-5850MHz

Conducted Power Limit = 30 - (7.427-6) = 28.74dBm

7.5. Power Spectral Density Measurement

7.5.1.Test Limit

For the band 5.15-5.25 GHz, the maximum power spectral density shall not exceed 17 dBm in any 1 megahertz band.

For the band 5.25-5.35 GHz and 5.47-5.725 GHz bands, the maximum power spectral density shall not exceed 11 dBm in any 1 megahertz band.

For the band 5.725-5.85 GHz, the maximum power spectral density shall not exceed 30 dBm in any 500-kHz band.

If transmitting antennas of directional gain greater than 6dBi are used, the peak power spectral density shall be reduced by the amount in dB that the directional gain of the antenna exceeds 6dBi.

7.5.2.Test Procedure Used

KDB 789033 D02v02r01-Section F

7.5.3.Test Setting

1. Analyzer was set to the center frequency of the UNII channel under investigation
2. Span was set to encompass the entire 26dB EBW of the signal.
3. RBW = 1MHz, if measurement bandwidth of Maximum PSD is specified in 500 kHz, RBW = 510KHz
4. VBW ≥ 3RBW
5. Number of sweep points ≥ 2 × (span / RBW)
6. Detector = power averaging (Average)
7. Sweep time = auto
8. Trigger = free run
9. Use the peak search function on the instrument to find the peak of the spectrum and record its value.
10. Add 10*log(1/x), where x is the duty cycle, to the measured power in order to compute the average power during the actual transmission times (because the measurement represents an average over both the on and off times of the transmission). For example, add 10*log (1/0.25) = 6 dB if the duty cycle is 25 percent.

7.5.4.Test Setup

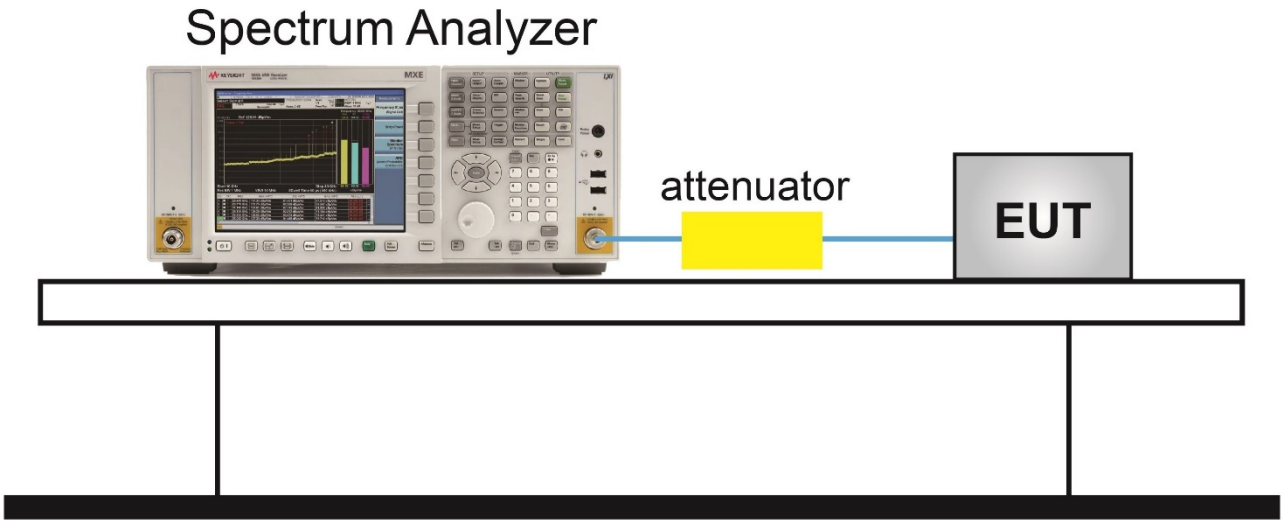

7.5.5.Test Result

Product	OmniAccess Stellar	Temperature	23 ~ 25°C
Test Engineer	Eric Lin	Relative Humidity	40 ~ 56%
Test Site	SR2	Test Date	2021/08/23~2021/09/22
Test Item	Power Spectral Density (U-NII -1 / U-NII -2A / U-NII -2C)		

Test Mode	Data Rate /MCS	Ch. No.	Freq. (MHz)	Ant 0 PSD (dBm/MHz)	Ant 1 PSD (dBm/MHz)	Duty Cycle (%)	Total PSD (dBm/ MHz)	PSD Limit (dBm/MHz)	Result
11a	6Mbps	36	5180	6.91	6.28	93.18	9.92	≤ 15.58	Pass
11a	6Mbps	44	5220	8.61	7.97	93.18	11.62	≤ 15.58	Pass
11a	6Mbps	48	5240	8.74	8.27	93.18	11.83	≤ 15.58	Pass
11a	6Mbps	52	5260	6.38	5.46	93.18	9.26	≤ 9.58	Pass
11a	6Mbps	60	5300	6.21	5.93	93.18	9.39	≤ 9.58	Pass
11a	6Mbps	64	5320	6.08	5.91	93.18	9.31	≤ 9.58	Pass
11a	6Mbps	100	5500	6.87	6.15	93.18	9.84	≤ 10.10	Pass
11a	6Mbps	116	5580	6.64	6.36	93.18	9.82	≤ 10.10	Pass
11a	6Mbps	140	5700	6.67	6.11	93.18	9.71	≤ 10.10	Pass
11a	6Mbps	144	5720	6.77	6.43	93.18	9.92	≤ 10.10	Pass
11ac-VHT20	MCS0	36	5180	7.97	7.52	87.39	11.35	≤ 15.58	Pass
11ac-VHT20	MCS0	44	5220	9.17	7.67	87.39	12.08	≤ 15.58	Pass
11ac-VHT20	MCS0	48	5240	8.48	8.10	87.39	11.89	≤ 15.58	Pass
11ac-VHT20	MCS0	52	5260	5.76	5.43	87.39	9.19	≤ 9.58	Pass
11ac-VHT20	MCS0	60	5300	5.87	5.73	87.39	9.40	≤ 9.58	Pass
11ac-VHT20	MCS0	64	5320	5.57	5.80	87.39	9.28	≤ 9.58	Pass
11ac-VHT20	MCS0	100	5500	6.72	5.96	87.39	9.95	≤ 10.10	Pass
11ac-VHT20	MCS0	116	5580	6.64	6.01	87.39	9.93	≤ 10.10	Pass
11ac-VHT20	MCS0	140	5700	6.54	6.04	87.39	9.89	≤ 10.10	Pass
11ac-VHT20	MCS0	144	5720	6.40	6.06	87.39	9.83	≤ 10.10	Pass
11ac-VHT40	MCS0	38	5190	3.76	3.18	92.52	6.83	≤ 15.58	Pass
11ac-VHT40	MCS0	46	5230	4.66	3.85	92.52	7.62	≤ 15.58	Pass
11ac-VHT40	MCS0	54	5270	4.36	4.28	92.52	7.67	≤ 9.58	Pass
11ac-VHT40	MCS0	62	5310	3.44	3.23	92.52	6.69	≤ 9.58	Pass
11ac-VHT40	MCS0	102	5510	2.92	3.22	92.52	6.42	≤ 10.10	Pass
11ac-VHT40	MCS0	110	5550	4.06	4.34	92.52	7.55	≤ 10.10	Pass
11ac-VHT40	MCS0	134	5670	3.91	3.66	92.52	7.13	≤ 10.10	Pass
11ac-VHT40	MCS0	142	5710	4.71	4.68	92.52	8.04	≤ 10.10	Pass

Test Mode	Data Rate /MCS	Ch. No.	Freq. (MHz)	Ant 0 PSD (dBm/MHz)	Ant 1 PSD (dBm/MHz)	Duty Cycle (%)	Total PSD (dBm/ MHz)	PSD Limit (dBm/MHz)	Result
11ac-VHT80	MCS0	42	5210	0.44	-0.40	88.86	3.56	≤ 15.58	Pass
11ac-VHT80	MCS0	58	5290	0.03	-0.47	88.86	3.31	≤ 9.58	Pass
11ac-VHT80	MCS0	106	5530	-0.38	0.03	88.86	3.35	≤ 10.10	Pass
11ac-VHT80	MCS0	122	5610	1.11	1.19	88.86	4.67	≤ 10.10	Pass
11ac-VHT80	MCS0	138	5690	1.05	0.86	88.86	4.48	≤ 10.10	Pass
11ax-HE20	MCS0	36	5180	6.81	6.16	94.78	9.74	≤ 15.58	Pass
11ax-HE20	MCS0	44	5220	6.98	6.36	94.78	9.92	≤ 15.58	Pass
11ax-HE20	MCS0	48	5240	6.82	6.74	94.78	10.03	≤ 15.58	Pass
11ax-HE20	MCS0	52	5260	6.46	5.57	94.78	9.28	≤ 9.58	Pass
11ax-HE20	MCS0	60	5300	6.19	5.72	94.78	9.20	≤ 9.58	Pass
11ax-HE20	MCS0	64	5320	6.06	5.81	94.78	9.18	≤ 9.58	Pass
11ax-HE20	MCS0	100	5500	7.16	6.09	94.78	9.90	≤ 10.10	Pass
11ax-HE20	MCS0	116	5580	6.83	6.34	94.78	9.84	≤ 10.10	Pass
11ax-HE20	MCS0	140	5700	6.87	6.28	94.78	9.82	≤ 10.10	Pass
11ax-HE20	MCS0	144	5720	6.55	6.43	94.78	9.74	≤ 10.10	Pass
11ax-HE40	MCS0	38	5190	3.62	3.19	94.60	6.66	≤ 15.58	Pass
11ax-HE40	MCS0	46	5230	4.72	3.99	94.60	7.62	≤ 15.58	Pass
11ax-HE40	MCS0	54	5270	4.55	4.18	94.60	7.62	≤ 9.58	Pass
11ax-HE40	MCS0	62	5310	2.67	1.93	94.60	5.57	≤ 9.58	Pass
11ax-HE40	MCS0	102	5510	2.00	2.39	94.60	5.45	≤ 10.10	Pass
11ax-HE40	MCS0	110	5550	4.26	4.31	94.60	7.53	≤ 10.10	Pass
11ax-HE40	MCS0	134	5670	3.53	3.35	94.60	6.69	≤ 10.10	Pass
11ax-HE40	MCS0	142	5710	5.73	6.11	94.60	9.18	≤ 10.10	Pass
11ax-HE80	MCS0	42	5210	0.54	-0.41	94.40	3.35	≤ 15.58	Pass
11ax-HE80	MCS0	58	5290	0.10	-0.55	94.40	3.05	≤ 9.58	Pass
11ax-HE80	MCS0	106	5530	-0.98	-1.53	94.40	2.01	≤ 10.10	Pass
11ax-HE80	MCS0	122	5610	1.04	1.12	94.40	4.34	≤ 10.10	Pass
11ax-HE80	MCS0	138	5690	1.09	0.69	94.40	4.15	≤ 10.10	Pass

Note 1: When EUT duty cycle ≥ 98%, the total PSD (dBm/MHz) = $10*\log\{10^{(\text{Ant 0 PSD}/10)} + 10^{(\text{Ant 1 PSD}/10)}\}$ (dBm/MHz).

When EUT duty cycle < 98%, the total PSD (dBm/MHz) = $10*\log\{10^{(\text{Ant 0 PSD}/10)} + 10^{(\text{Ant 1 PSD}/10)}\}$ (dBm/MHz) + 10*log (1/Duty Cycle).

Note 2: For 5150 - 5250MHz Band: PSD Limit (dBm/MHz) = 17 - (7.42 - 6) = 15.58 dBm/MHz.

For 5250 - 5350MHz Band: PSD Limit (dBm/MHz) = 11 - (7.42 - 6) = 9.58 dBm/MHz.

For 5470 - 5725MHz Band: PSD Limit (dBm/MHz) = 11 - (6.90 - 6) = 10.10 dBm/MHz.

Product	OmniAccess Stellar	Temperature	24~27°C
Test Engineer	Eric Lin	Relative Humidity	58~60%
Test Site	SR2	Test Date	2021/09/05
Frequency Band	U-NII-3		

Test Mode	Data Rate/ MCS	Ch. No.	Freq. (MHz)	Ant 0 PSD (dBm/ 510kHz)	Ant 1 PSD (dBm/ 510kHz)	Duty Cycle (%)	Total PSD (dBm/ 510kHz)	Limit (dBm/ 500kHz)	Result
11a	6Mbps	149	5745	7.07	7.36	93.18	10.53	≤ 28.74	Pass
11a	6Mbps	157	5785	7.04	7.44	93.18	10.56	≤ 28.74	Pass
11a	6Mbps	165	5825	7.00	7.35	93.18	10.50	≤ 28.74	Pass
11ac-VHT20	MCS0	149	5745	6.61	6.95	87.39	10.38	≤ 28.74	Pass
11ac-VHT20	MCS0	157	5785	6.43	6.91	87.39	10.27	≤ 28.74	Pass
11ac-VHT20	MCS0	165	5825	6.45	7.02	87.39	10.34	≤ 28.74	Pass
11ac-VHT40	MCS0	151	5755	3.45	3.73	92.52	6.94	≤ 28.74	Pass
11ac-VHT40	MCS0	159	5795	3.47	3.65	92.52	6.91	≤ 28.74	Pass
11ac-VHT80	MCS0	155	5775	-3.11	-2.58	88.86	0.69	≤ 28.74	Pass
11ax-HE20	MCS0	149	5745	6.24	6.60	94.78	9.67	≤ 28.74	Pass
11ax-HE20	MCS0	157	5785	6.08	6.40	94.78	9.49	≤ 28.74	Pass
11ax-HE20	MCS0	165	5825	6.05	6.53	94.78	9.54	≤ 28.74	Pass
11ax-HE40	MCS0	151	5755	1.91	2.10	94.60	5.26	≤ 28.74	Pass
11ax-HE40	MCS0	159	5795	2.39	2.60	94.60	5.74	≤ 28.74	Pass
11ax-HE80	MCS0	155	5775	-3.14	-3.26	94.40	0.06	≤ 28.74	Pass

Note 1: When EUT duty cycle ≥ 98%, the total PSD (dBm/510kHz) = 10*log $\{10^{(\text{Ant 0 PSD}/10)} + 10^{(\text{Ant 1 PSD}/10)}\}$ (dBm/510kHz)

When EUT duty cycle < 98%, the total PSD (dBm/510kHz) = 10*log $\{10^{(\text{Ant 0 PSD}/10)} + 10^{(\text{Ant 1 PSD}/10)}\}$ (dBm/510kHz) + 10*log (1/Duty Cycle).

Note 2: PSD Limit (dBm/500kHz) = 30 - (7.26 - 6) = 28.74dBm/500kHz.

802.11a Power Spectral Density – Ant 0

Channel 36 (5180MHz)

Channel 44 (5220MHz)

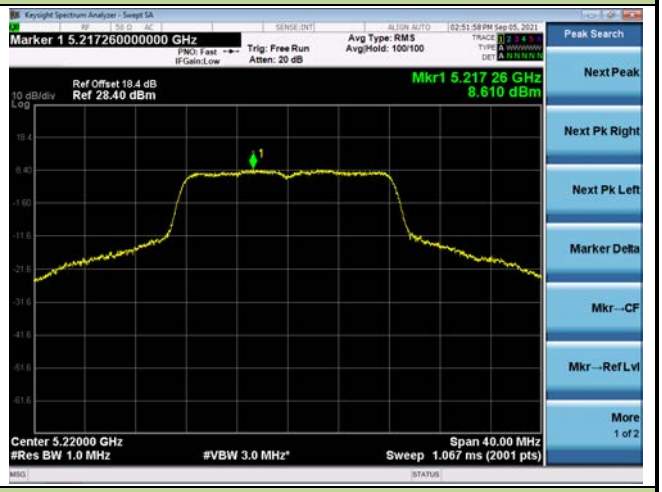

Channel 48 (5240MHz)

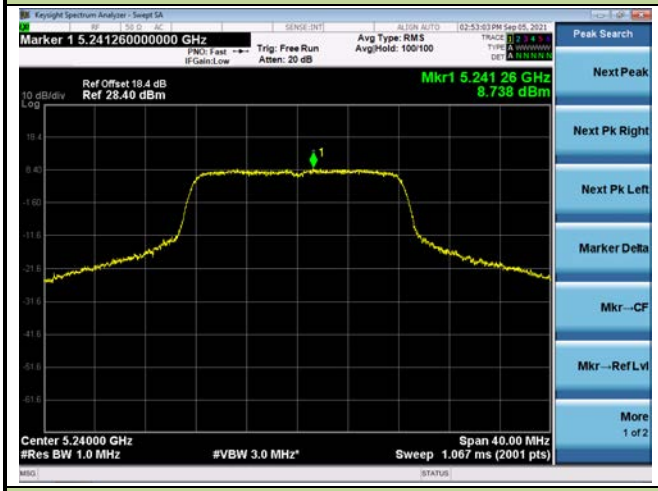

Channel 52 (5260MHz)

Channel 60 (5300MHz)

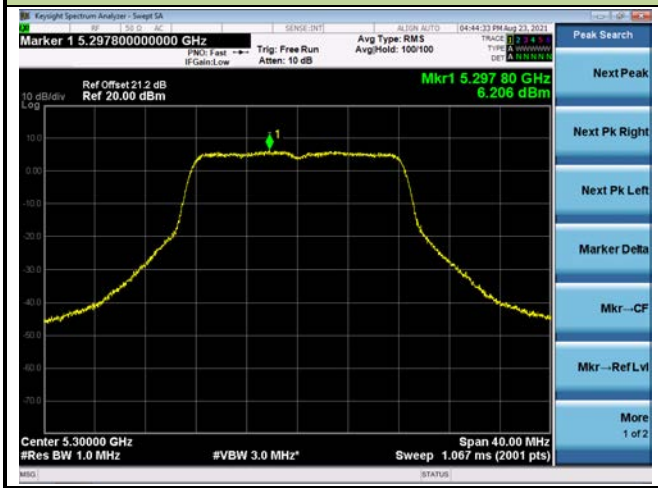

Channel 64 (5320MHz)

802.11a Power Spectral Density – Ant 0

Channel 100 (5500MHz)

Channel 116 (5580MHz)

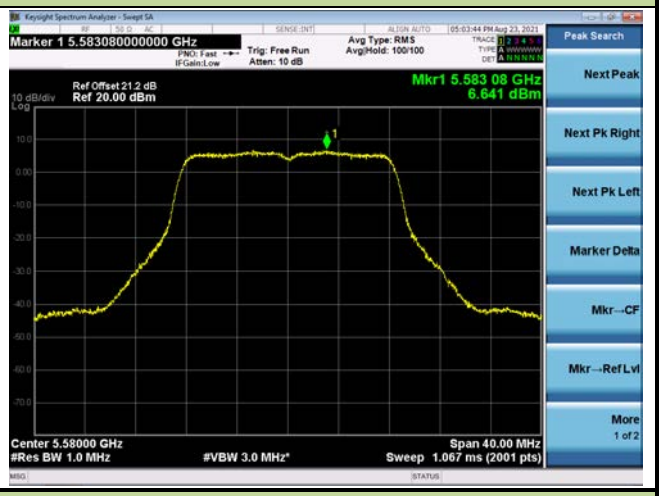

Channel 140 (5700MHz)

Channel 144 (5720MHz)

Channel 149 (5745MHz)

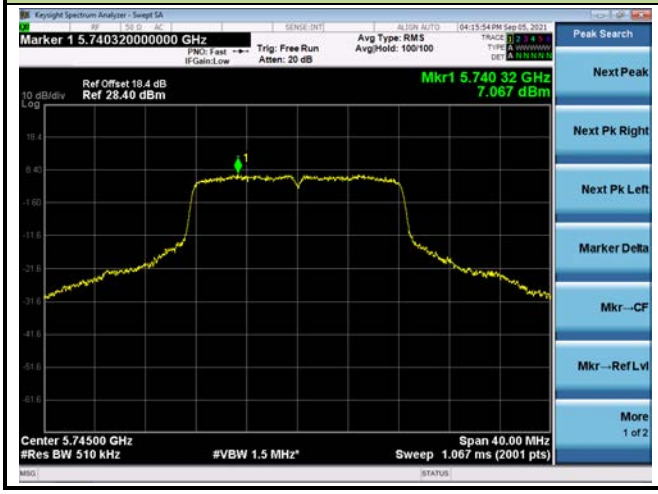

Channel 157 (5785MHz)

802.11a Power Spectral Density – Ant 0	
Channel 165 (5825MHz)	
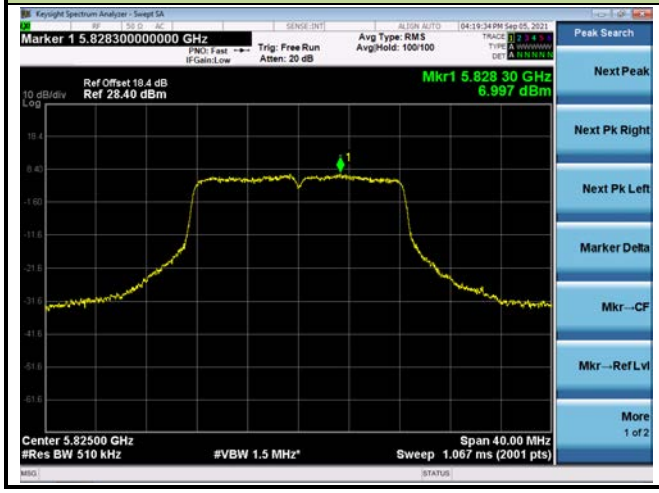	

802.11ac-VHT20 Power Spectral Density – Ant 0

Channel 36 (5180MHz)

Channel 44 (5220MHz)

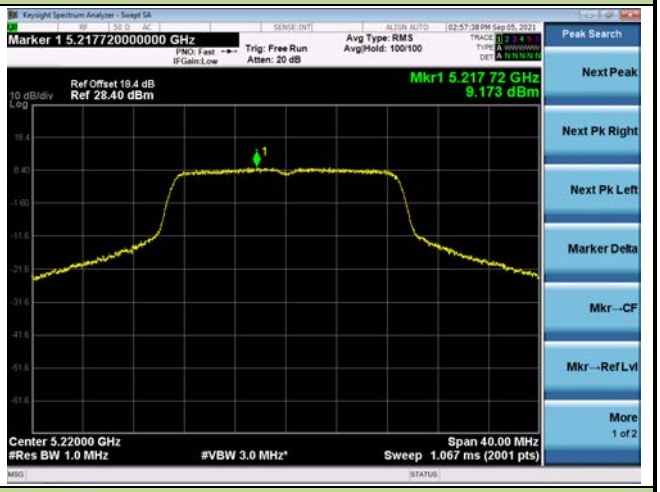

Channel 48 (5240MHz)

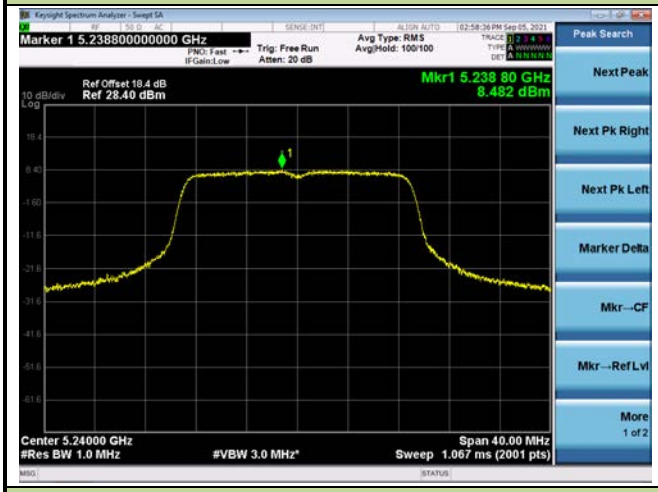

Channel 52 (5260MHz)

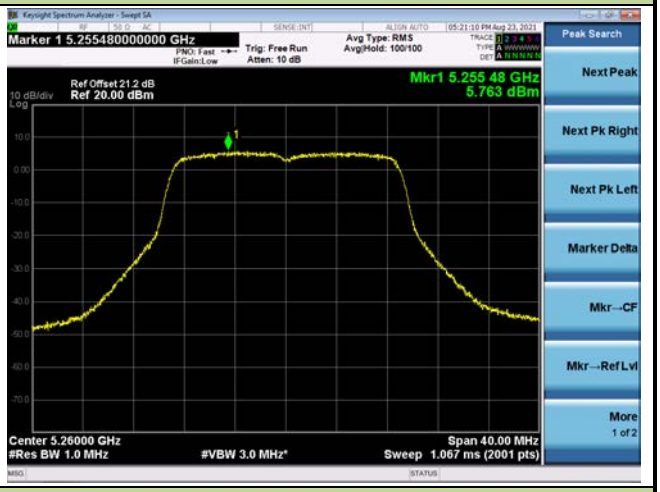

Channel 60 (5300MHz)

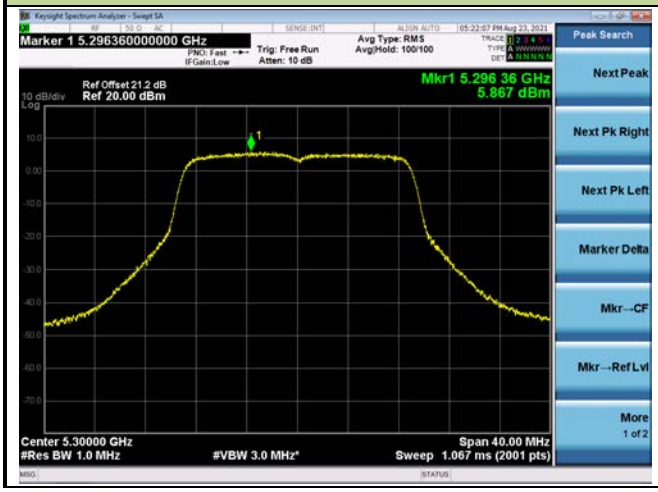

Channel 64 (5320MHz)

802.11ac-VHT20 Power Spectral Density – Ant 0

Channel 100 (5500MHz)

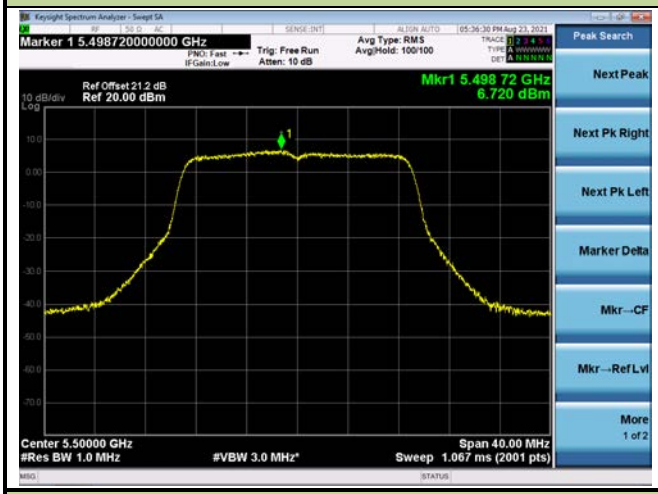

Channel 116 (5580MHz)

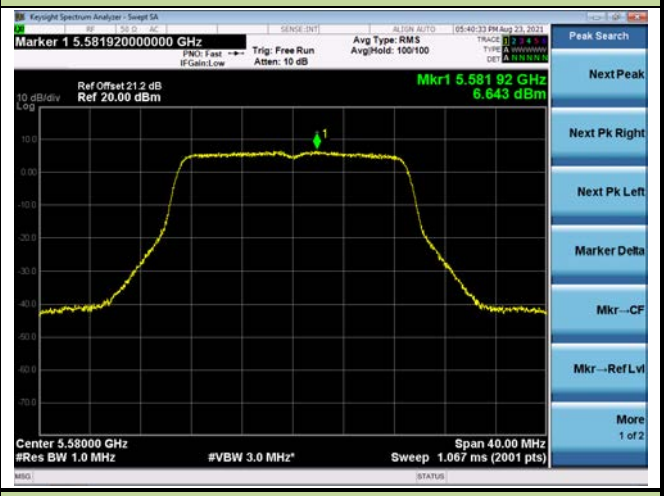

Channel 140 (5700MHz)

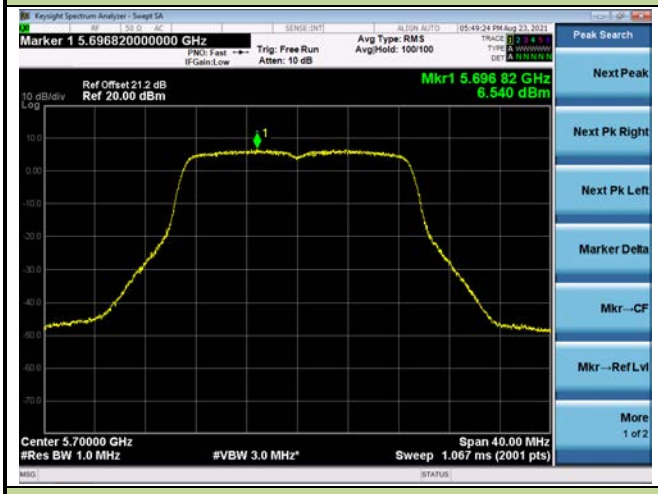

Channel 144 (5720MHz)

Channel 149 (5745MHz)

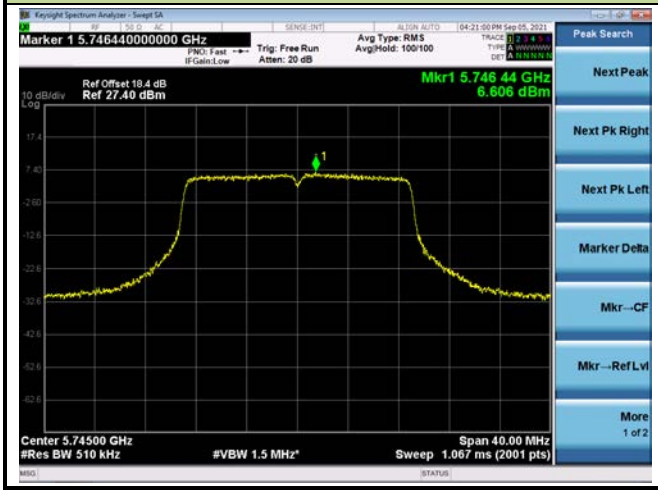

Channel 157 (5785MHz)

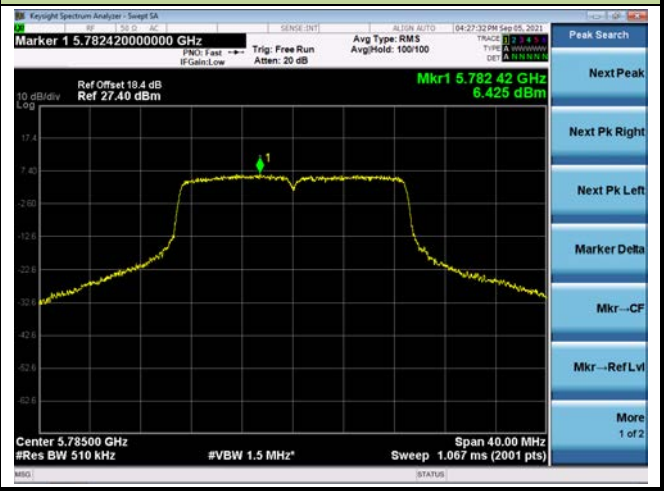

802.11ac-VHT20 Power Spectral Density – Ant 0	
Channel 165 (5825MHz)	
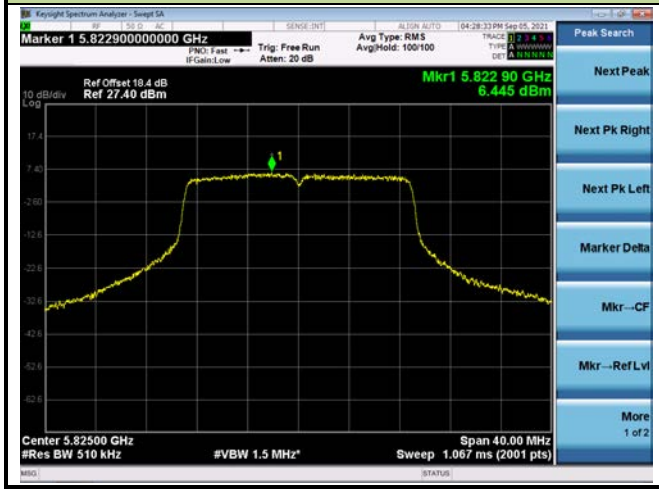	

802.11ac-VHT40 Power Spectral Density – Ant 0

Channel 38 (5190MHz)

Channel 46 (5230MHz)

Channel 54 (5270MHz)

Channel 62 (5310MHz)

Channel 102 (5510MHz)

Channel 110 (5550MHz)

802.11ac-VHT40 Power Spectral Density – Ant 0	
Channel 134 (5670MHz)	Channel 142 (5710MHz)
Channel 151 (5755MHz)	Channel 159 (5795MHz)
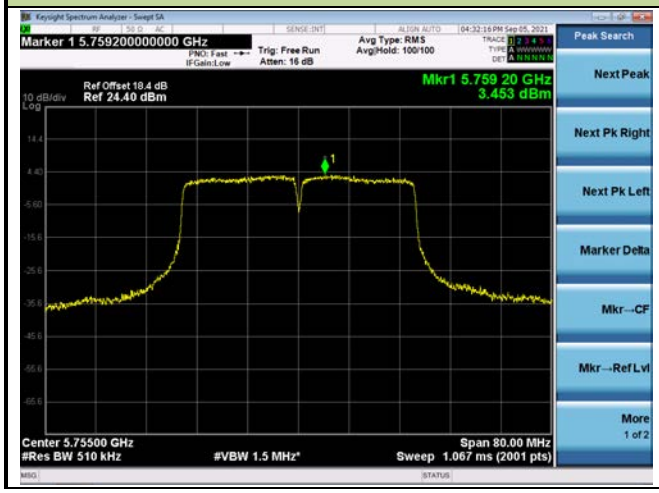	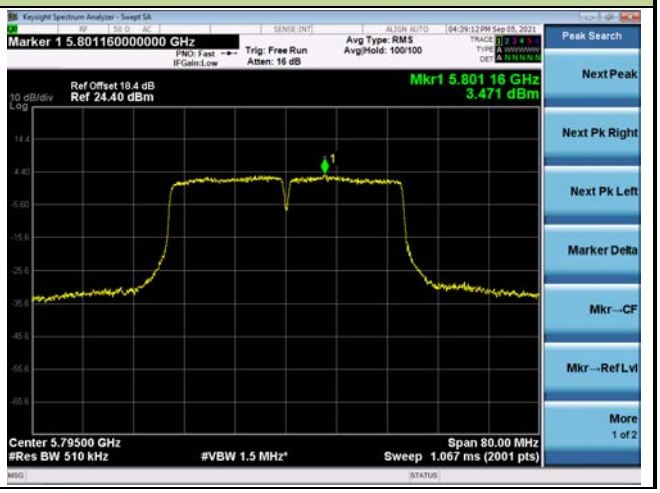

802.11ac-VHT80 Power Spectral Density – Ant 0

Channel 42 (5210MHz)

Channel 58 (5290MHz)

Channel 106 (5530MHz)

Channel 122 (5610MHz)

Channel 138 (5690MHz)

Channel 155 (5775MHz)

802.11ax-HE20 Power Spectral Density – Ant 0

Channel 36 (5180MHz)

Channel 44 (5220MHz)

Channel 48 (5240MHz)

Channel 52 (5260MHz)

Channel 60 (5300MHz)

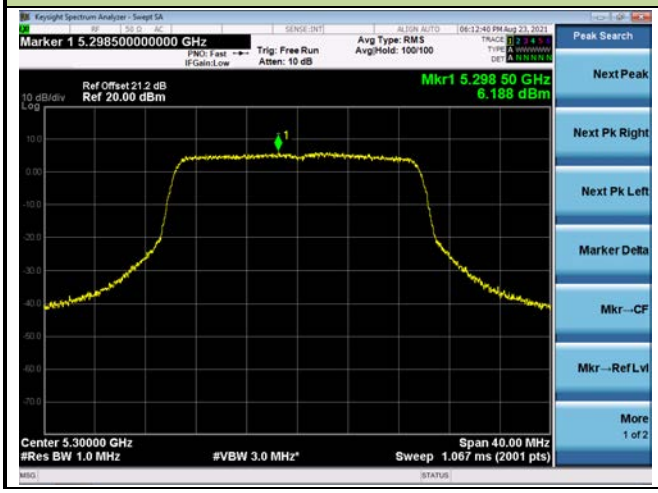

Channel 64 (5320MHz)

802.11ax-HE20 Power Spectral Density – Ant 0

Channel 100 (5500MHz)

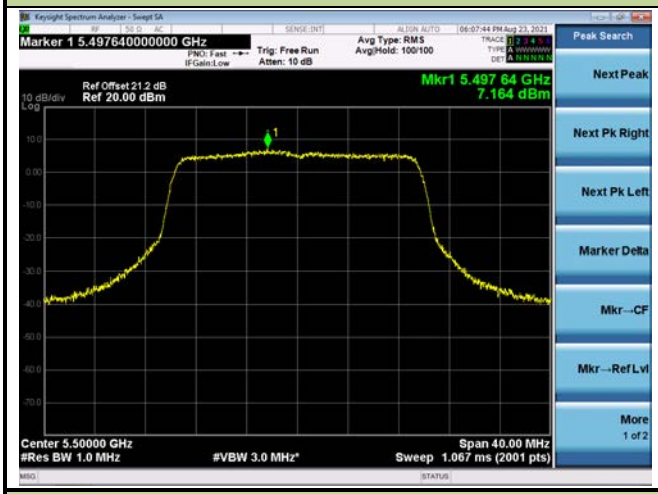

Channel 116 (5580MHz)

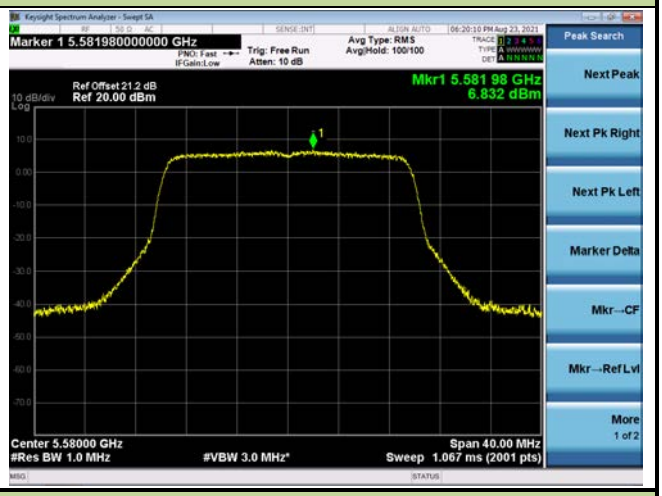

Channel 140 (5700MHz)

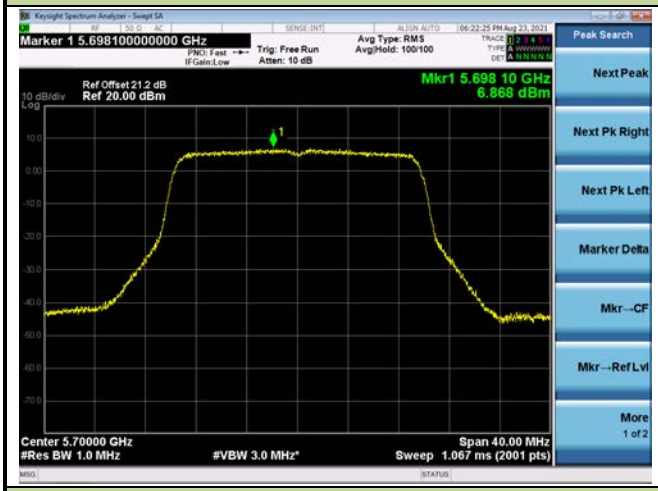

Channel 144 (5720MHz)

Channel 149 (5745MHz)

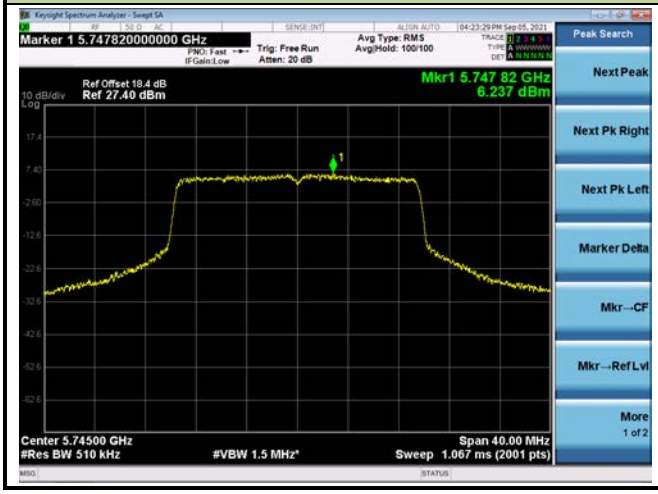

Channel 157 (5785MHz)

802.11ax-HE20 Power Spectral Density – Ant 0	
Channel 165 (5825MHz)	
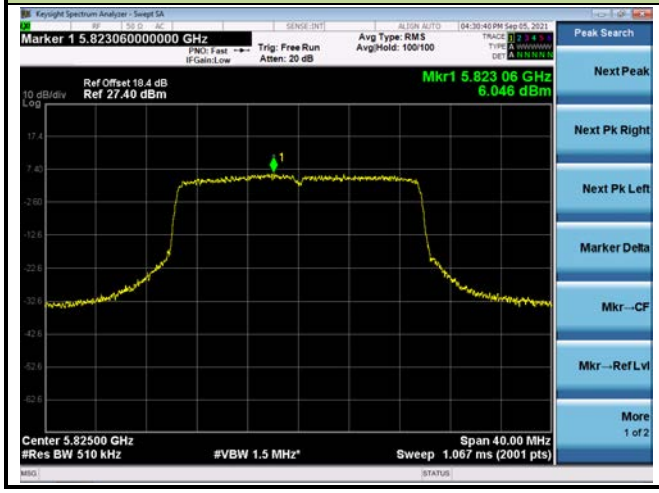	

802.11ax-HE40 Power Spectral Density – Ant 0

Channel 38 (5190MHz)

Channel 46 (5230MHz)

Channel 54 (5270MHz)

Channel 62 (5310MHz)

Channel 102 (5510MHz)

Channel 110 (5550MHz)

802.11ax-HE40 Power Spectral Density – Ant 0	
Channel 134 (5670MHz)	Channel 142 (5710MHz)
	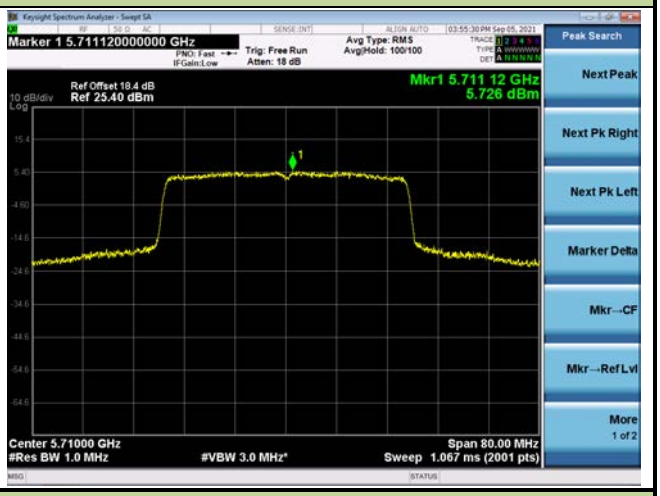
Channel 151 (5755MHz)	Channel 159 (5795MHz)

802.11ax-HE80 Power Spectral Density – Ant 0

Channel 42 (5210MHz)

Channel 58 (5290MHz)

Channel 106 (5530MHz)

Channel 122 (5610MHz)

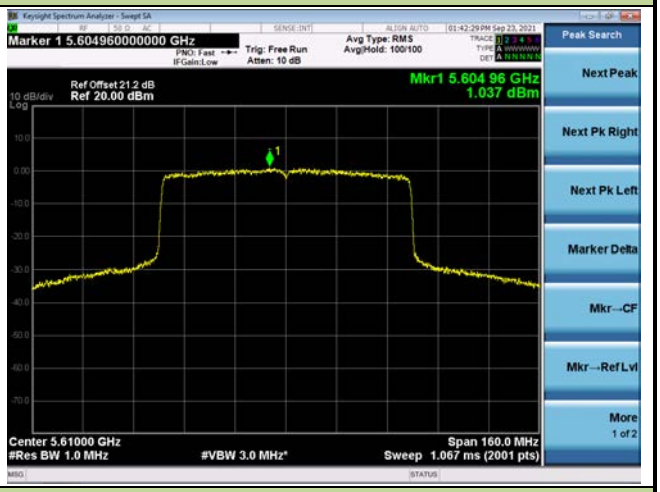

Channel 138 (5690MHz)

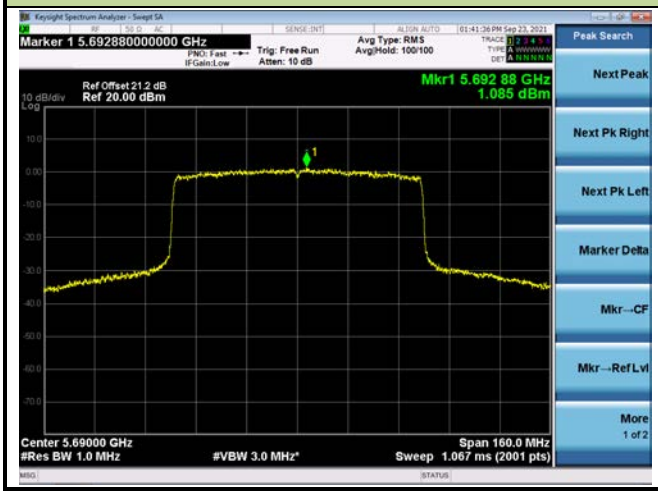

Channel 155 (5775MHz)

802.11a Power Spectral Density – Ant 1

Channel 36 (5180MHz)

Channel 44 (5220MHz)

Channel 48 (5240MHz)

Channel 52 (5260MHz)

Channel 60 (5300MHz)

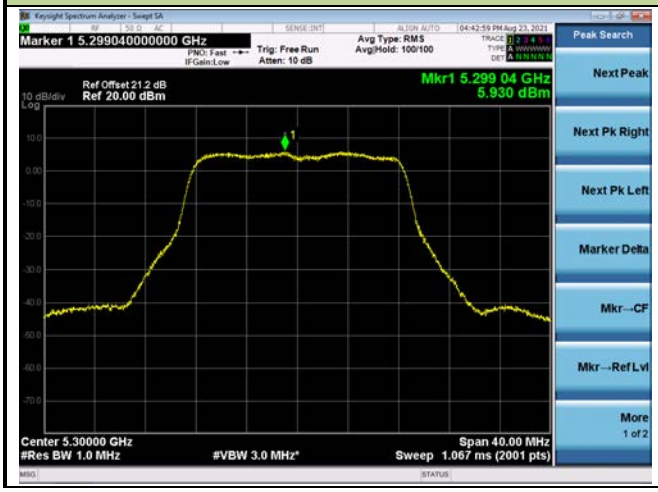

Channel 64 (5320MHz)

802.11a Power Spectral Density – Ant 1

Channel 100 (5500MHz)

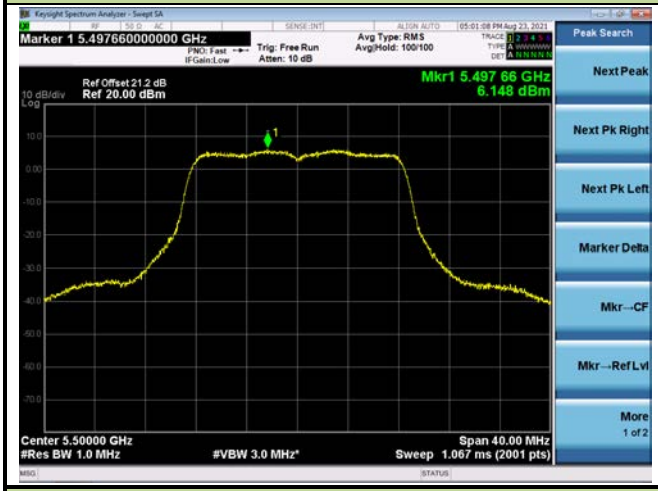

Channel 116 (5580MHz)

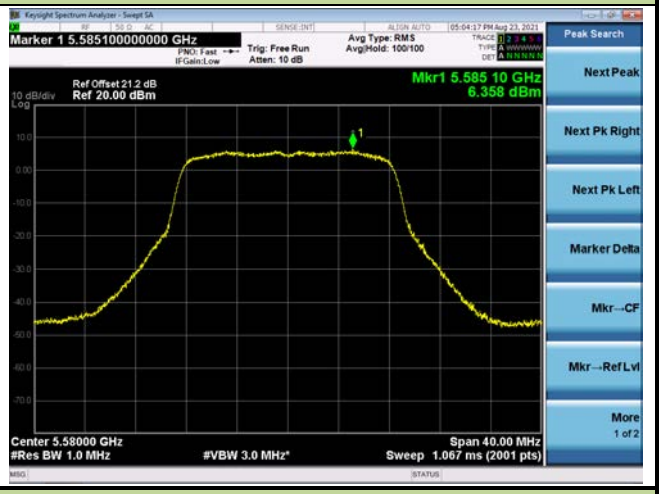

Channel 140 (5700MHz)

Channel 144 (5720MHz)

Channel 149 (5745MHz)

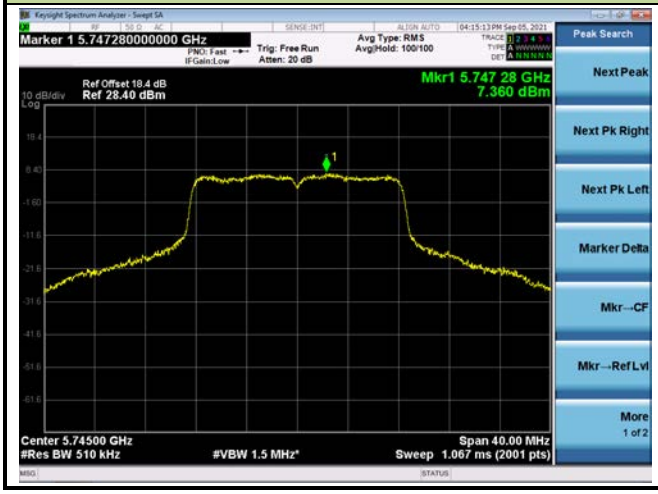

Channel 157 (5785MHz)

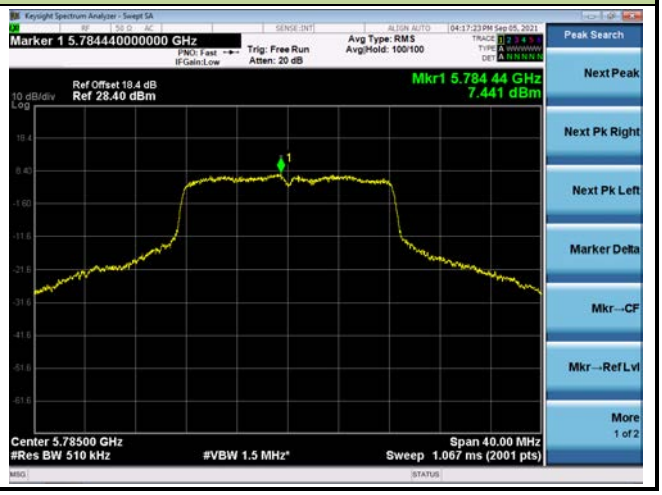

802.11a Power Spectral Density – Ant 1	
Channel 165 (5825MHz)	
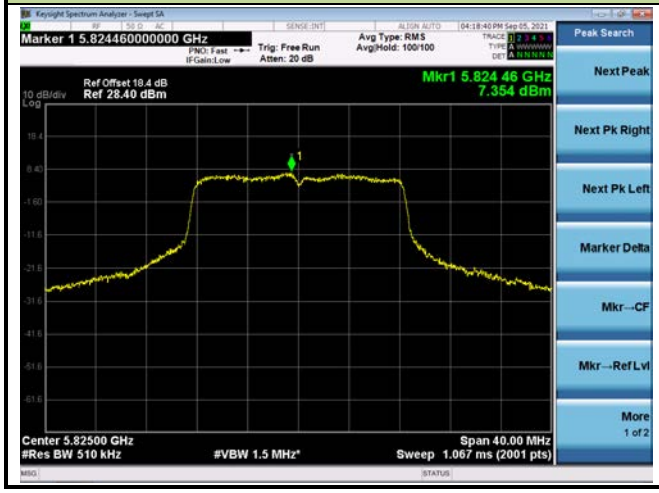	

802.11ac-VHT20 Power Spectral Density – Ant 1

Channel 36 (5180MHz)

Channel 44 (5220MHz)

Channel 48 (5240MHz)

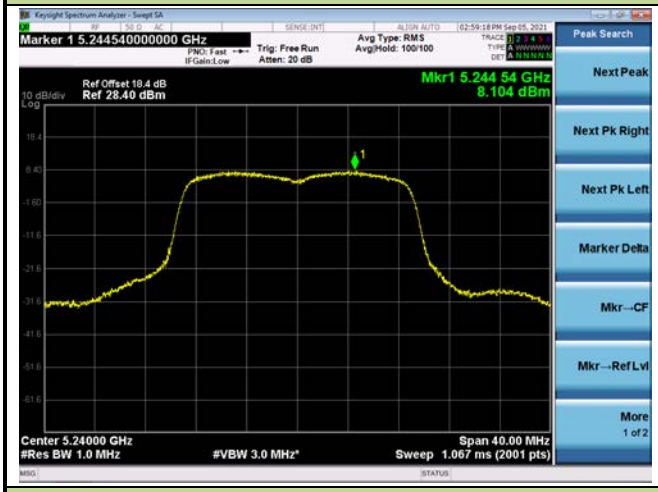

Channel 52 (5260MHz)

Channel 60 (5300MHz)

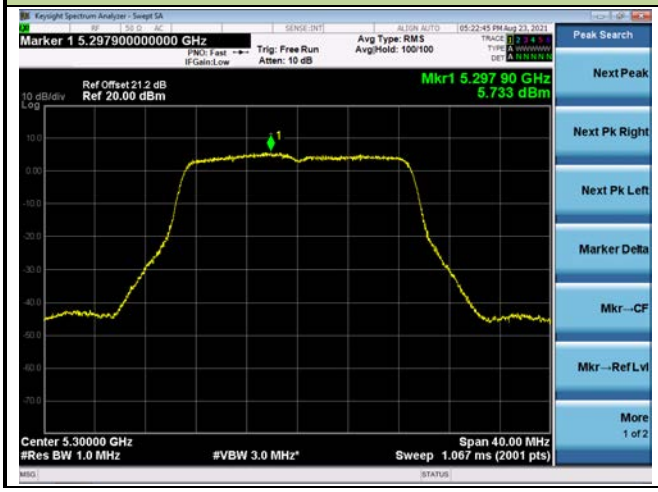

Channel 64 (5320MHz)

802.11ac-VHT20 Power Spectral Density – Ant 1

Channel 100 (5500MHz)

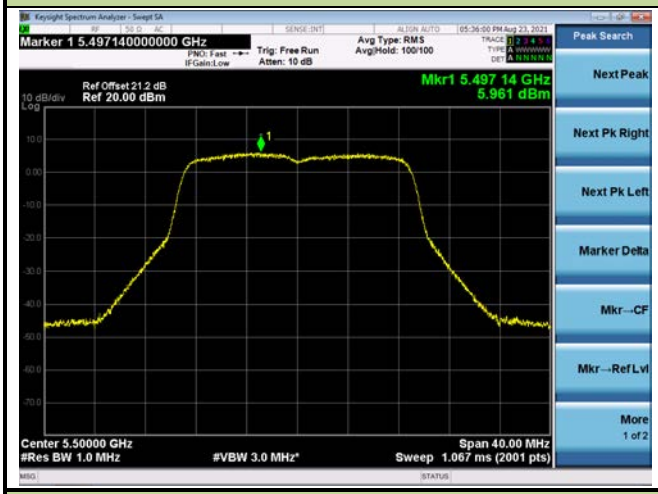

Channel 116 (5580MHz)

Channel 140 (5700MHz)

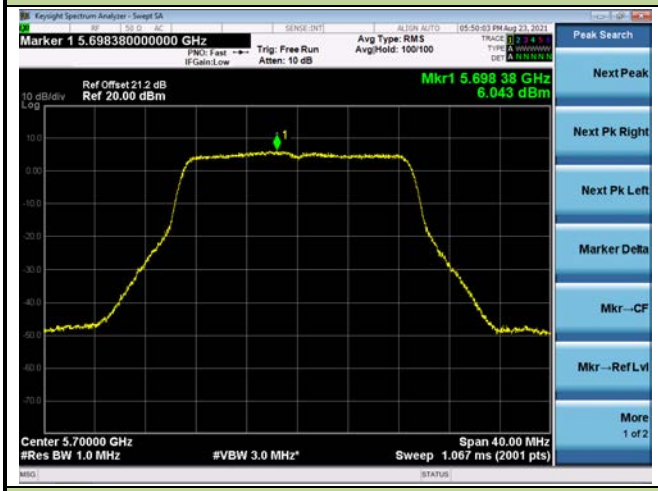

Channel 144 (5720MHz)

Channel 149 (5745MHz)

Channel 157 (5785MHz)

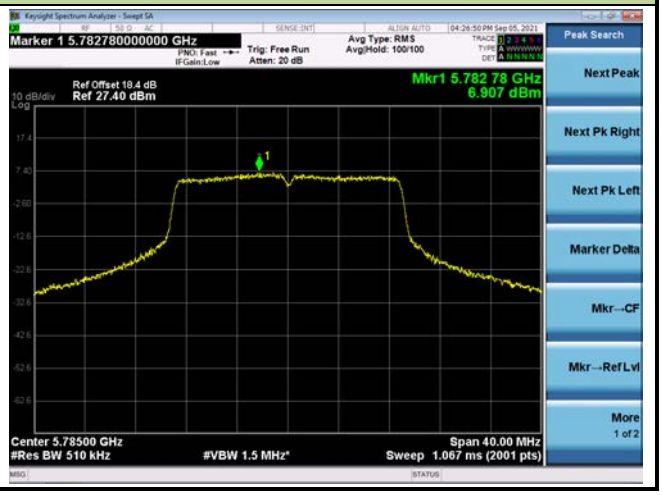
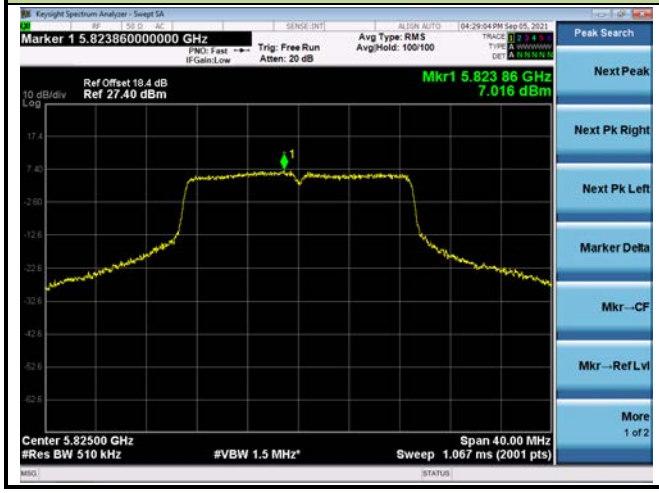
802.11ac-VHT20 Power Spectral Density – Ant 1	
Channel 165 (5825MHz)