

Dai Shogun Holdings
33rd Floor, Shui On Center, 6-8 Harbour
Road, Wanchai, Hongkong

FAQ

- 1.How long does it take to be fully charged?
About 7.5 hours.
- 2.How long it can work continuously?
About 15 hours after a full charge.
- 3.How to change the Wi-Fi name and password?
Go to "My Hotspot", make changes and save.
4. How to use it as a power bank?
Charging starts as soon as the cable is inserted to the standard USB port.
- 5.What to do if you lost your device?
Please change your GlocalMe account password on App as soon as possible to protect your account balance.
- 6.How many devices can be connected to GlocalMe G2 at the same time?
5 devices.
- 7.How long does it take to connect to the internet after starting up?
Normally 1-2 minutes. It may take up to 10 minutes to start up for the first time in a country.
- 8.Why the signal icon shows 3G even if the device supports 4G?
The GlocalMe service depends on the local operators' network, the 4G network is prioritized. When the 4G signal is weak, the signal will be transferred to 3G.

Warning

Specific Absorption Rate (SAR) information.SAR tests are conducted using standard operating positions accepted by the FCC with the device transmitting at its highest certified power level in all tested frequency bands, although the SAR is determined at the highest certified power level, the actual SAR level of the device while operating can be well below the maximum value, in general, the closer you are to a wireless base station antenna, the lower the power output.

Before a new device can be made available for sale to the public, it must be tested and certified by the FCC that it does not exceed the exposure limit established by the FCC, Tests for each device are performed in positions and locations as required by the FCC.For body worn operation, this device has been tested and meets the FCC RF exposure guidelines when used with an accessory designated for this product or when used with an accessory that contains no metal and that positions the device a minimum of 1.0 cm from the body.

This device complies with part 15 of the FCC Rules. Operation is subject to the following two conditions: (1) This device may not cause harmful interference, and (2) this device must accept any interference received, including interference that may cause.

Warning

Undesired operation.Any Changes or modifications not expressly approved by the party responsible for compliance could void the user's authority to operate the equipment.

Note: This equipment has been tested and found to comply with the limits for a Class B digital device, pursuant to part 15 of the FCC Rules. These limits are designed to provide reasonable protection against harmful interference in a residential installation. This equipment generates uses and can radiate radio frequency energy and, if not installed and used in accordance with the instructions, may cause harmful interference to radio communications.However, there is no guarantee that interference will not occur in a particular installation. If this equipment does cause harmful interference to radio or television reception, which can be determined by turning the equipment off and on, the user is encouraged to try to correct the interference by one or more of the following measures:

- Reorient or relocate the receiving antenna.
- Increase the separation between the equipment and receiver.
- Connect the equipment to an outlet on a different circuit to the receiver.
- Consult the dealer or an experienced radio/TV technician for help.

Warning

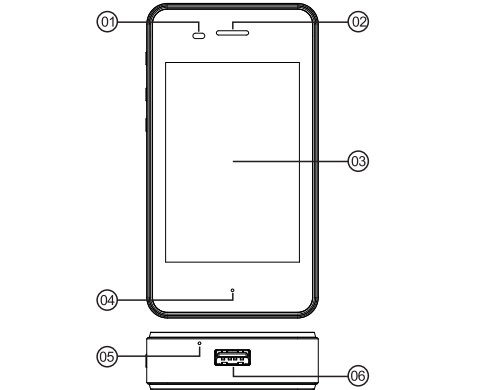


Disposal and recycling information
This symbol (with or without a solid bar) on the device, batteries (if included), and/or the packaging, indicates that the device and its electrical accessories (for example, a headset, adapter, or cable) and batteries should not be disposed of as household garbage. These items should not be disposed of as unsorted municipal waste and should be taken to a certified collection point for recycling or proper disposal. For more detailed information about device or battery recycling, contact your local city office, household waste disposal service, or retail store.Disposal of the device and batteries (if included) is subject to WEEE Directive Recast (Directive 2012/19/EU) and Battery Directive (Directive 2006/66/EC). The purpose of separating WEEE and batteries from other waste is to minimize the potential environmental impacts and human health risk of any hazardous substances that may be present.



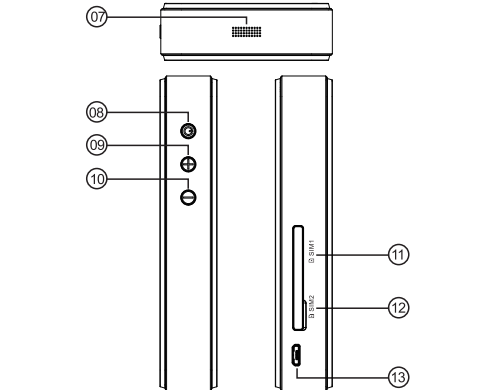
Dai Shogun Holdings

Product Overview



01:Proximity Sensor 02:Receiver 03:LCD Touch Display
04:LED Indicator 05:Microphone 06:USB Port (Output)
Indicator Status: Red-Low Battery Yellow-Normal Green-High Battery

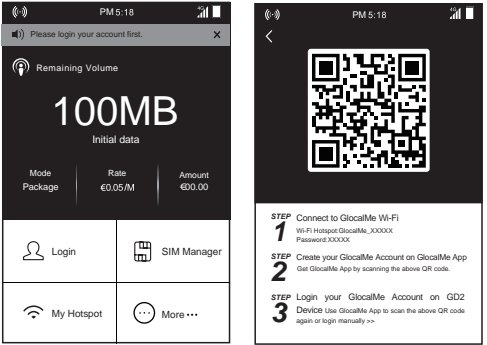
Product Overview



07:Speaker 08:Power Button 09:Volume Up Button
10:Volume Down Button 11:SIM Slot 1 12:SIM Slot 2
13:Micro USB Port (Input):Chargers with an output of 5V=1A are recommended

How to use

1.Connect to GlocalMe Wi-Fi
Press and hold the power button " " for 3 seconds and wait for the G2 to boot. Select "Login" to finish the following steps.



Note:After logging in your GD2, the screen will show the amount, Wi-Fi name and password. When the signal icon shows 4G or 3G, it indicates that the hotspot is successfully connected to the local network operator.

How to use

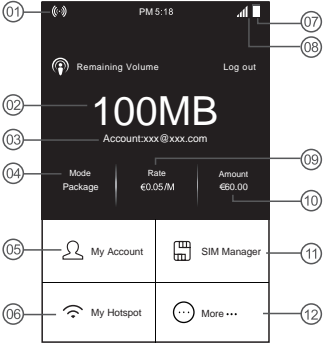
2.Account Top up
Use GlocalMe App to top up. Our payment methods support PayPal, VISA/MasterCard (through PayPal), Ali pay, etc.



Scan to download App for Android & iOS

3.Note
GlocalMe is powered by revolutionary cloud SIM technology, which does not require a SIM card. When GlocalMe is working, it can automatically connect the local mobile broadband network provided by local mobile operator. Therefore, if you are in a location where mobile signal is poor or intermittent, GlocalMe may not work well.

User Interface



- 01.Number of device connections
- 03. Account name
- 05. Account information
- 06. Hotspot information
- 08. SIM card signal strength
- 10. Balance/Days to go of package
- 12. Others
- 02.Remaining data
- 04. Charging mode (Package/ Non-Package)
- 07. Battery level
- 09. Rate/Package name
- 11. SIM Management

Product Specifications

- Technical Specifications**
- LTE FDD: Band 1/3/5/7/8/17/20
 - LTE TDD: Band 39/40/41
 - WCDMA : Band 1/2/5/8
 - GSM: 1900/1800/900/850 MHz
 - Max Uplink Speed:50Mbps
 - Max Downlink Speed:150 Mbps
 - Wi-Fi Protocol: IEEE802.11b/g/n
 - Screen Size: 3.5 inch
 - Standard USB port
 - Micro USB port
 - Battery Capacity: 6000mAh
 - Input/Output: DC 5V=1A