



Prüfbericht-Nr.: <i>Test report No.:</i>	50064781 003	Auftrags-Nr.: <i>Order No.:</i>	164075733	Seite 1 von 23 <i>Page 1 of 23</i>
Kunden-Referenz-Nr.: <i>Client reference No.:</i>	N/A	Auftragsdatum: <i>Order date.:</i>	11.10.2016	
Auftraggeber: <i>Client:</i>	ContextMedia Health LLC 330 N. Wabash Ave STE 2500, Chicago, Illinois United States.			
Prüfgegenstand: <i>Test item:</i>	Media Player			
Bezeichnung / Typ-Nr.: <i>Identification / Type No.:</i>	P-PLA-XXX-XXX-XX (The variable "X" can be 0 to 9, A to Z)			
Auftrags-Inhalt: <i>Order content:</i>	FCC and IC approval			
Prüfgrundlage: <i>Test specification:</i>	CFR47 FCC Part 15: Subpart C Section 15.247 CFR47 FCC Part 15: Subpart C Section 15.207 CFR47 FCC Part 15: Subpart C Section 15.209 RSS-247 Issue 1 May 2015 RSS-Gen Issue 4 November 2014			
Wareneingangsdatum: <i>Date of receipt:</i>	20.10.2016	Please refer to photo documents		
Prüfmuster-Nr.: <i>Test sample No.:</i>	A000436925-002 A000436925-003			
Prüfzeitraum: <i>Testing period:</i>	08.11.2016 ~ 08.12.2016			
Ort der Prüfung: <i>Place of testing:</i>	Accurate Technology Co., Ltd.			
Prüflaboratorium: <i>Testing laboratory:</i>	TÜV Rheinland (Shenzhen) Co., Ltd.			
Prüfergebnis*: <i>Test result*:</i>	Pass			
geprüft von / tested by:		kontrolliert von / reviewed by:		
 21.12.2016 Andy Yan / Project Manager		 21.12.2016 Owen Tian / Technical Certifier		
Datum <i>Date</i>	Name/Stellung <i>Name/Position</i>	Unterschrift <i>Signature</i>	Datum <i>Date</i>	Name/Stellung <i>Name/Position</i>
		<i>Signature</i>		<i>Signature</i>
Sonstiges / Other:				
FCC ID: 2A16X-PPLAYIT IC: 21722-PPLAYIT HVIN: PPLAYIT01 All the Identification no. are identical in the hardware and electronic aspects with each other for marketing strategy only.				
Zustand des Prüfgegenstandes bei Anlieferung: <i>Condition of the test item at delivery:</i>		Prüfmuster vollständig und unbeschädigt <i>Test item complete and undamaged:</i>		
* Legende: 1 = sehr gut 2 = gut 3 = befriedigend 4 = ausreichend 5 = mangelhaft P(ass) = entspricht o.g. Prüfgrundlage(n) F(ail) = entspricht nicht o.g. Prüfgrundlage(n) N/A = nicht anwendbar N/T = nicht getestet Legend: 1 = very good 2 = good 3 = satisfactory 4 = sufficient 5 = poor P(ass) = passed a.m. test specifications(s) F(ail) = failed a.m. test specifications(s) N/A = not applicable N/T = not tested				
Dieser Prüfbericht bezieht sich nur auf das o.g. Prüfmuster und darf ohne Genehmigung der Prüfstelle nicht auszugsweise vervielfältigt werden. Dieser Bericht berechtigt nicht zur Verwendung eines Prüfzeichens.				
<i>This test report only relates to the a. m. test sample. Without permission of the test center this test report is not permitted to be duplicated in extracts. This test report does not entitle to carry any test mark.</i>				
v04				

Test Summary

5.1.1 ANTENNA REQUIREMENT*RESULT: Pass***5.1.2 MAXIMUM PEAK CONDUCTED OUTPUT POWER***RESULT: Pass***5.1.3 CONDUCTED POWER SPECTRAL DENSITY***RESULT: Pass***5.1.4 6dB BANDWIDTH***RESULT: Pass***5.1.5 99% BANDWIDTH***RESULT: Pass***5.1.6 CONDUCTED SPURIOUS EMISSIONS MEASURED IN 100 KHZ BANDWIDTH***RESULT: Pass***5.1.7 RADIATED SPURIOUS EMISSION***RESULT: Pass***5.1.8 CONDUCTED EMISSION ON AC MAINS***RESULT: Pass*

Contents

1	GENERAL REMARKS	4
1.1	COMPLEMENTARY MATERIALS	4
2	TEST SITES	4
2.1	TEST FACILITIES	4
2.2	LIST OF TEST AND MEASUREMENT INSTRUMENTS.....	5
2.3	TRACEABILITY	6
2.4	CALIBRATION	6
2.5	MEASUREMENT UNCERTAINTY.....	6
2.6	LOCATION OF ORIGINAL DATA.....	6
2.7	STATUS OF FACILITY USED FOR TESTING.....	6
3	GENERAL PRODUCT INFORMATION	7
3.1	PRODUCT FUNCTION AND INTENDED USE.....	7
3.2	RATINGS AND SYSTEM DETAILS	7
3.3	INDEPENDENT OPERATION MODES	8
3.4	NOISE GENERATING AND NOISE SUPPRESSING PARTS.....	8
3.5	SUBMITTED DOCUMENTS.....	8
4	TEST SET-UP AND OPERATION MODES	9
4.1	PRINCIPLE OF CONFIGURATION SELECTION	9
4.2	TEST OPERATION AND TEST SOFTWARE.....	9
4.3	SPECIAL ACCESSORIES AND AUXILIARY EQUIPMENT.....	9
4.4	COUNTERMEASURES TO ACHIEVE EMC COMPLIANCE.....	9
4.5	TEST SETUP DIAGRAM.....	10
5	TEST RESULTS	12
5.1	TRANSMITTER REQUIREMENT & TEST SUITES	12
5.1.1	<i>Antenna Requirement</i>	<i>12</i>
5.1.2	<i>Maximum Peak Conducted Output Power.....</i>	<i>13</i>
5.1.3	<i>Conducted Power Spectral Density</i>	<i>15</i>
5.1.4	<i>6dB Bandwidth</i>	<i>17</i>
5.1.5	<i>99% Bandwidth</i>	<i>18</i>
5.1.6	<i>Conducted Spurious Emissions Measured in 100 kHz Bandwidth</i>	<i>19</i>
5.1.7	<i>Radiated Spurious Emission</i>	<i>20</i>
5.1.8	<i>Conducted Emission on AC Mains.....</i>	<i>21</i>
6	PHOTOGRAPHS OF THE TEST SET-UP	22
7	LIST OF TABLES.....	23
8	LIST OF PHOTOGRAPHS	23

1 General Remarks

1.1 Complementary Materials

All attachments are integral parts of this test report. This applies especially to the following appendix:

Appendix A: Test Results of Wi-Fi 802.11b/g/n(HT20)/n(HT40) of Conducted Testing

Appendix B: Test Results of Wi-Fi 802.11b/g/n(HT20)/n(HT40) of AC Conducted and Radiated Emission

2 Test Sites

2.1 Test Facilities

Accurate Technology Co., Ltd.

F1, Bldg. A, Changyuan New Material Port Keyuan Rd., Science & Industry Park, Nanshan Shenzhen, 518057, P.R. China

FCC Registration No.: 752051

Test site Industry Canada No.: 5077A-2

The tests at the test sites have been conducted under the supervision of a TÜV engineer.

2.2 List of Test and Measurement Instruments

Table 1: List of Test and Measurement Equipment

Accurate Technology Co., Ltd.

Radio Spectrum Test and Spurious Emission				
Equipment	Manufacturer	Model No.	Serial No.	Cal. Until
Spectrum Analyzer	R&S	FSV40	101495	09.01.2017
Spectrum Analyzer	R&S	ESPI3	100396/003	09.01.2017
Test Receiver	R&S	ESCS30	100307	09.01.2017
Bilog Antenna	Schwarzbeck	VULB9163	9163-323	14.01.2017
Loop Antenna	Schwarzbeck	FMZB1516	1516131	14.01.2017
Horn Antenna	Schwarzbeck	BBHA9120D	9120D-655	14.01.2017
Horn Antenna	Schwarzbeck	BBHA9170	9170-359	14.01.2017
RF Switching Unit+PreAMP	Compliance Direction	RSU-M2	38322	09.01.2017
Pre-Amplifier	R&S	CBLU11835 40-01	3791	09.01.2017
50 Coaxial Switch	Anritsu Corp	MP59B	6200506474	09.01.2017
RF Coaxial Cable	SUHNER	N-3m	No.8	09.01.2017
RF Coaxial Cable	RESENBERGER	N-3.5m	No.9	09.01.2017
RF Coaxial Cable	SUHNER	N-6m	No.10	09.01.2017
RF Coaxial Cable	RESENBERGER	N-12m	No.11	09.01.2017
50_ Coaxial Switch	Anritsu Corp	MP59B	6200283933	09.01.2017
Conducted Emission on AC Mains				
Equipment	Manufacturer	Model No.	Serial No.	Cal. Until
Test Receiver	R&S	ESCS30	100307	09.01.2017
L.I.S.N.	R&S	NLSK8126	8126431	09.01.2017
50Ω Coaxial Switch	Anritsu	MP59B	6200283933	09.01.2017

2.3 Traceability

All measurement equipment calibrations are traceable to NIM (National Institute of Metrology) or where calibration is performed in other countries, to equivalent nationally recognized standards organizations.

2.4 Calibration

Equipment requiring calibration is calibrated periodically by the manufacturer or according to manufacturer's specifications. Additionally all equipment is verified for proper performance on a regular basis using in house standards or comparisons.

2.5 Measurement Uncertainty

The estimated combined standard uncertainty for radiated emissions and conducted emissions measurements as below table

Item		Extended Uncertainty
Conducted Emission		± 3.0 dB
Radiated Emission (9kHz-30MHz)	Field strength (dBµV/m)	U=3.08dB, k=2, σ=95%
Radiated Emission (30-1000MHz)	Field strength (dBµV/m)	U=4.42dB, k=2, σ=95%
Radiated Emission (above 1000MHz)	Field strength (dBµV/m)	U=4.06dB, k=2, σ=95%
Occupied Channel Bandwidth		±5.0 %
RF Output Power, Conducted		±1.5 dB
Power Spectral Density, Conducted		±3.0 dB
Unwanted Emission, Conducted		±3.0 dB
Radio Frequency		±1x10 ⁻⁵
Duty Cycle		±5.0 %

2.6 Location of Original Data

The original copies of all test data taken during actual testing were attached at Appendix A & B of this report and delivered to the applicant. A copy has been retained in the TÜV Rheinland (Shenzhen) file for certification follow-up purposes.

2.7 Status of Facility Used for Testing

The Accurate Technology Co., Ltd. Test facility located at F1, Bldg. A, Changyuan New Material Port Keyuan Rd., Science & Industry Park, Nanshan Shenzhen, 518057, P.R. China is listed on the US Federal Communications Commission list of facilities approved to perform measurements.

3 General Product Information

3.1 Product Function and Intended Use

The EUT is a Media Player which supports Bluetooth (dual mode) and Wi-Fi 802.11 a/b/g/n/ac wireless technology. This DTS report is only for 2.4GHz band 802.11b/g/n technology. Other functions with different technologies are reported in the related reports.

For details refer to the User Manual, Technical Description and Circuit Diagram.

3.2 Ratings and System Details

Table 2: Technical Specification of EUT

General Information of EUT	Value
Kind of Equipment	Media Player
Type Designation	P-PLA-XXX-XXX-XX
Trade Mark	ContextMedia Health
FCC ID	2A16X-PPLAYIT
IC / HVIN	21722-PPLAYIT / PPLAYIT01
Operating Temperature Range	-10 °C ~ +50 °C
Operating Voltage	DC 5.0 V from AC/DC Adapter
Testing Voltage	DC 5.0 V from AC/DC Adapter with input 120V/60Hz
Antenna Type	Detachable Antenna with reversed SMA connector
Max. Antenna Gain	2.0dBi
Technical Specification of Wi-Fi 802.11 b/g/n(HT20)/n(HT40)	
Operating Frequency	2412 - 2462 MHz for 802.11b/g/n(HT20) 2422 - 2452 MHz for 802.11n(HT40)
Type of Modulation	DSSS(DBPSK/DQPSK/CCK) OFDM(BPSK/QPSK/16QAM/64QAM)
Data Rate	1/2/5.5/11 Mbps for 802.11b 6/9/12/18/24/36/48/54 Mbps for 802.11g SISO Mode: MCS0 ~ MCS7 Mbps for 802.11n(HT20) SISO Mode: MCS0 ~ MCS7 Mbps for 802.11n(HT40) MIMO Mode: MCS0 ~ MCS15 for 802.11n(HT20) MIMO Mode: MCS0 ~ MCS15 for 802.11n(HT40)
Channel Number	11 channels for 802.11b/g/n(HT20) 7 channels for 802.11n(HT40)
Channel Separation	5 MHz

Table 3: RF Channel and Frequency of Wi-Fi 802.11 b/g/n(HT20)

RF Channel	Frequency (MHz)	RF Channel	Frequency (MHz)
01	2412	07	2442
02	2417	08	2447
03	2422	09	2452
04	2427	10	2457
05	2432	11	2462
06	2437	/	/

Remark:

Test frequencies are lowest channel: 2412 MHz, middle channel: 2437 MHz and highest channel: 2462 MHz for IEEE 802.11b/g/n(HT20)

Test frequencies are lowest channel: 2422 MHz, middle channel: 2437 MHz and highest channel: 2452 MHz for IEEE 802.11n (HT40)

3.3 Independent Operation Modes

The basic operation modes are:

A. On, Wi-Fi transmitting with AD/DC adapter

1. Low channel
2. Middle channel
3. High channel

B. WiFi Link

3.4 Noise Generating and Noise Suppressing Parts

Refer to Circuit Diagram for further details.

3.5 Submitted Documents

- Application Form
- Block Diagram
- Schematics
- Technical Description
- FCC/IC Label and Location Info
- Photo Document
- User Manual

4 Test Set-up and Operation Modes

4.1 Principle of Configuration Selection

Radio Spectrum: The equipment under test (EUT) was configured at its highest power output in order to measure its highest possible radiation and conducted level. The test modes were adapted accordingly in reference to the instructions for use.

Emission: The equipment under test (EUT) was configured to measure its highest possible radiation level. The test modes were adapted accordingly in reference to the instructions for use.

4.2 Test Operation and Test Software

Test operation refers to test setup in chapter 5. All testing were performed according to the procedures in ANSI C63.10: 2013.

4.3 Special Accessories and Auxiliary Equipment

Table 4: List of Accessories and Auxiliary Equipment

Description	Manufacturer	Model	S/N	Rating
LCD TV	KONKA	LCH23HS95	LCH1223W7044457	--
Headphone	Lenovo	CE-1253H	--	--
Adapter	Mass Power	NBS18C050250VU	--	Input: 100-240V~, 50/60Hz, 0.6A Output: DC 5.0V, 2.5A
HDMI Cable	--	--	--	120cm Shielded
RS232 Cable	--	--	--	120cm Shielded

4.4 Countermeasures to Achieve EMC Compliance

The test sample which has been tested contained the noise suppression parts as described in the Technical Construction File (TCF).

No additional measures were employed to achieve compliance.

4.5 Test Setup Diagram

Diagram of Measurement Configuration for Radiation Test (Below 1GHz)

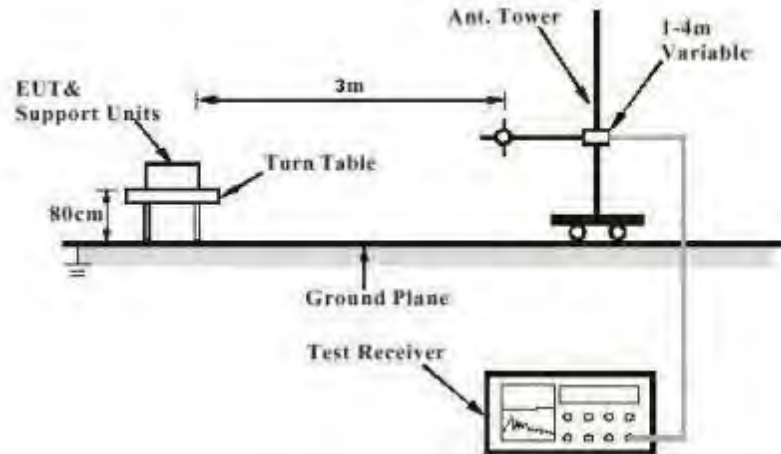


Diagram of Measurement Configuration for Radiation Test (Above 1GHz)

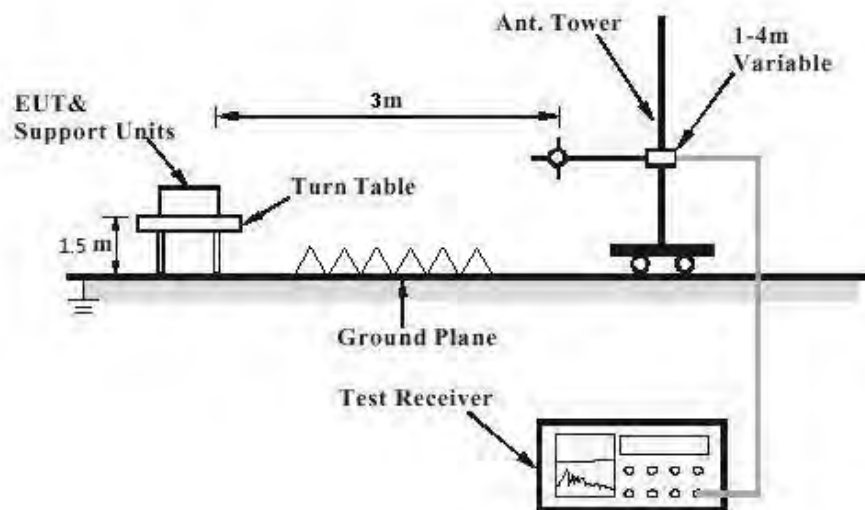


Diagram of Measurement Configuration for Mains Conduction Measurement

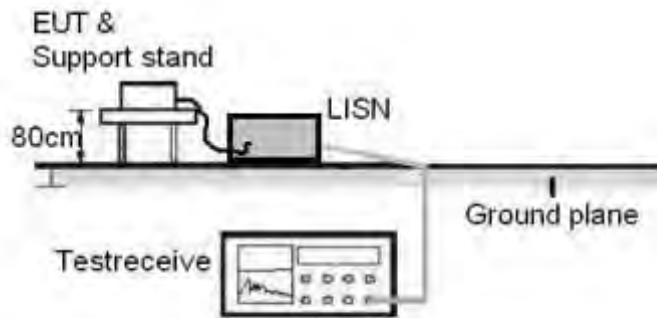
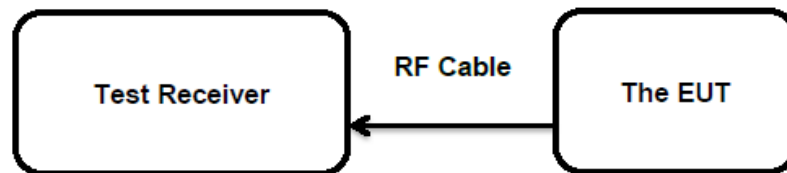


Diagram of Measurement Configuration for Conducted Transmitter Measurement



5 Test Results

5.1 Transmitter Requirement & Test Suites

5.1.1 Antenna Requirement

RESULT:**Pass****Test Specification**

Test standard : FCC Part 15.247(b)(4) and Part 15.203
RSS-Gen Clause 8.3

According to the manufacturer declared, the EUT has two dedicated antennas with reversed SMA connector, the directional gain of each antenna is 2.00 dBi. Therefore the EUT is considered sufficient to comply with the provision.

Refer to EUT Photo for further details.

5.1.2 Maximum Peak Conducted Output Power

RESULT:
Pass
Test Specification

Test standard	:	FCC Part 15.247(b)(3) RSS-247 Clause 5.4(4)
Basic standard	:	ANSI C63.10: 2013
Limits	:	< 1.0 Watts
Kind of test site	:	Shielded Room

Test Setup

Date of testing	:	15.11.2016-17.11.2016
Operation mode	:	A
Test channel	:	Low / Middle / High
Ambient temperature	:	25 °C
Relative humidity	:	56 %
Atmospheric pressure	:	101 kPa

For details refer to following test result.

Table 5: Test Result of Maximum Peak Conducted Output Power (SISO_ANT0)

Test Mode	Data Rate	Frequency (MHz)	Measured Power		Limit
			dBm	W	
802.11b	1 Mbps	2412	14.8	--	< 1W(30dBm)
		2437	15.4		
		2462	15.7		
802.11g	6 Mbps	2412	14.1		
		2437	14.7		
		2462	14.6		
802.11n (HT20)	MCS0	2412	12.9		
		2437	13.3		
		2462	13.7		
802.11n (HT40)	MCS0	2422	13.2		
		2437	13.6		
		2452	13.6		
Maximum Measured Value			15.7	0.037	

Table 6: Test Result of Maximum Peak Conducted Output Power (SISO_ANT1)

Test Mode	Data Rate	Frequency (MHz)	Measured Power		Limit
			dBm	W	
802.11b	1 Mbps	2412	14.3	--	< 1W(30dBm)
		2437	14.8		
		2462	15.2		
802.11g	6 Mbps	2412	13.5		
		2437	13.9		
		2462	14.0		
802.11n (HT20)	MCS0	2412	12.1		
		2437	12.5		
		2462	13.2		
802.11n (HT40)	MCS0	2422	12.4		
		2437	12.4		
		2452	12.8		
Maximum Measured Value			15.2	0.033	

Table 7: Test Result of Maximum Peak Conducted Output Power (MIMO_ANT0+ANT1)

Test Mode	Data Rate	Frequency (MHz)	Measured Power (dBm)			Measured Power
			ANT0	ANT1	Total	Total (W)
802.11n (HT20)	MCS0	2412	11.3	10.6	14.0	0.025
		2437	11.7	10.8	14.3	0.026
		2462	12.0	11.9	15.0	0.031
802.11n (HT40)	MCS0	2422	11.5	10.7	14.1	0.025
		2437	11.6	10.8	14.2	0.026
		2452	11.7	10.9	14.3	0.027
Maximum Measured Value			12.0	11.9	15.0	0.031

Note: The cable loss is taken into account in results.

Max. e.i.r.p. = Max. Conducted TX Power + Antenna Gain

For antennas with gains of 6 dBi or less, maximum allowed Transmitter output is 1 watt (+30 dBm).

Antenna Gain = 2dBi for each antenna, In MIMO (2Tx), Ant0+Ant1 Directional gain = $G_{ANT} + 10 \log(N)$
 $dBi = 2 + 10 \log(2) = 5.0dBi$.

The maximum e.i.r.p. = 17.7dBm = 0.059 W in SISO mode.

The maximum e.i.r.p. = 20.0dBm = 0.1 W in MIMO mode. (Less than 4W)

5.1.3 Conducted Power Spectral Density

RESULT:
Pass
Test Specification

Test standard : FCC Part 15.247(e)
 : RSS-247 Clause 5.2(2)
 Basic standard : ANSI C63.10: 2013
 Limits : 8 dBm / 3kHz
 Kind of test site : Shielded Room

Test Setup

Date of testing : 16.11.2016-08.12.2016
 Operation mode : A
 Test channel : Low / Middle / High
 Ambient temperature : 25 °C
 Relative humidity : 56 %
 Atmospheric pressure : 101 kPa

For details refer to following test result.

Table 8: Test Result of Power Spectral Density (SISO_ANT0)

Test Mode	Data Rate	Frequency (MHz)	Measured Peak Power Spectral Density (dBm/3KHz)
802.11b	1 Mbps	2412	-8.56
		2437	-9.37
		2462	-6.60
802.11g	6 Mbps	2412	-13.58
		2437	-13.16
		2462	-13.06
802.11n (HT20)	MCS0	2412	-12.78
		2437	-12.70
		2462	-12.81
802.11n (HT40)	MCS0	2422	-14.13
		2437	-15.28
		2452	-13.86
Maximum Measured Value			-6.60

Table 9: Test Result of Power Spectral Density (SISO_ANT1)

Test Mode	Data Rate	Frequency (MHz)	Measured Peak Power Spectral Density (dBm/3KHz)
802.11b	1 Mbps	2412	-8.74
		2437	-9.05
		2462	-9.53
802.11g	6 Mbps	2412	-14.48
		2437	-14.26
		2462	-13.97
802.11n (HT20)	MCS0	2412	-14.67
		2437	-14.66
		2462	-13.84
802.11n (HT40)	MCS0	2422	15.52
		2437	-15.39
		2452	-15.78
Maximum Measured Value			-8.74

Table 10: Test Result of Power Spectral Density (MIMO_ANT0+ANT1)

Test Mode	Data Rate	Frequency (MHz)	Measured Peak Power Spectral Density (dBm/3KHz)		
			ANT0	ANT1	Total
802.11n (HT20)	MCS0 Mbps	2412	-13.81	-14.60	-10.80
		2437	-14.16	-14.34	-11.15
		2462	-13.39	-14.45	-10.38
802.11n (HT40)	MCS0 Mbps	2422	-15.75	-17.40	-12.74
		2437	-15.73	-16.89	-12.72
		2452	-15.87	-16.69	-12.86
Maximum Measured Value			--	--	-10.38

Note: The cable loss is taken into account in results.

For MIMO system 2Tx the antenna ports is checked, the worst case power density is calculated from the method of Measure by adding 10Log(2) according KDB662911.

For the measurement records, refer to the Appendix A.

5.1.4 6dB Bandwidth

RESULT:
Pass
Test Specification

Test standard	:	FCC Part 15.247(a)(2) RSS-247 Clause 5.2(1)
Basic standard	:	ANSI C63.10: 2013
Limits	:	> 500 KHz
Kind of test site	:	Shielded Room

Test Setup

Date of testing	:	15.11.2016-17.11.2016
Operation mode	:	A
Test channel	:	Low / Middle / High
Ambient temperature	:	25 °C
Relative humidity	:	56 %
Atmospheric pressure	:	101 kPa

For details refer to following test result.

Table 11: Test Result of 6dB Bandwidth

Test Mode	Data Rate	Frequency (MHz)	-6dB Bandwidth (MHz)		Limit (kHz)
			ANT0	ANT1	
802.11b	1 Mbps	2412	9.074	10.029	> 500
		2437	9.117	9.117	
		2462	9.508	9.508	
802.11g	6 Mbps	2412	16.455	16.455	
		2437	16.455	16.455	
		2462	16.455	16.455	
802.11n (HT20)	MCS0 Mbps	2412	17.800	17.800	
		2437	17.800	17.800	
		2462	17.800	17.800	
802.11n (HT40)	MCS0 Mbps	2422	36.643	36.643	
		2437	36.643	36.643	
		2452	36.643	36.643	
Minimum Measured Value			9.074	9.117	

For the measurement records, refer to the Appendix A.

5.1.5 99% Bandwidth

RESULT:
Pass
Test Specification

Test standard : RSS-Gen Clause 6.6
 Basic standard : ANSI C63.10: 2013
 Kind of test site : Shielded Room

Test Setup

Date of testing : 15.11.2016-17.11.2016
 Operation mode : A
 Test channel : Low / Middle / High
 Ambient temperature : 25 °C
 Relative humidity : 56 %
 Atmospheric pressure : 101 kPa

For details refer to following test result.

Table 12: Test Result of 99% Bandwidth

Test Mode	Data Rate	Frequency (MHz)	99% Bandwidth (MHz)		Limit (kHz)
			ANT0	ANT1	
802.11b	1 Mbps	2412	11.114	11.288	Within the frequency band 2400MHz~ 2483.5MHz
		2437	11.114	11.201	
		2462	11.071	11.418	
802.11g	6 Mbps	2412	16.411	16.411	
		2437	16.411	16.411	
		2462	16.411	16.411	
802.11n (HT20)	MCS0 Mbps	2412	17.713	17.713	
		2437	17.713	17.670	
		2462	17.713	17.670	
802.11n (HT40)	MCS0 Mbps	2422	36.208	36.208	
		2437	36.122	36.122	
		2452	36.208	36.295	
Maximum Measured Value			36.208	36.295	

For the measurement records, refer to the Appendix A.

5.1.6 Conducted Spurious Emissions Measured in 100 kHz Bandwidth

RESULT:**Pass****Test Specification**

Test standard	:	FCC Part 15.247(d) RSS-247 Clause 5.5
Basic standard	:	ANSI C63.10: 2013
Limits	:	20dB (below that in the 100kHz bandwidth within the band that contains the highest level of the desired power);

Kind of test site : Shielded Room

Test Setup

Date of testing	:	16.11.2016-17.11.2016
Operation mode	:	A
Test channel	:	Low / Middle / High
Ambient temperature	:	25 °C
Relative humidity	:	56 %
Atmospheric pressure	:	101 kPa

Test results of 100kHz Bandwidth of Frequency Band Edge by Conducted method refer to following test plot, and compliance is achieved as well. Only the worst case configuration of each mode were reported.

For the measurement records, refer to the Appendix A.

5.1.7 Radiated Spurious Emission

RESULT:**Pass****Test Specification**

Test standard	:	FCC Part 15.247(d) & FCC Part 15.205 RSS-247 Clause 3.3
Basic standard	:	ANSI C63.10: 2013
Limits	:	Refer to 15.209(a) of FCC part 15.247(d) RSS-Gen Table 4 & Table 5
Kind of test site	:	3m Semi-anechoic Chamber

Test Setup

Date of testing	:	11.08.2016 ~ 23.11.2016
Operation mode	:	A
Test channel	:	Low / Middle / High
Ambient temperature	:	23 °C
Relative humidity	:	48 %
Atmospheric pressure	:	101 kPa

Remark:

During the pretest the EUT was rotated through three orthogonal axes to determine the attitude that maximizes the emissions. After that the EUT was manually handled to find the orientation that has the maximum emission, which is the orientation shown in the test set-up photos.

Testing was carried out within frequency range 9kHz to the tenth harmonics. Only the worst case spurious emissions configuration of the each mode were reported.

For the measurement records, refer to the Appendix B.

5.1.8 Conducted Emission on AC Mains

RESULT:**Pass****Test Specification**

Test standard	:	FCC Part 15.207(a) RSS-Gen Clause 8.8
Basic standard	:	ANSI C63.10: 2013
Frequency range	:	0.15 – 30MHz
Limits	:	FCC Part 15.207(a) RSS-Gen Table 3
Kind of test site	:	Shielded Room

Test Setup

Date of testing	:	23.11.2016
Operation mode	:	B
Earthing	:	Not connected
Ambient temperature	:	24 °C
Relative humidity	:	53 %
Atmospheric pressure	:	101 kPa

For the measurement records, refer to the Appendix B.

6 Photographs of the Test Set-Up

Photograph 1: Set-up for Radiated Spurious Emission (9kHz ~ 30MHz)

Please refer to TÜV Rheinland report 50064781 002 for more details.

Photograph 2: Set-up for Radiated Spurious Emission (30MHz~1GHz)

Please refer to TÜV Rheinland report 50064781 002 for more details.

Photograph 3: Set-up for Radiated Spurious Emission (1GHz ~ 18GHz)

Please refer to TÜV Rheinland report 50064781 002 for more details.

Photograph 4: Set-up for Radiated Spurious Emission above 18GHz

Please refer to TÜV Rheinland report 50064781 002 for more details.

Photograph 5: Set-up for Conducted Emission on AC Mains

Please refer to TÜV Rheinland report 50064781 002 for more details.

7 List of Tables

Table 1: List of Test and Measurement Equipment.....	5
Table 2: Technical Specification of EUT	7
Table 3: RF Channel and Frequency of Wi-Fi 802.11 b/g/n(HT20)	8
Table 4: List of Accessories and Auxiliary Equipment.....	9
Table 5: Test Result of Maximum Peak Conducted Output Power.....	13
Table 6: Test Result of Power Spectral Density	15
Table 7: Test Result of 6dB Bandwidth.....	17
Table 8: Test Result of 99% Bandwidth	18

8 List of Photographs

Photograph 1: Set-up for Radiated Spurious Emission (9kHz ~ 30MHz)	22
Photograph 2: Set-up for Radiated Spurious Emission (30MHz~1GHz)	22
Photograph 3: Set-up for Radiated Spurious Emission (1GHz ~ 18GHz).....	22
Photograph 4: Set-up for Radiated Spurious Emission above 18GHz	22
Photograph 5: Set-up for Conducted Emission on AC Mains	22

Appendix A

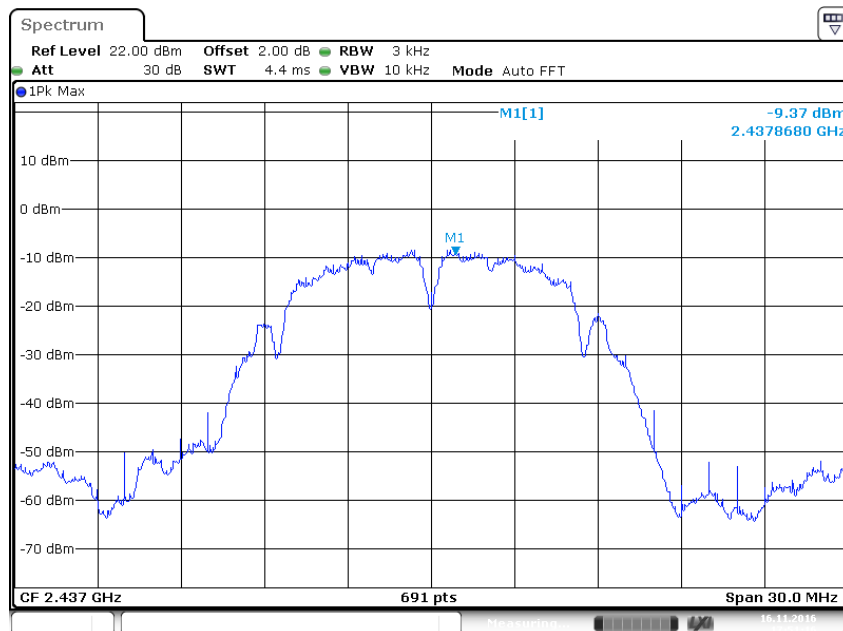
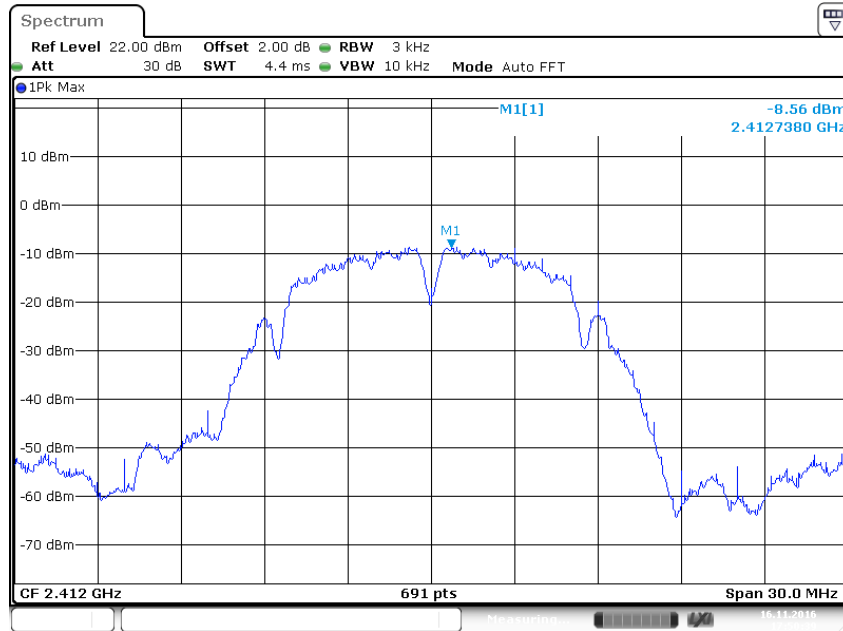
Test Results of Wi-Fi 802.11b/g/n of Conducted Testing

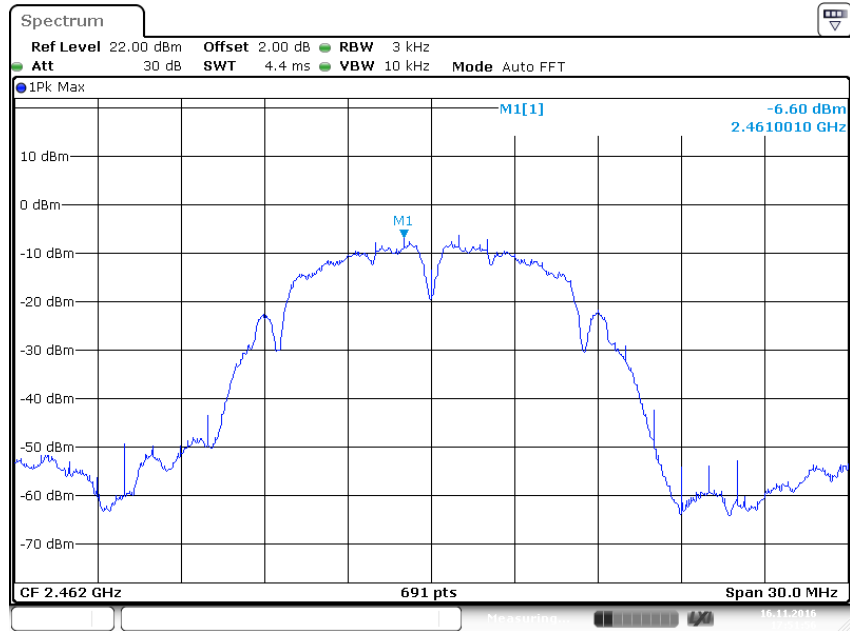
APPENDIX A	1
APPENDIX A.1: CONDUCTED POWER SPECTRAL DENSITY	2
<i>Wi-Fi 802.11 b mode, 1 Mbps</i>	2
<i>Wi-Fi 802.11 g mode, 6 Mbps</i>	5
<i>Wi-Fi 802.11 n(HT20) mode, MCS0</i>	8
<i>Wi-Fi 802.11 n(HT40) mode, MCS0</i>	14
APPENDIX A.2: 6DB BANDWIDTH	20
<i>Wi-Fi 802.11 b mode, 1 Mbps</i>	20
<i>Wi-Fi 802.11 g mode, 6 Mbps</i>	23
<i>Wi-Fi 802.11 n(HT20) mode, MCS0</i>	26
<i>Wi-Fi 802.11 n(HT40) mode, MCS0</i>	29
APPENDIX A.3: 99% BANDWIDTH	32
<i>Wi-Fi 802.11 b mode, 1 Mbps</i>	32
<i>Wi-Fi 802.11 g mode, 6 Mbps</i>	35
<i>Wi-Fi 802.11 n(HT20) mode, MCS0</i>	38
<i>Wi-Fi 802.11 n(HT40) mode, MCS0</i>	41
APPENDIX A.4: CONDUCTED SPURIOUS EMISSIONS MEASURED IN 100 KHz BANDWIDTH	44
<i>Wi-Fi 802.11 b mode, 1 Mbps</i>	44
<i>Wi-Fi 802.11 g mode, 6 Mbps</i>	47
<i>Wi-Fi 802.11 n(HT20) mode, MCS0</i>	50
<i>Wi-Fi 802.11 n(HT40) mode, MCS0</i>	53
<i>Wi-Fi 802.11 b mode, Band Edge</i>	56
<i>Wi-Fi 802.11 g mode, Band Edge</i>	58
<i>Wi-Fi 802.11 n(HT20) mode, Band Edge</i>	60
<i>Wi-Fi 802.11 n(HT40) mode, Band Edge</i>	62

Appendix A.1: Conducted Power Spectral Density

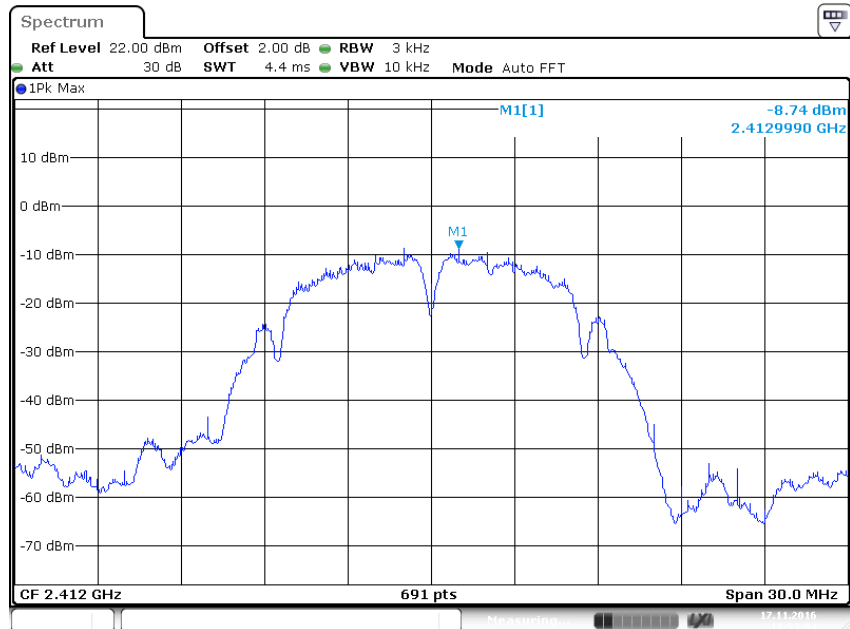
Wi-Fi 802.11 b mode, 1 Mbps

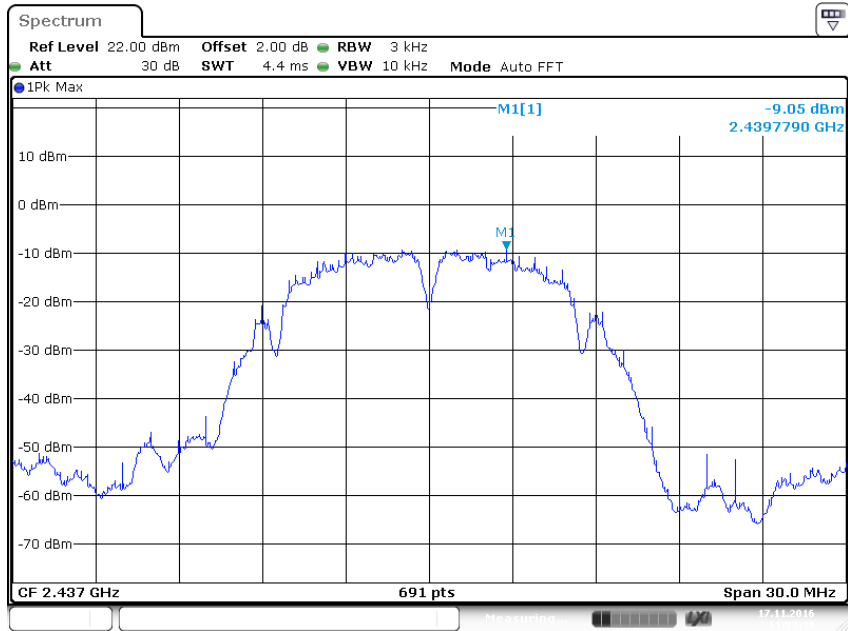
Ant 0



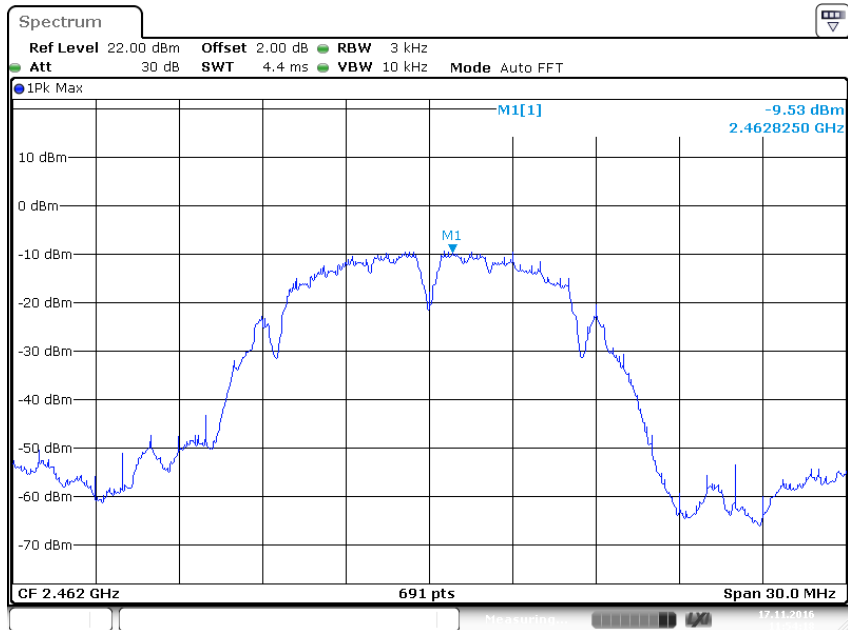


Ant 1





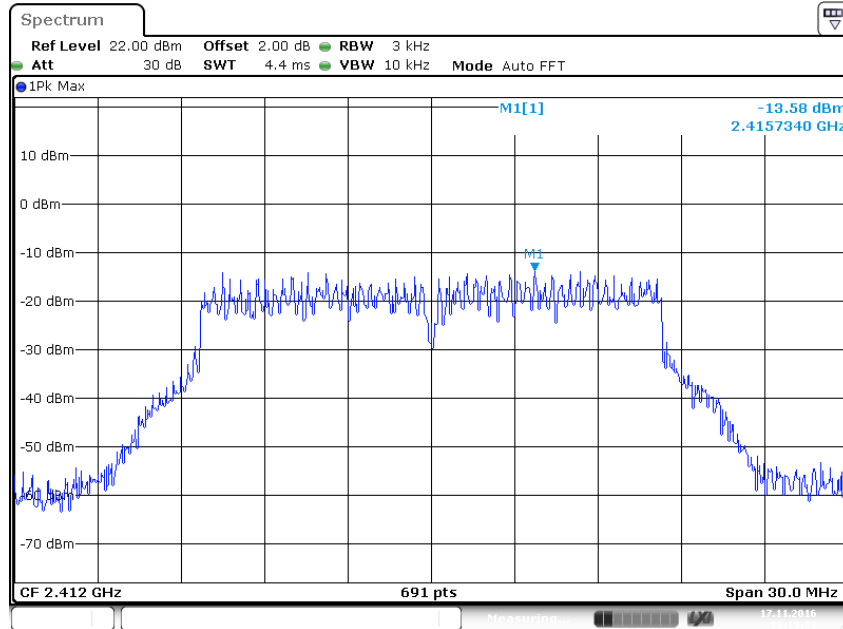
Date: 17.NOV.2016 11:53:39



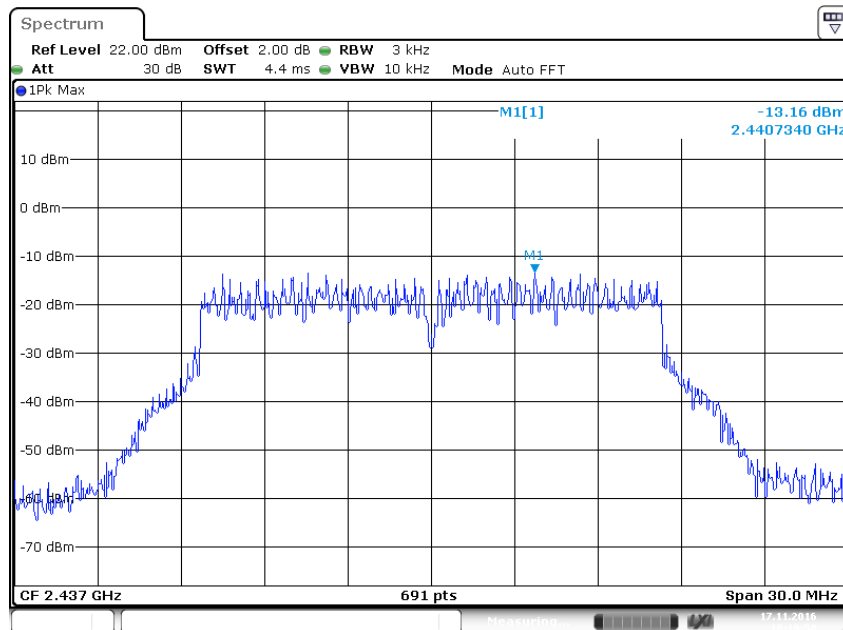
Date: 17.NOV.2016 11:54:19

Wi-Fi 802.11 g mode, 6 Mbps

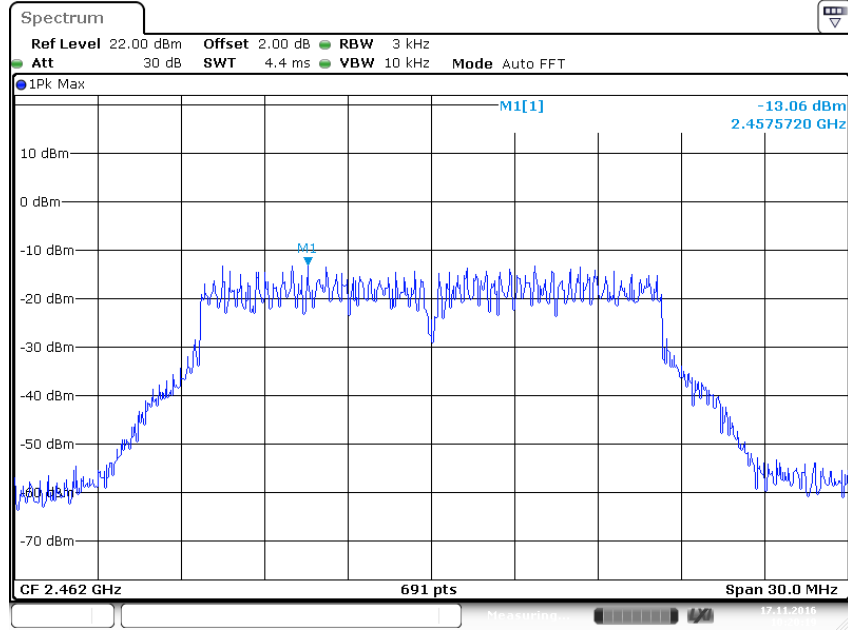
Ant 0



Date: 17.NOV.2016 10:19:33

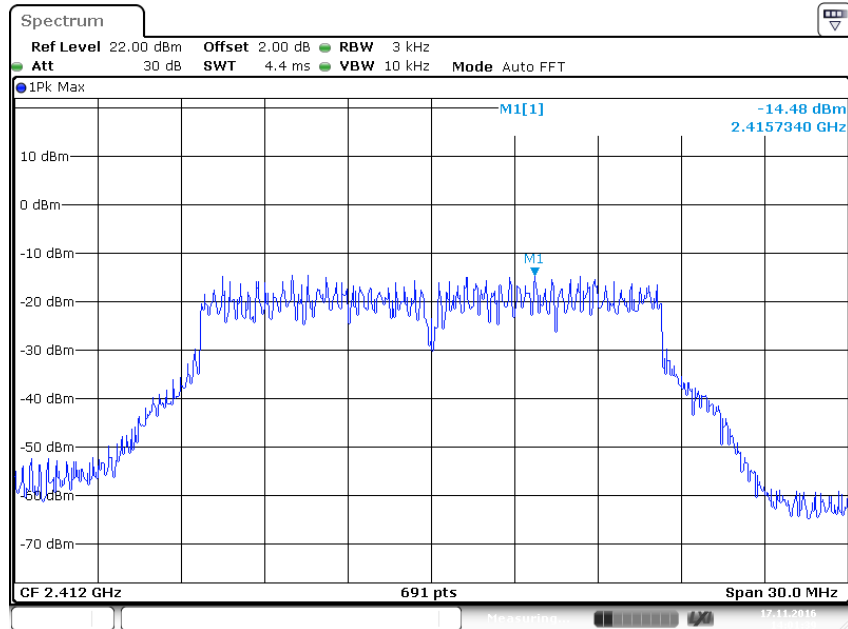


Date: 17.NOV.2016 10:19:58

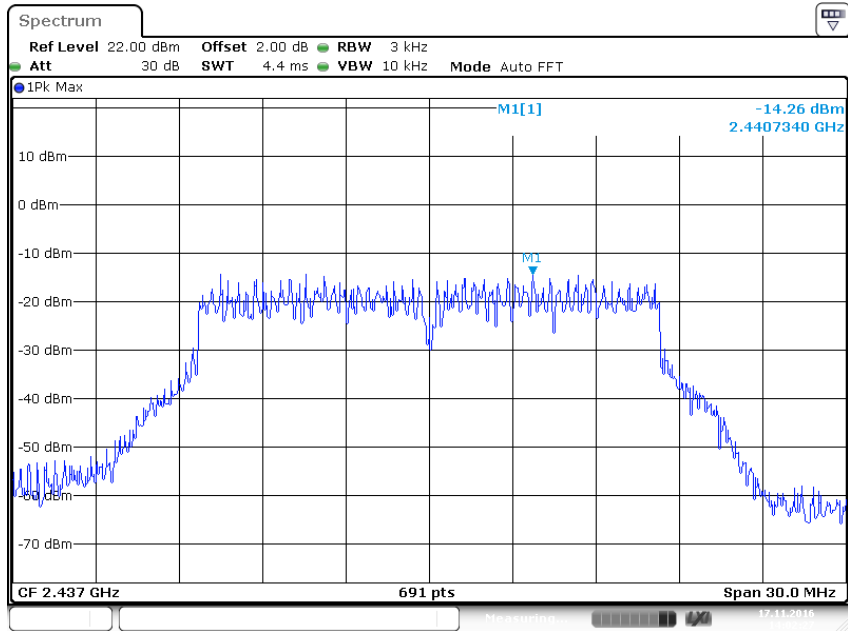


Date: 17.NOV.2016 10:20:19

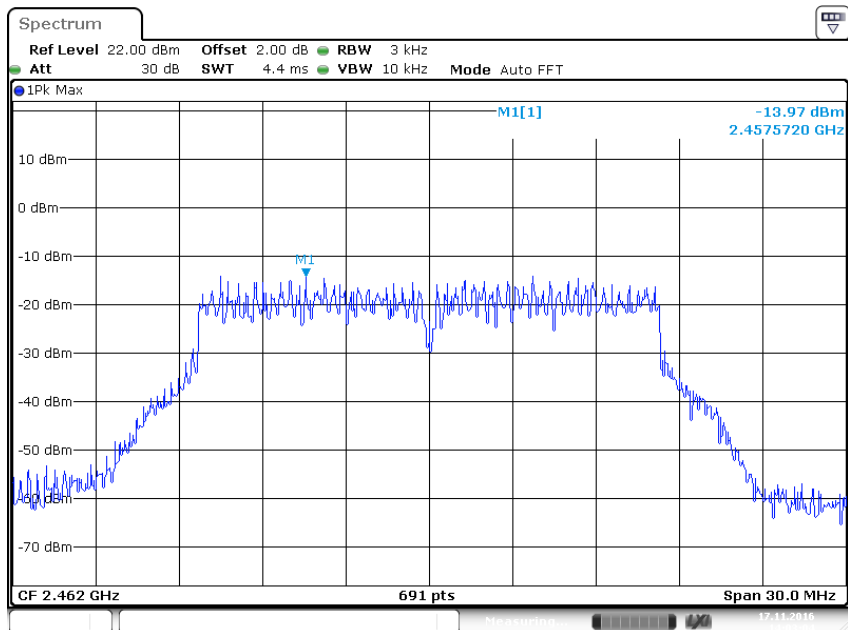
Ant 1



Date: 17.NOV.2016 14:01:39



Date: 17.NOV.2016 14:02:27

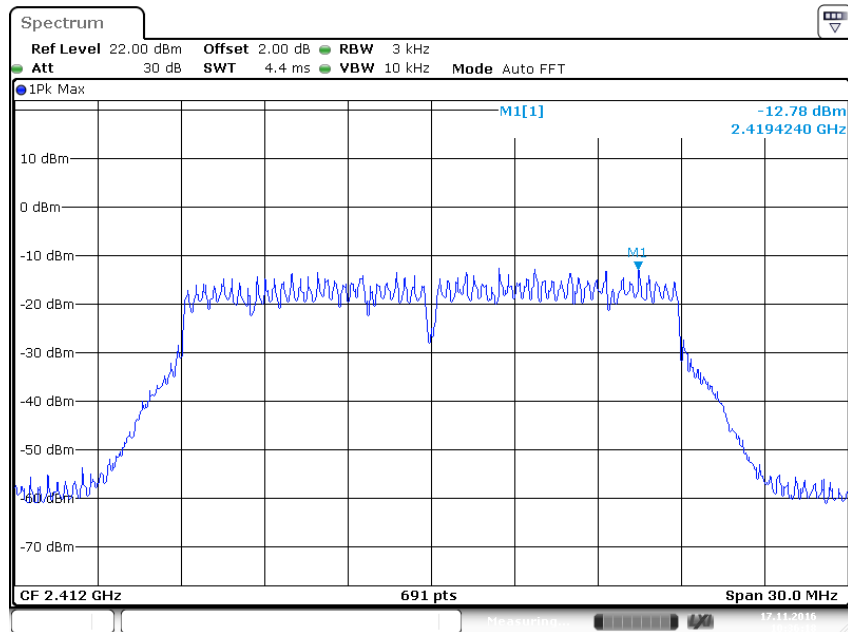


Date: 17.NOV.2016 14:03:04

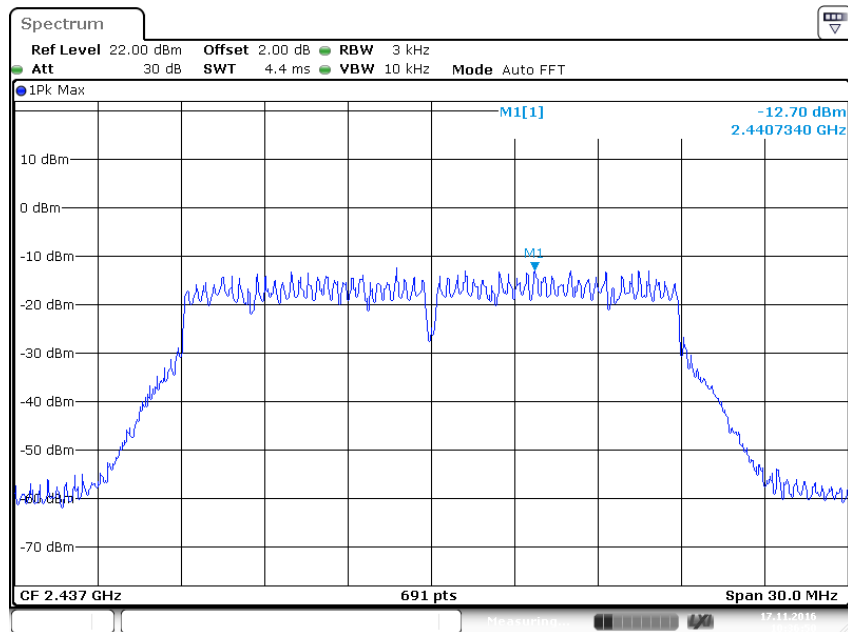
Produkte
Products

Wi-Fi 802.11 n(HT20) mode, MCS0

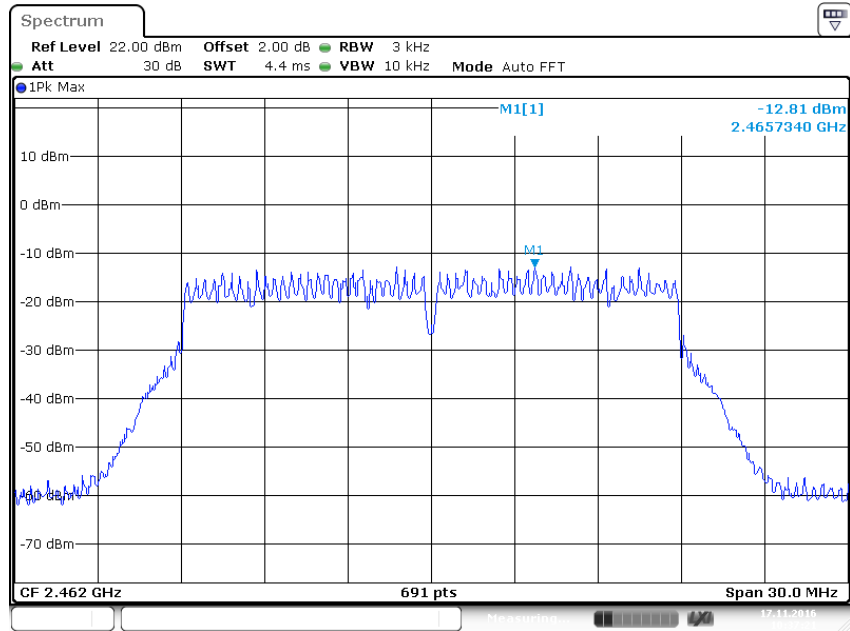
(SISO)
Ant 0



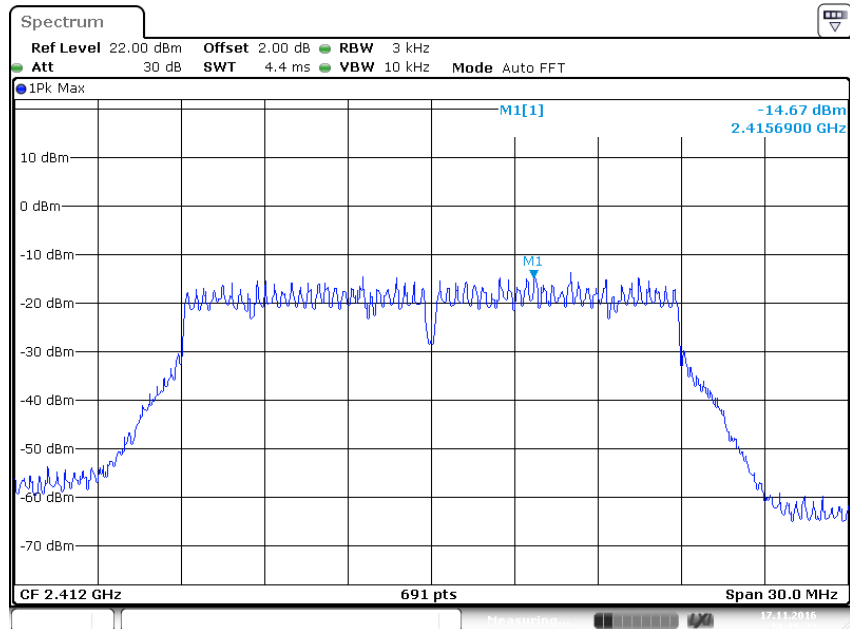
Date: 17.NOV.2016 10:36:18

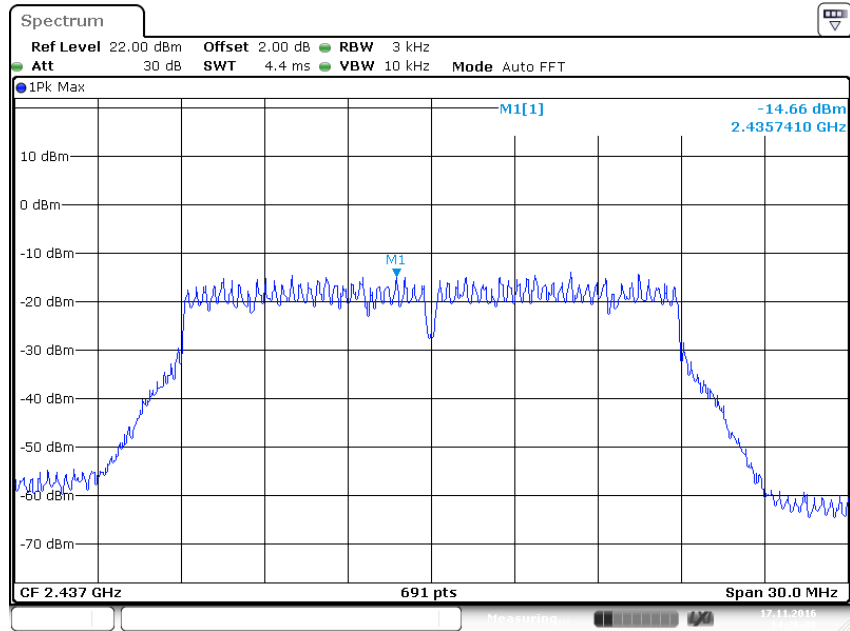


Date: 17.NOV.2016 10:36:50

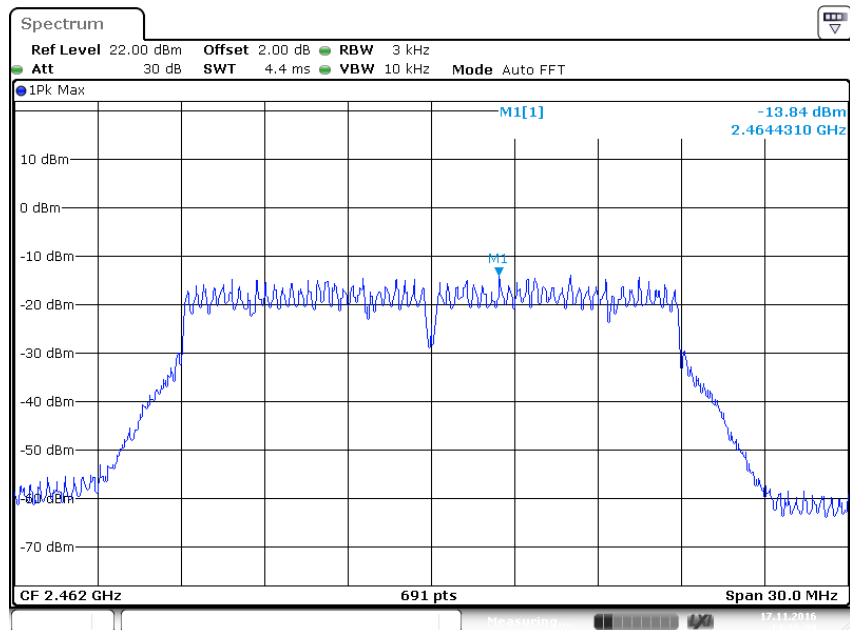


Ant 1



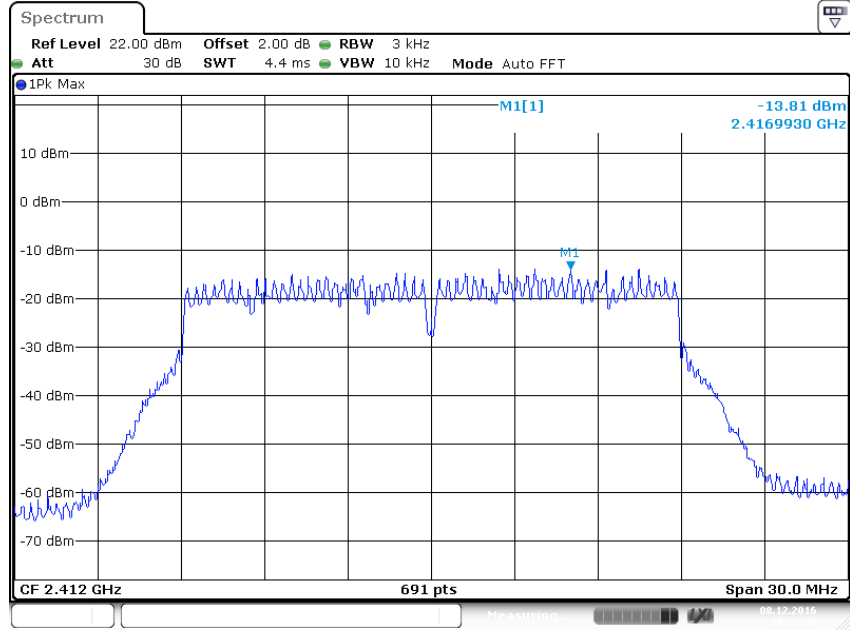


Date: 17.NOV.2016 14:26:08

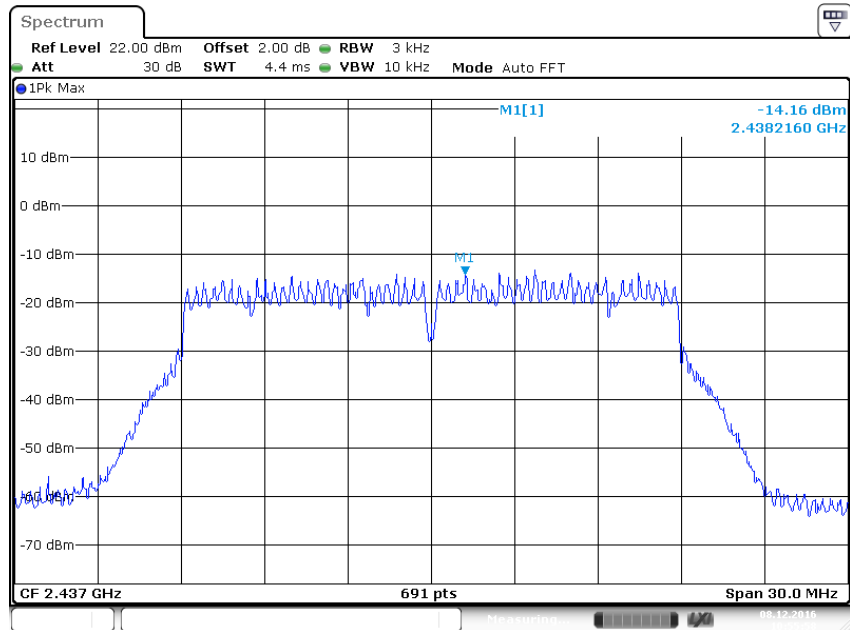


Date: 17.NOV.2016 14:26:39

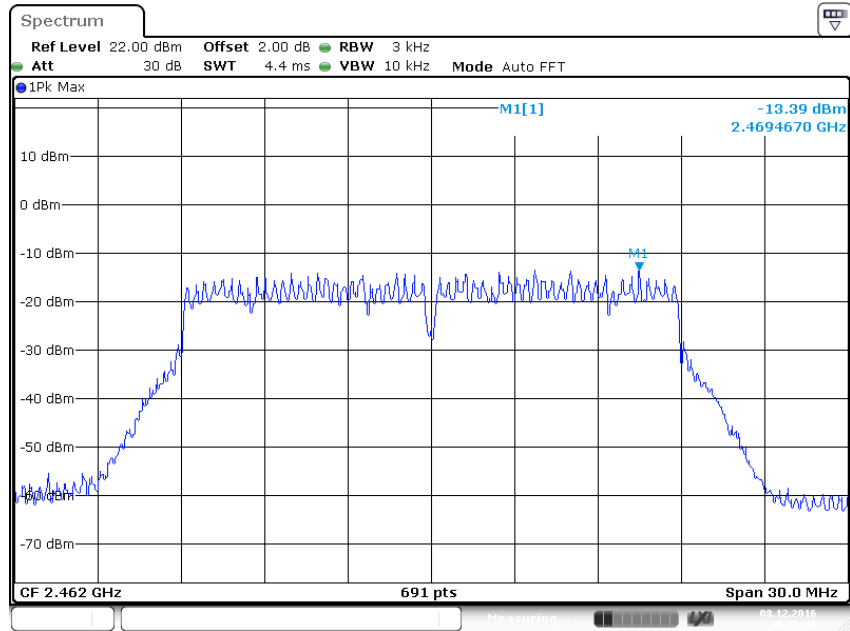
(MIMO)
Ant 0



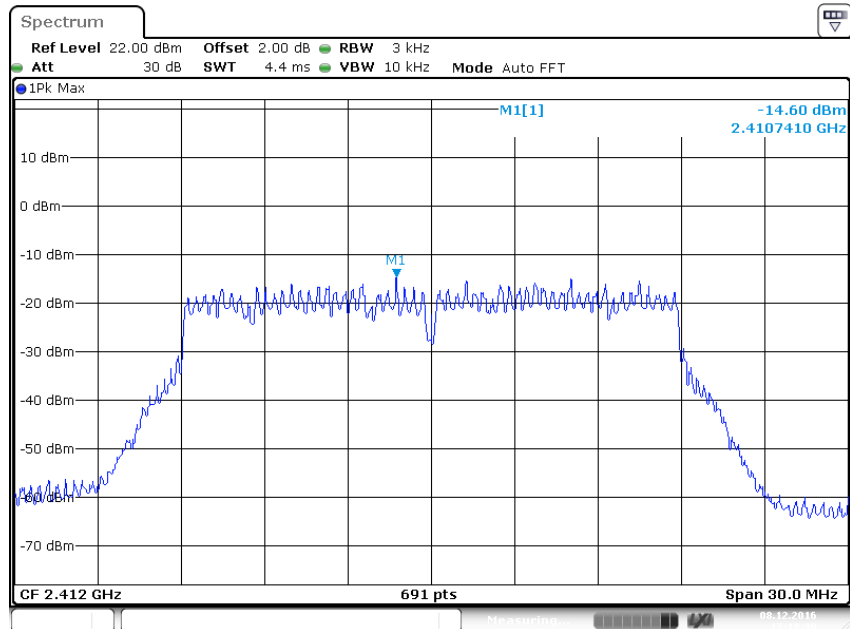
Date: 8.DEC.2016 10:53:45

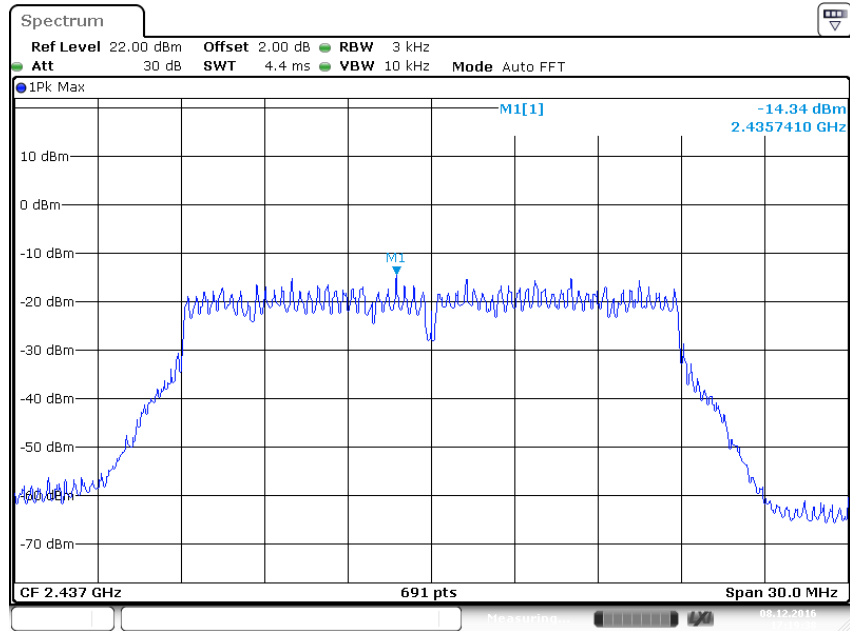


Date: 8.DEC.2016 10:55:59

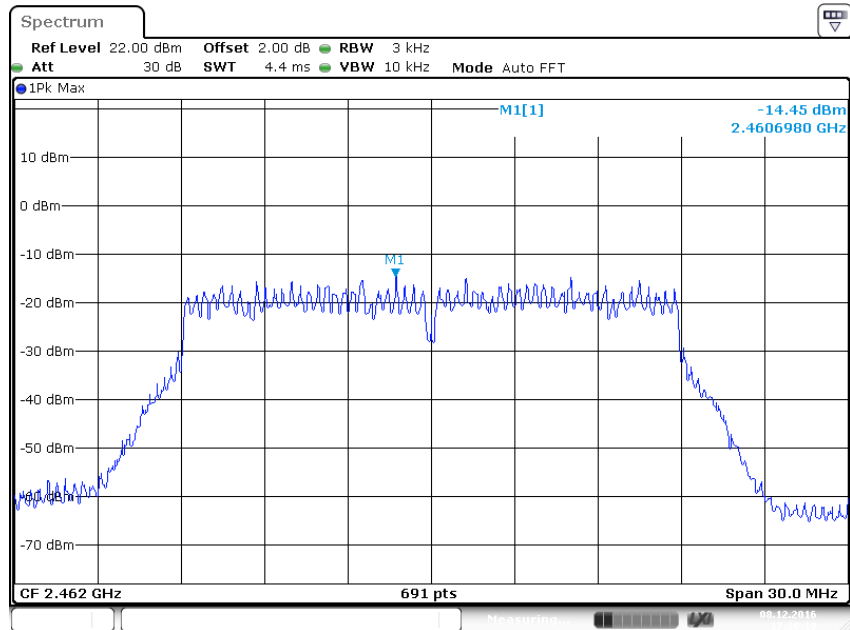


Ant 1





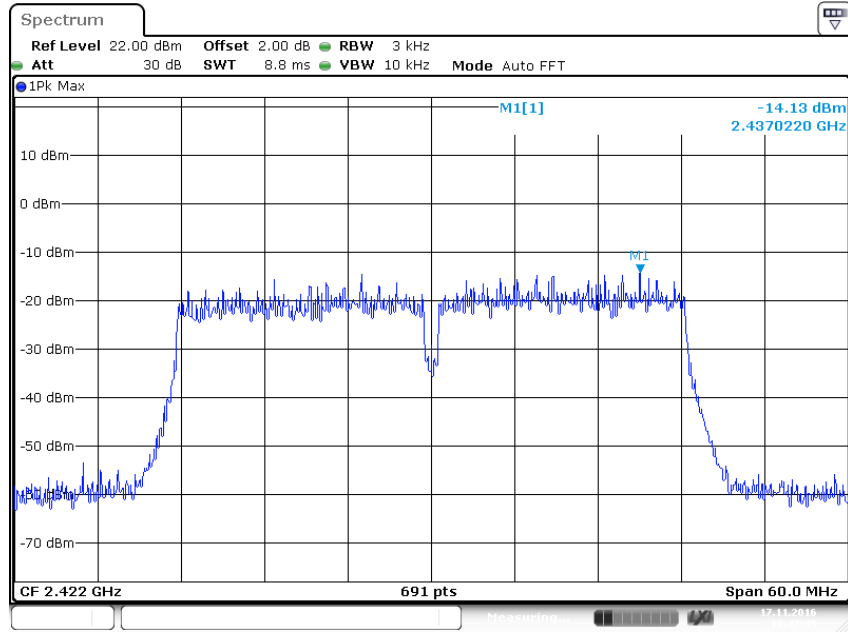
Date: 8.DEC.2016 17:19:38



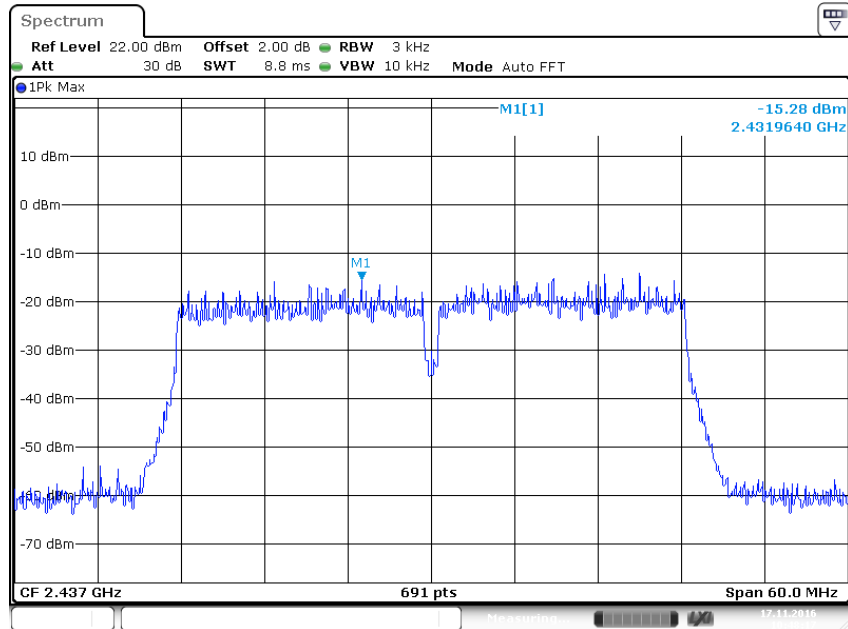
Date: 8.DEC.2016 17:20:18

Wi-Fi 802.11 n(HT40) mode, MCS0

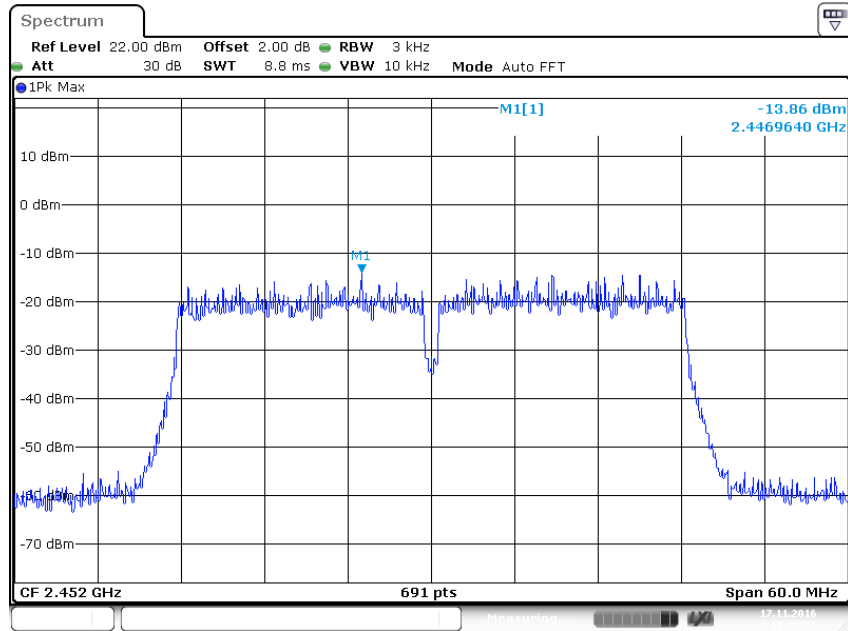
(SISO)
Ant 0



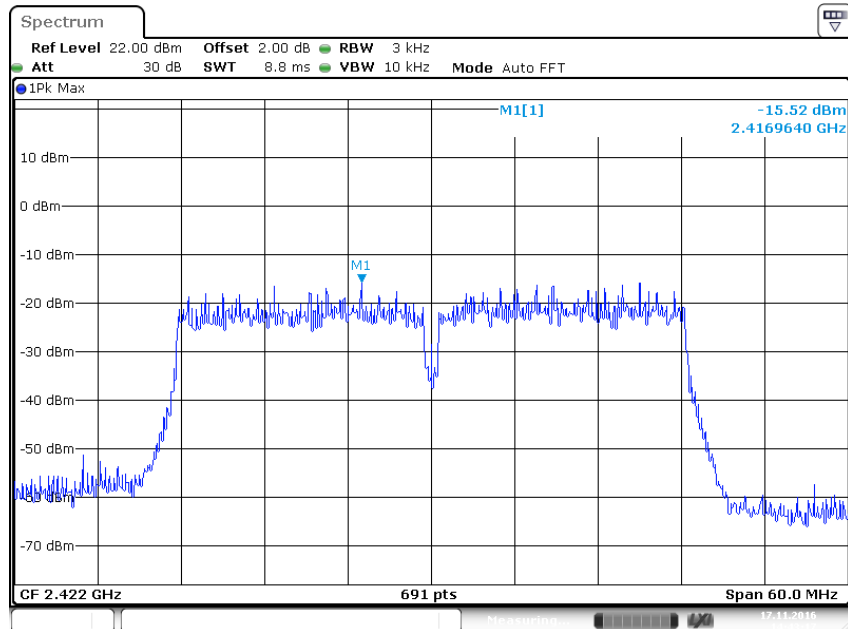
Date: 17.NOV.2016 10:47:45

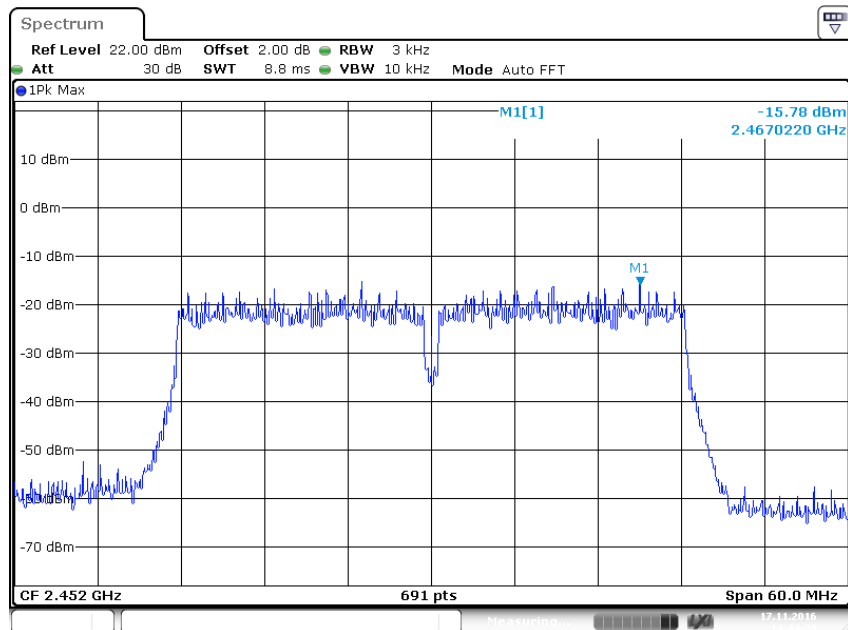
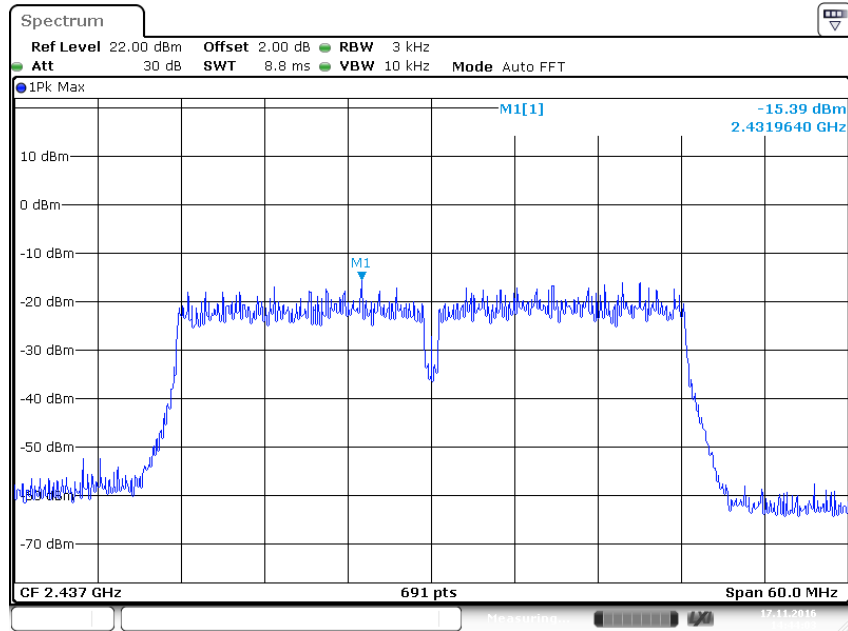


Date: 17.NOV.2016 10:48:17

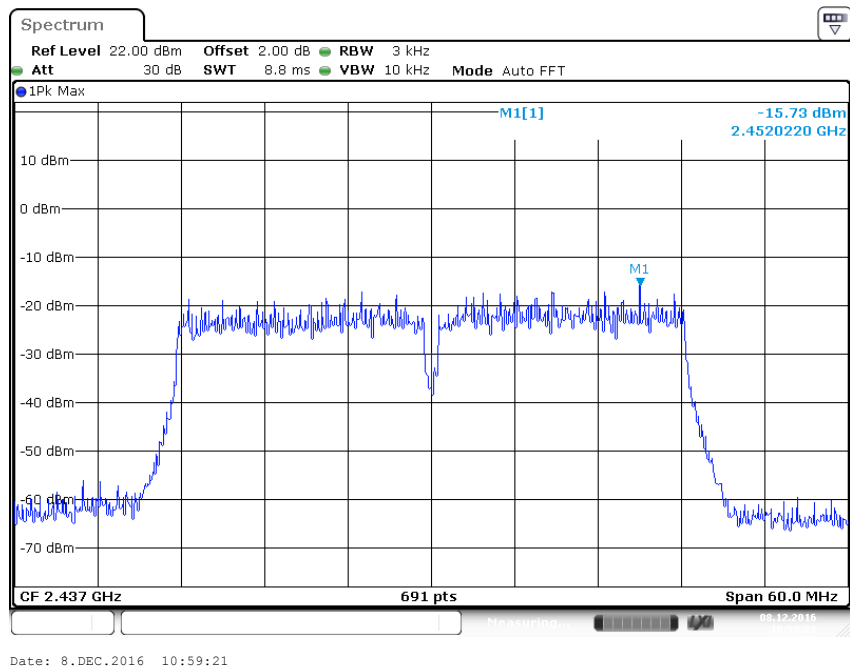
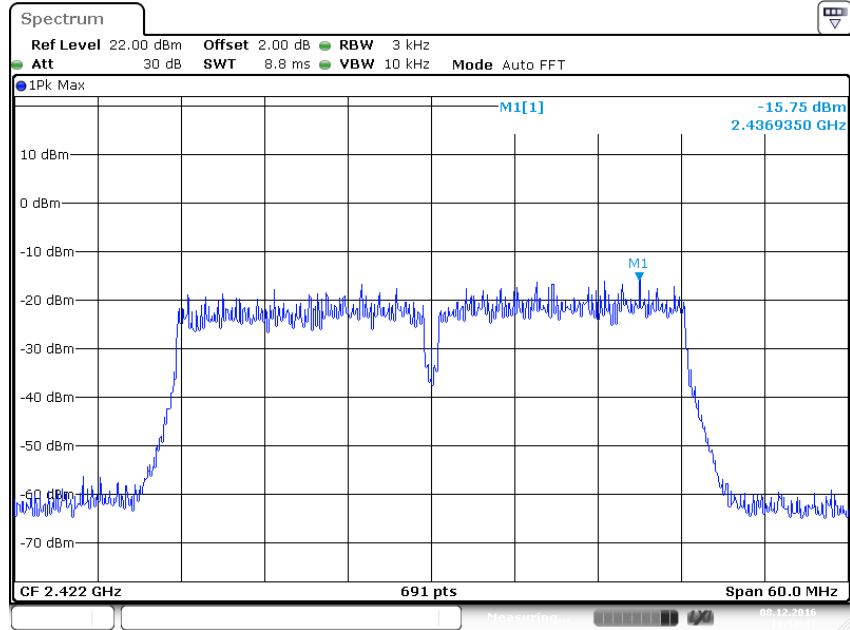


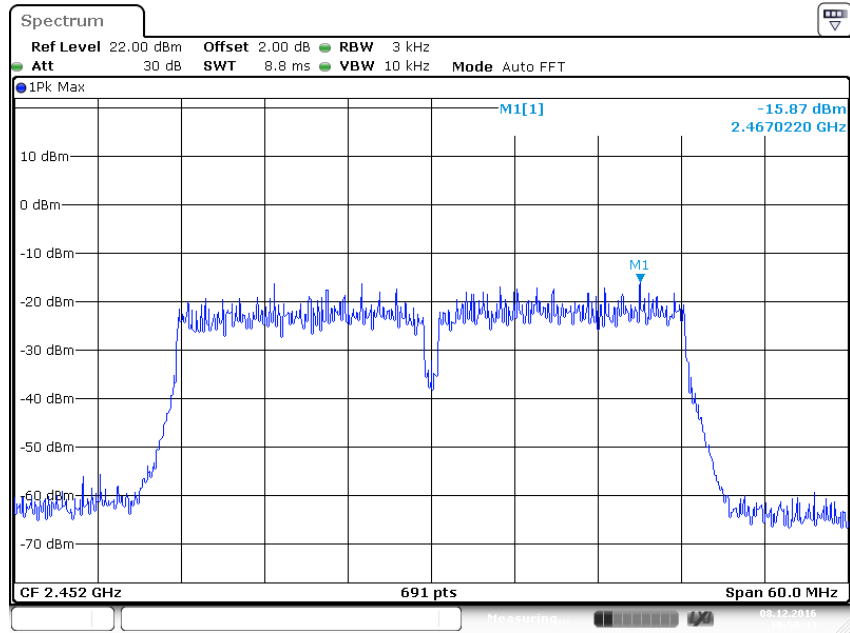
Ant 1





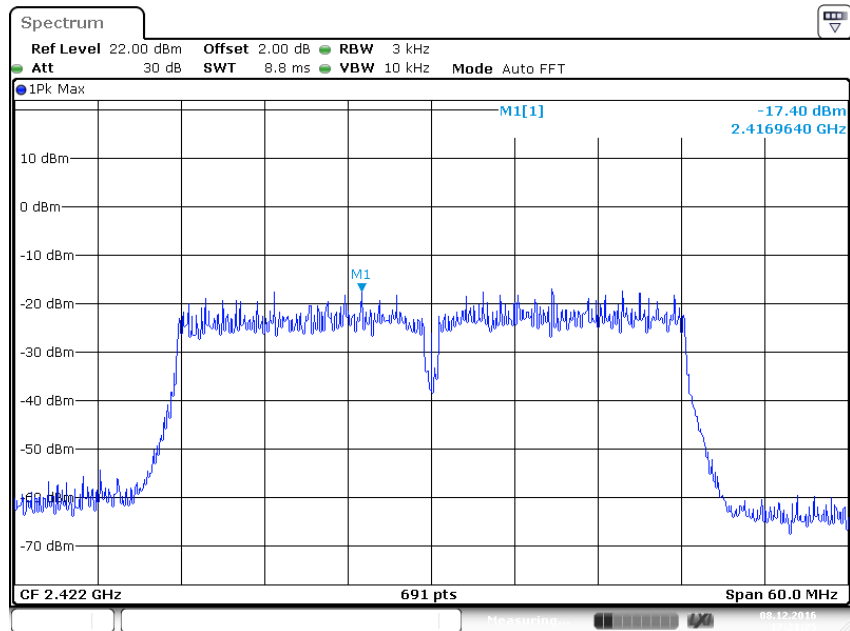
(MIMO)
Ant 0



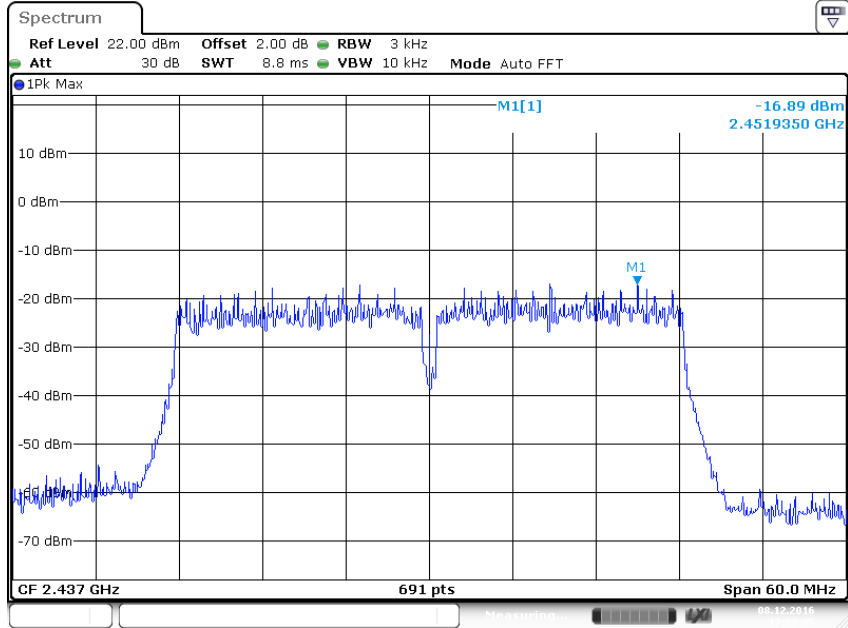


Date: 8.DEC.2016 10:59:45

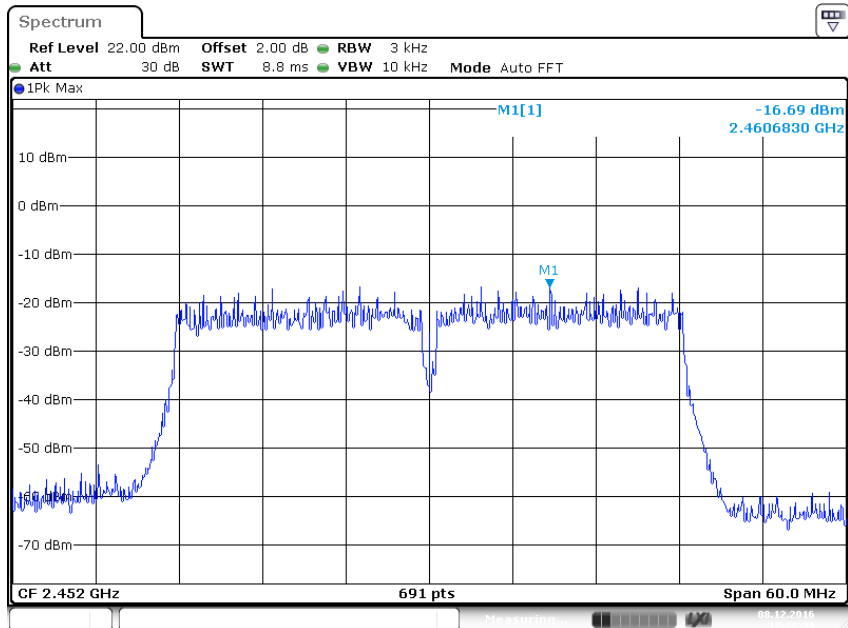
Ant 1



Date: 8.DEC.2016 17:21:25



Date: 8.DEC.2016 17:22:05

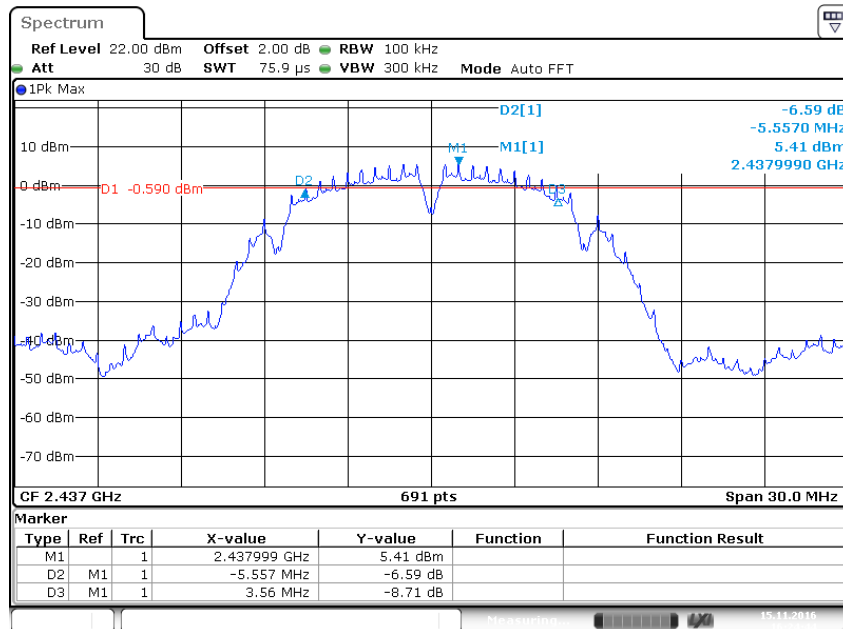
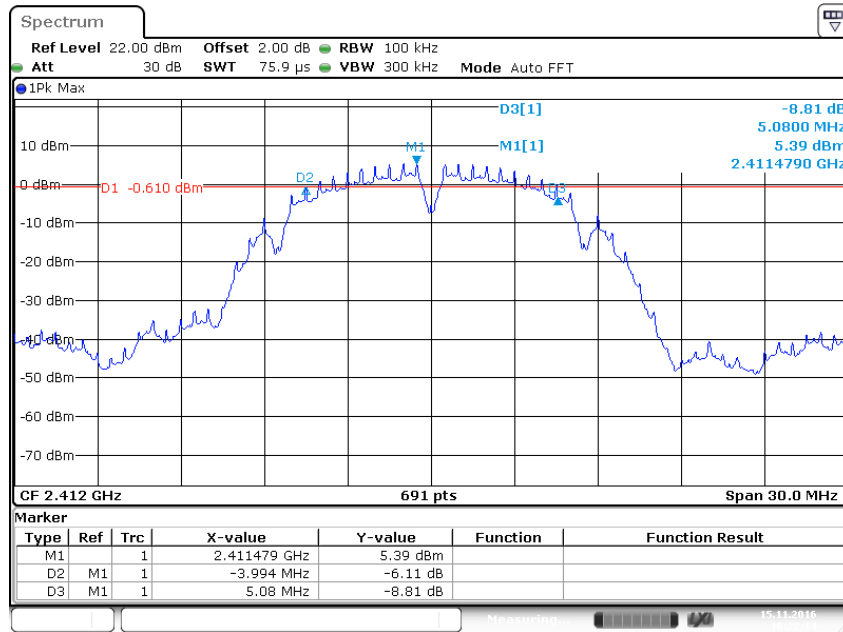


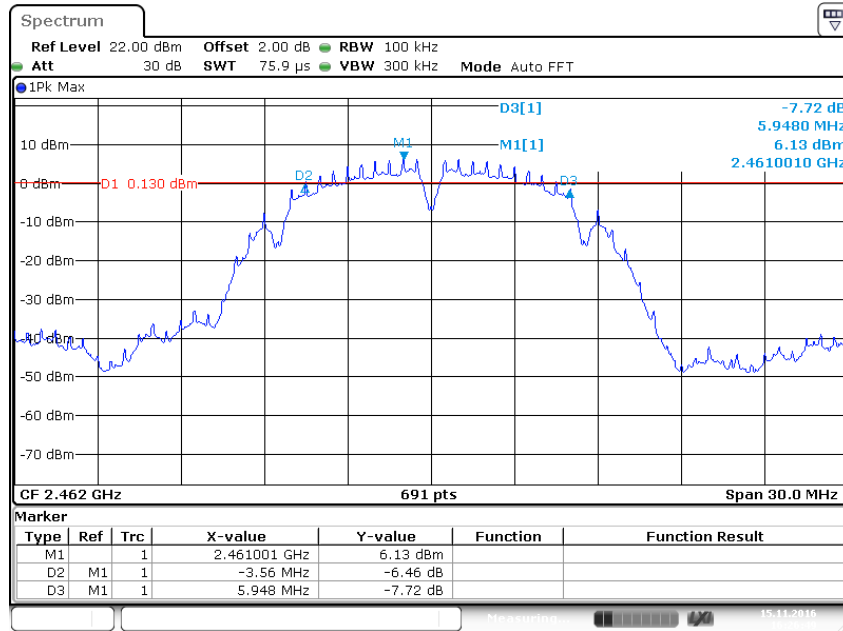
Date: 8.DEC.2016 17:22:33

Appendix A.2: 6dB Bandwidth

Wi-Fi 802.11 b mode, 1 Mbps

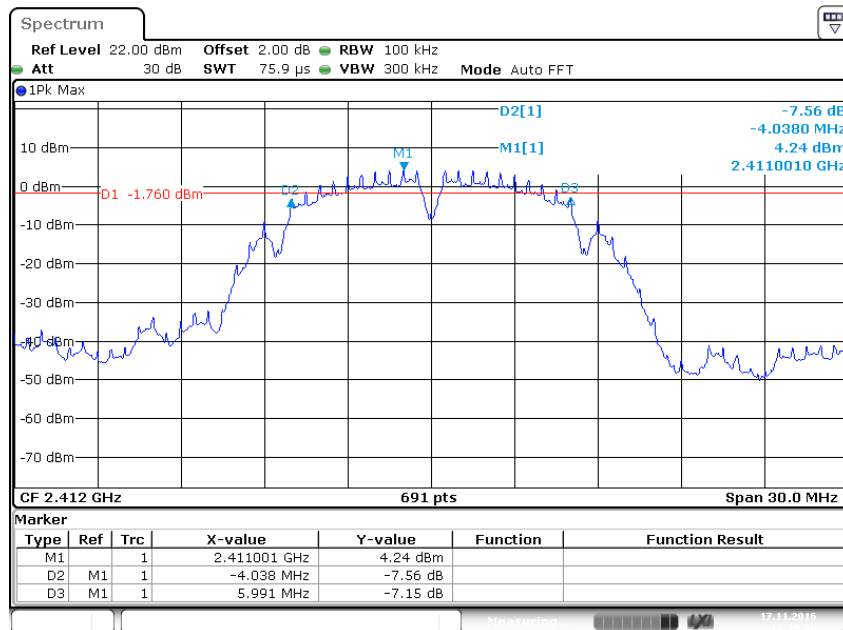
Ant 0:



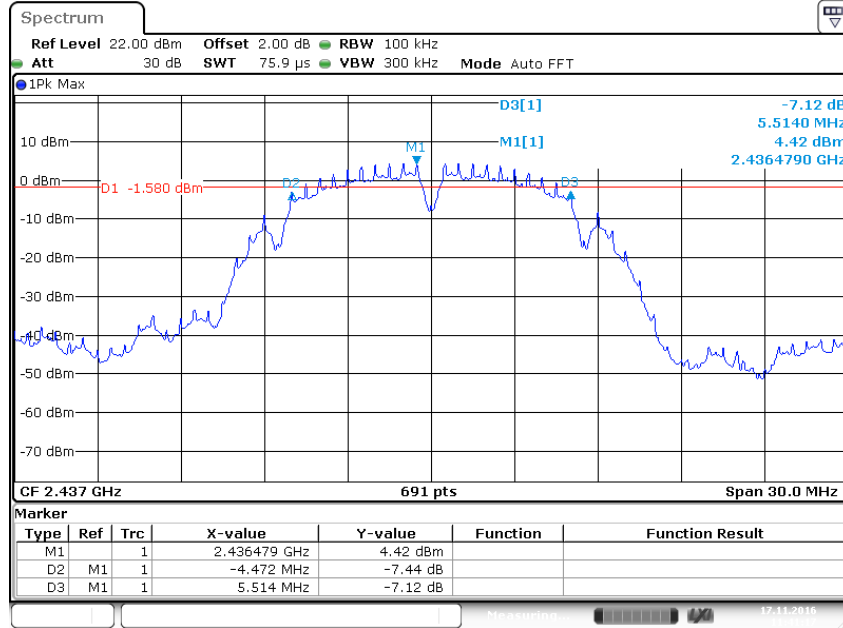


Date: 15.NOV.2016 16:26:49

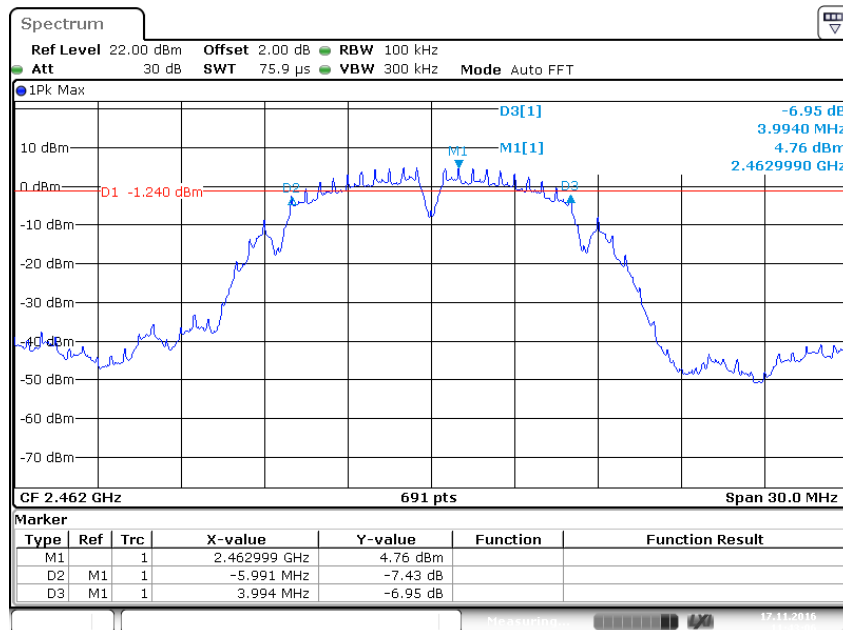
Ant 1:



Date: 17.NOV.2016 11:39:30



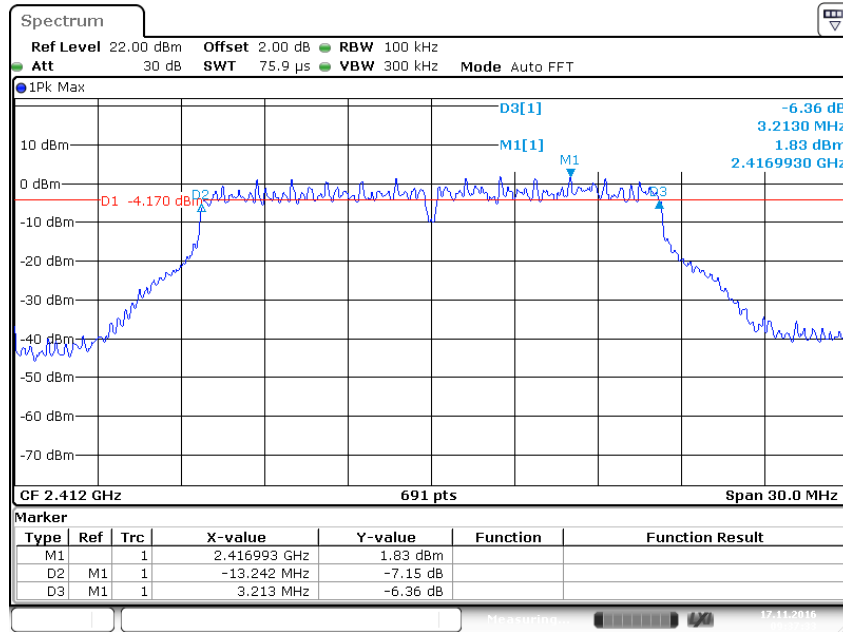
Date: 17.NOV.2016 11:41:17



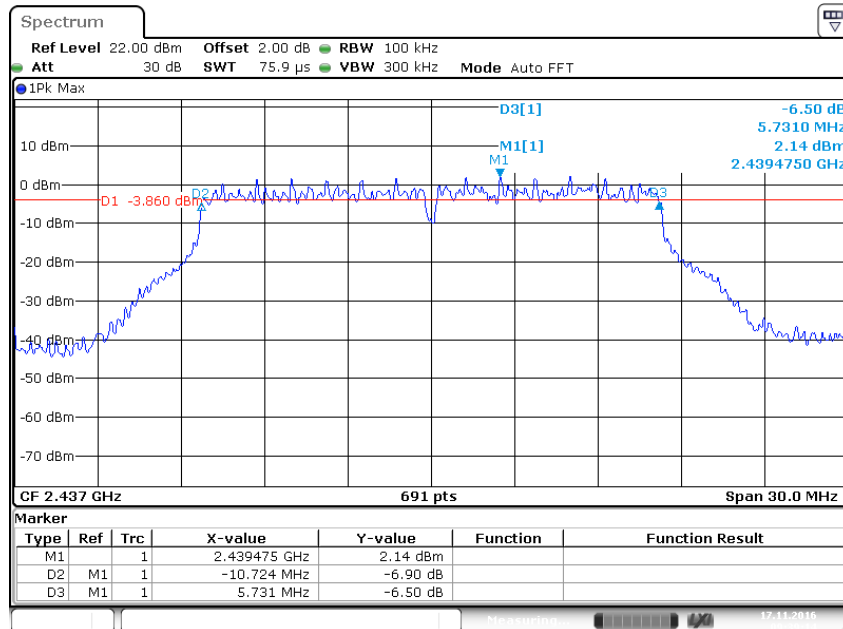
Date: 17.NOV.2016 11:43:06

Wi-Fi 802.11 g mode, 6 Mbps

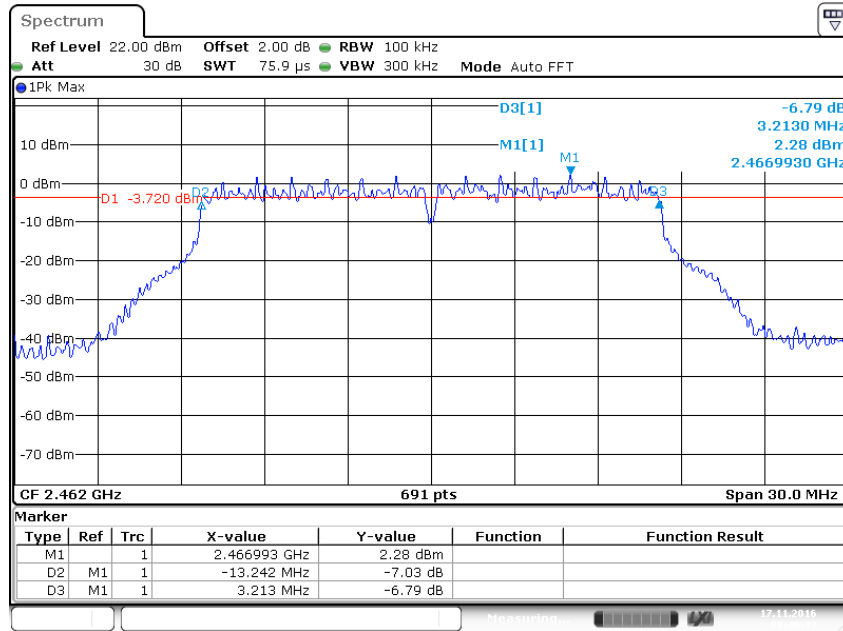
Ant 0:



Date: 17.NOV.2016 09:37:33

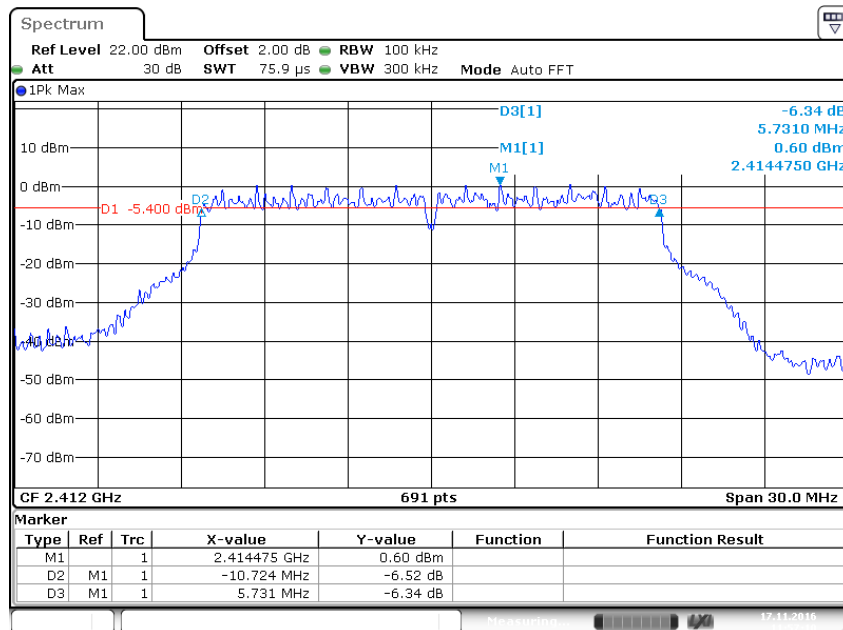


Date: 17.NOV.2016 09:39:14

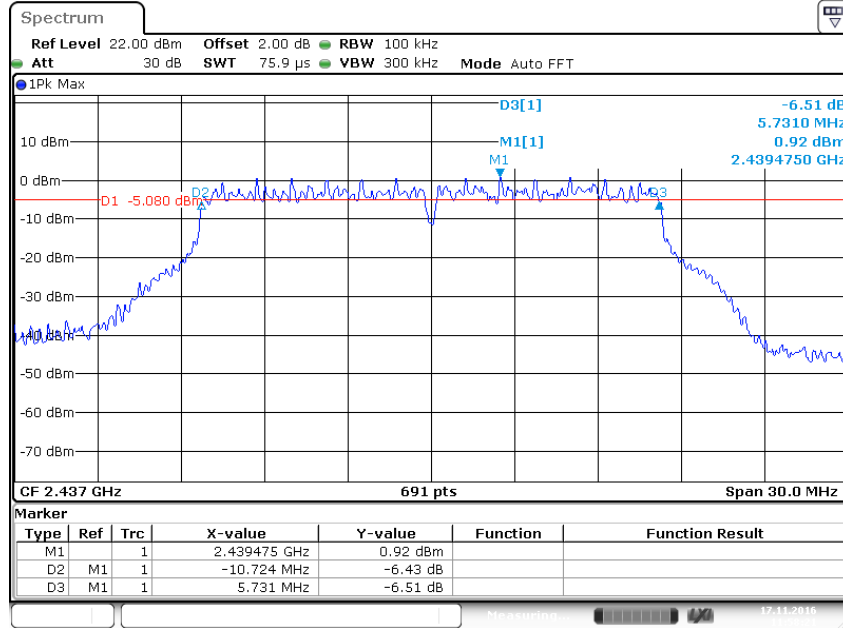


Date: 17.NOV.2016 09:40:43

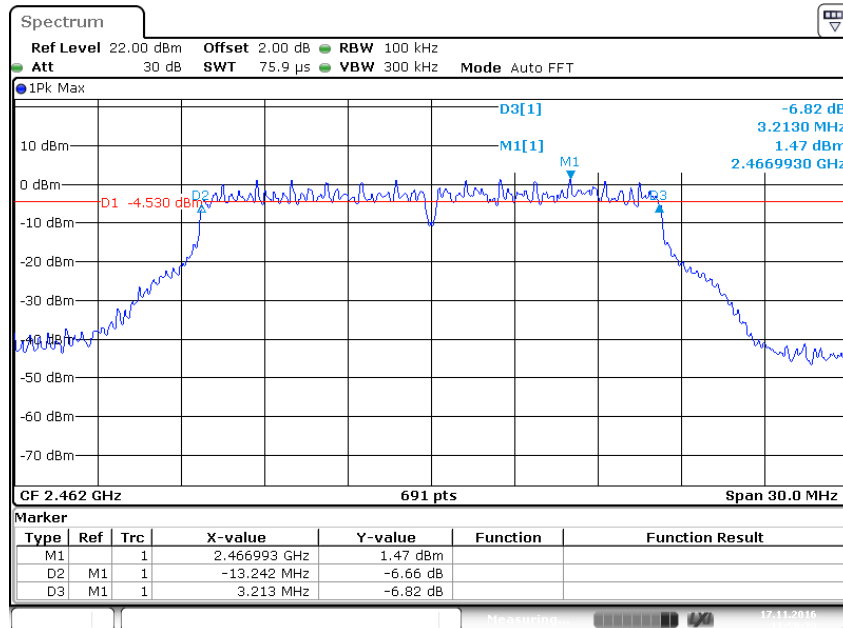
Ant 1:



Date: 17.NOV.2016 11:57:10



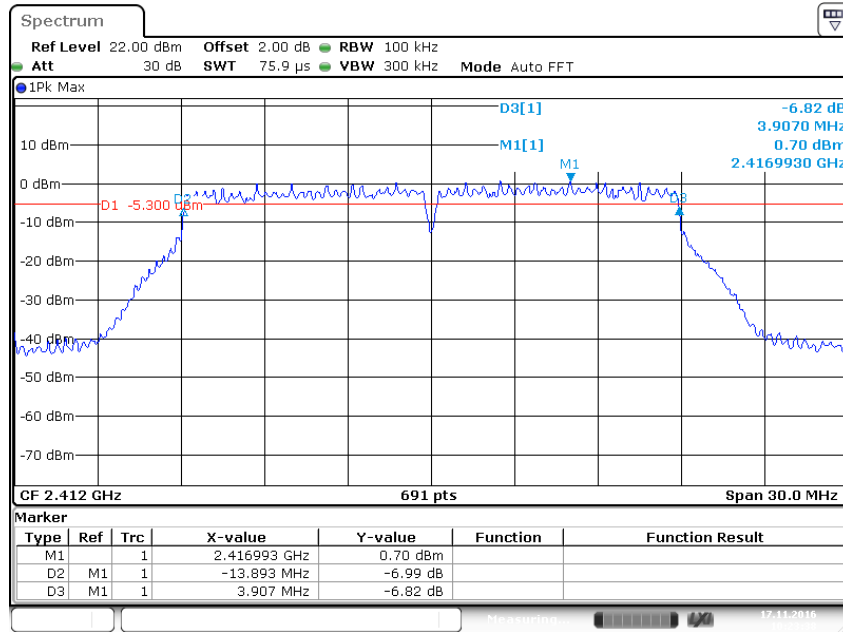
Date: 17.NOV.2016 11:58:21



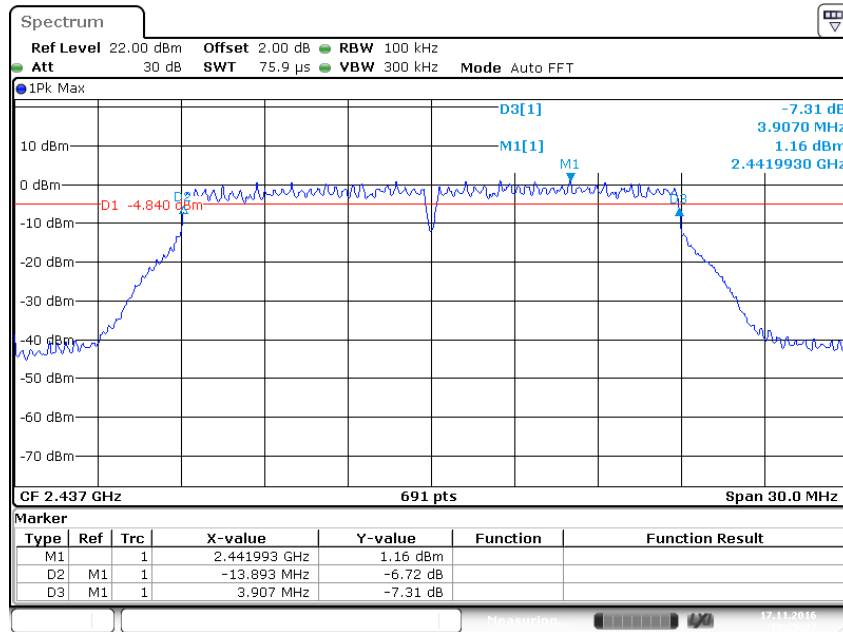
Date: 17.NOV.2016 11:59:20

Wi-Fi 802.11 n(HT20) mode, MCS0

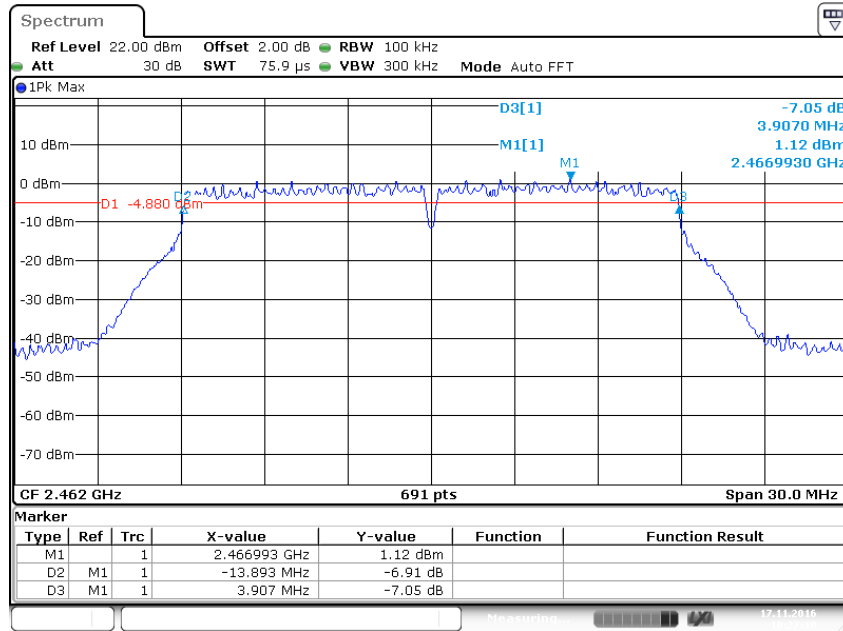
Ant 0:



Date: 17.NOV.2016 10:23:38

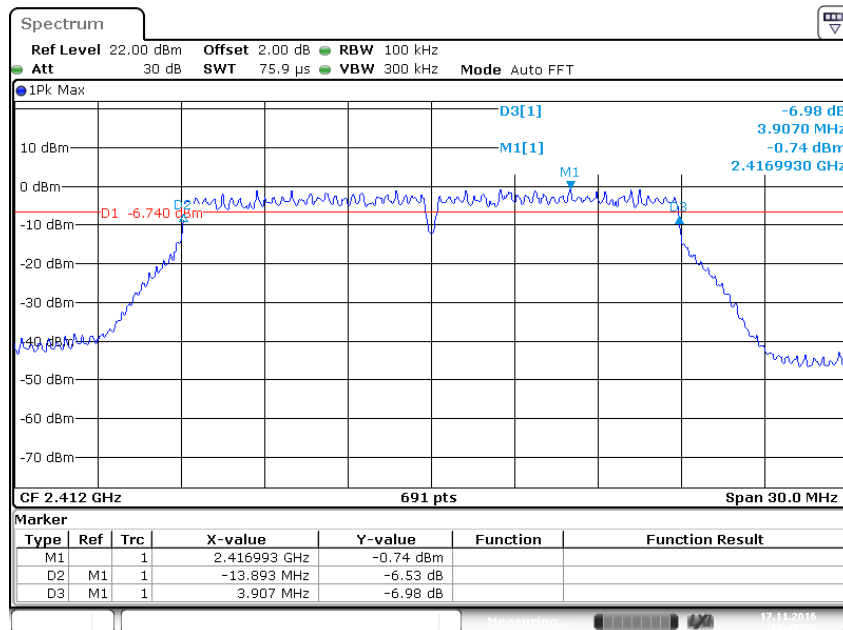


Date: 17.NOV.2016 10:25:37

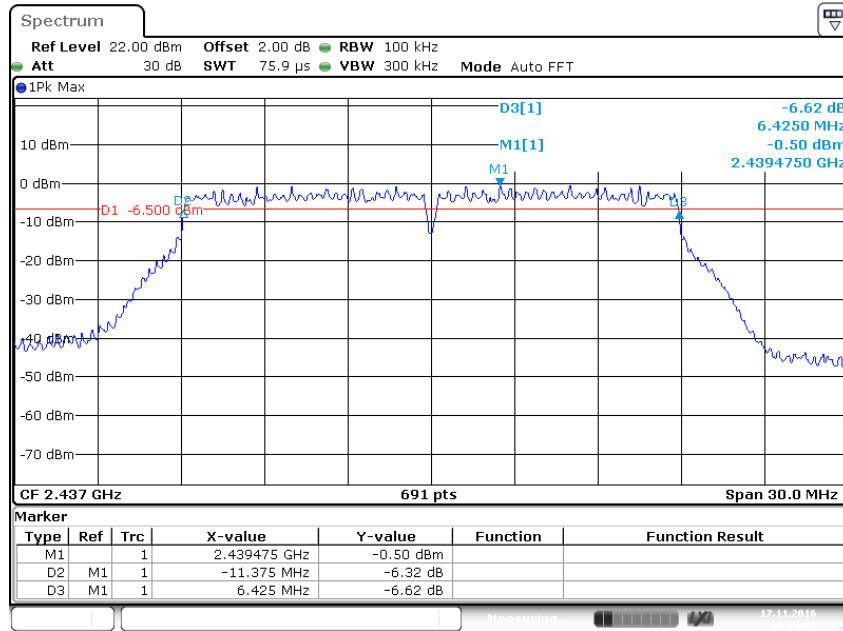


Date: 17.NOV.2016 10:27:10

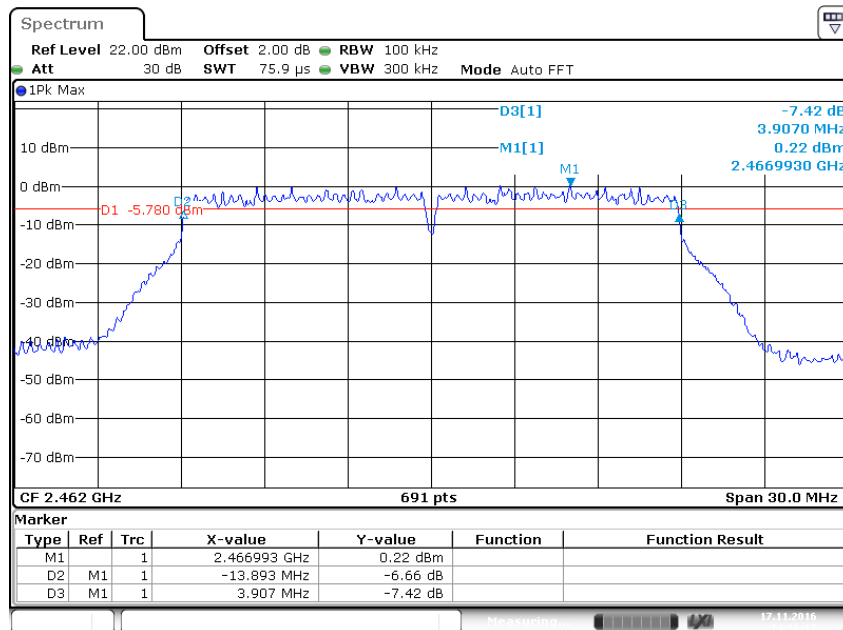
Ant 1:



Date: 17.NOV.2016 14:12:59



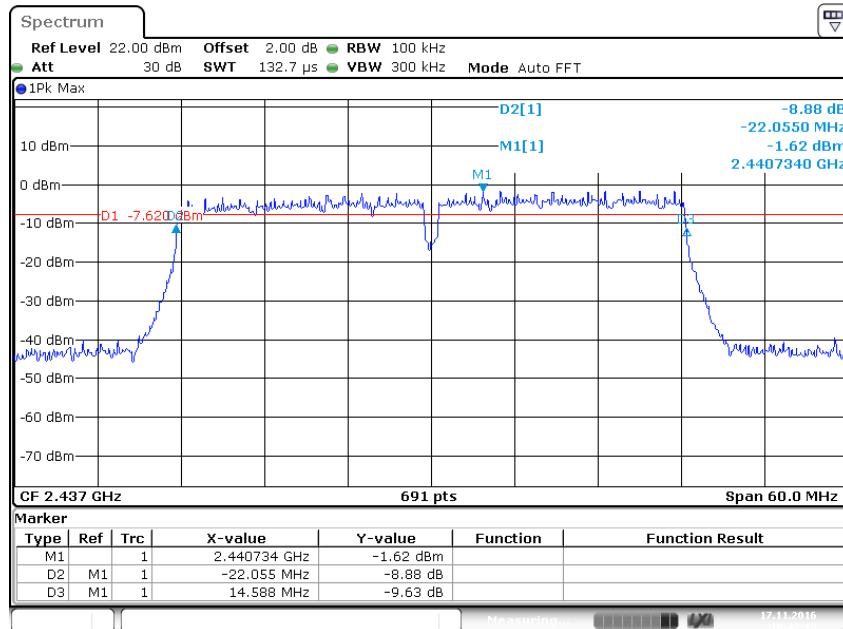
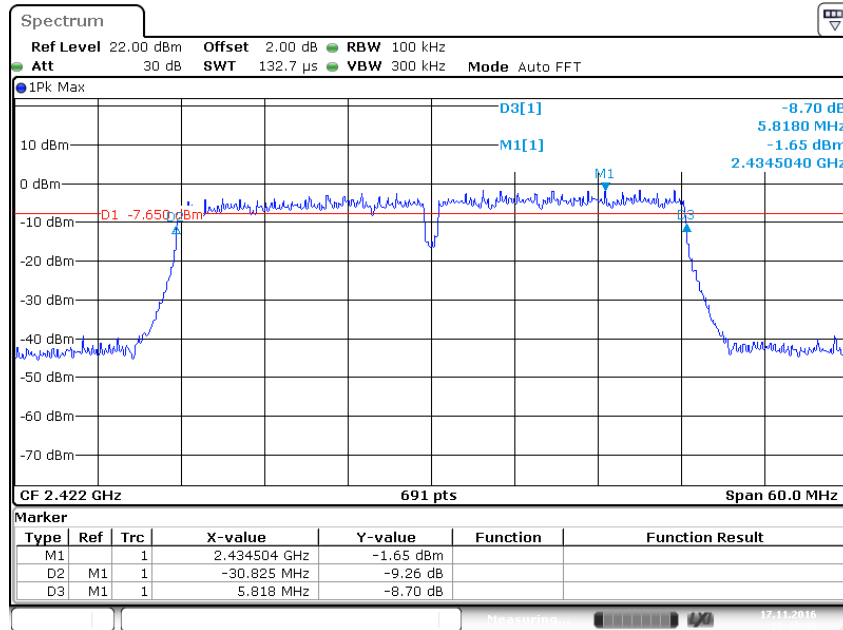
Date: 17.NOV.2016 14:14:09

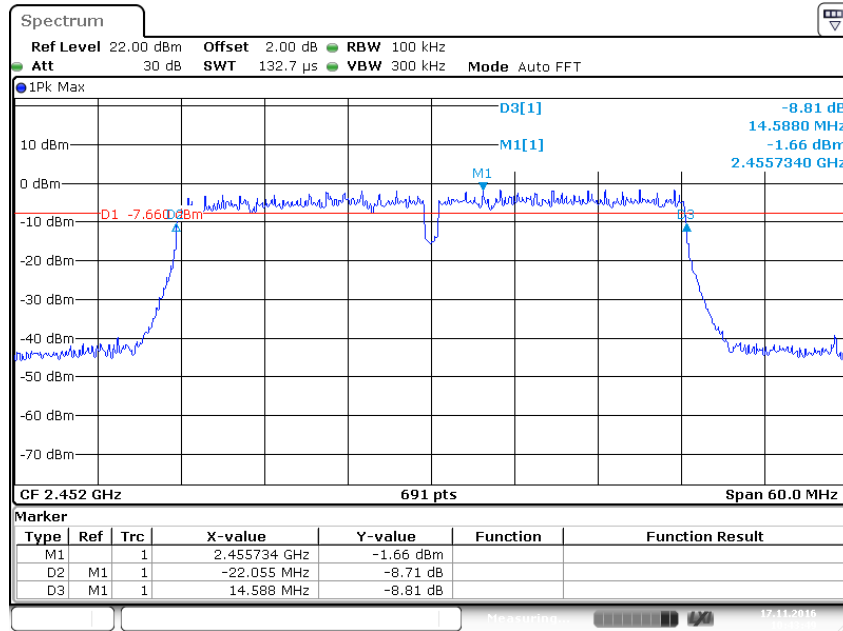


Date: 17.NOV.2016 14:16:17

Wi-Fi 802.11 n(HT40) mode, MCS0

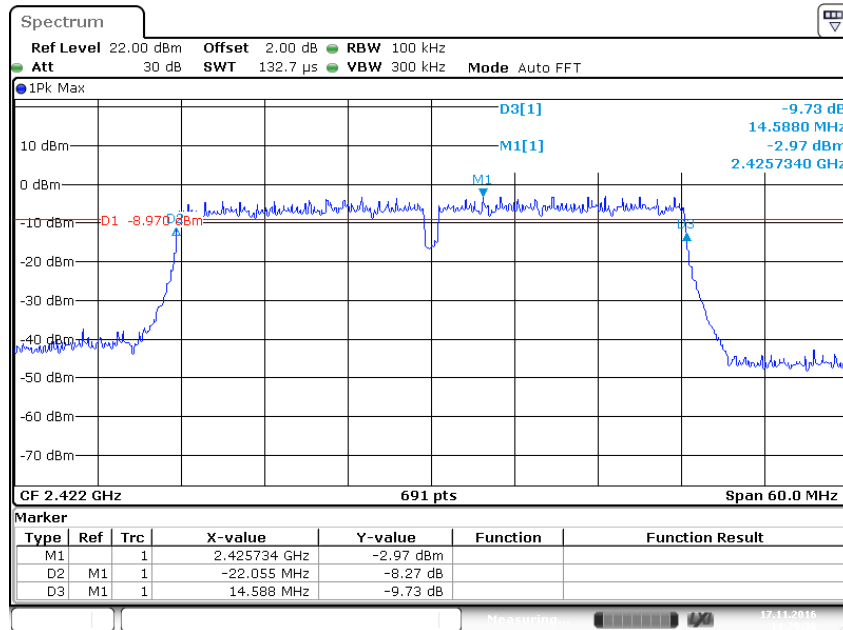
Ant 0:



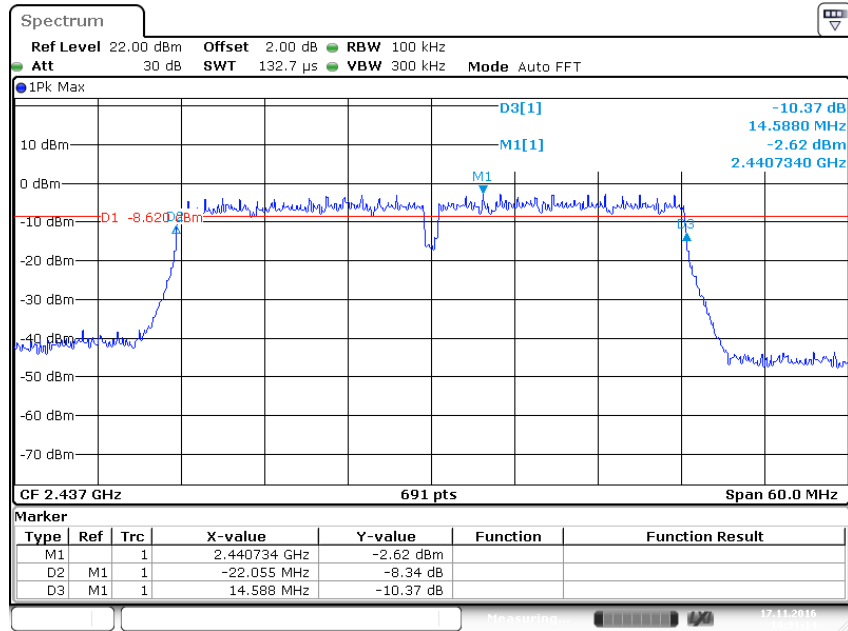


Date: 17.NOV.2016 10:43:49

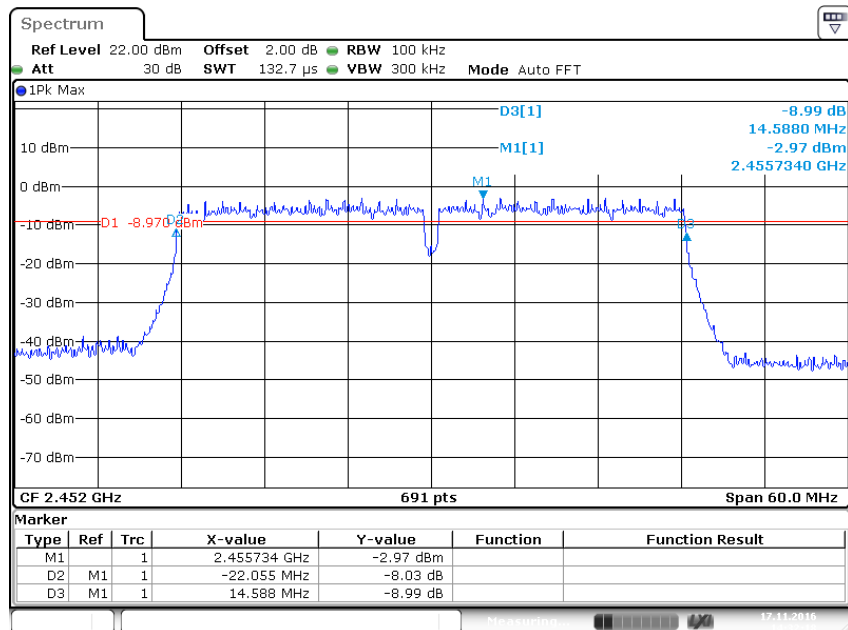
Ant 1:



Date: 17.NOV.2016 14:29:36



Date: 17.NOV.2016 14:31:14

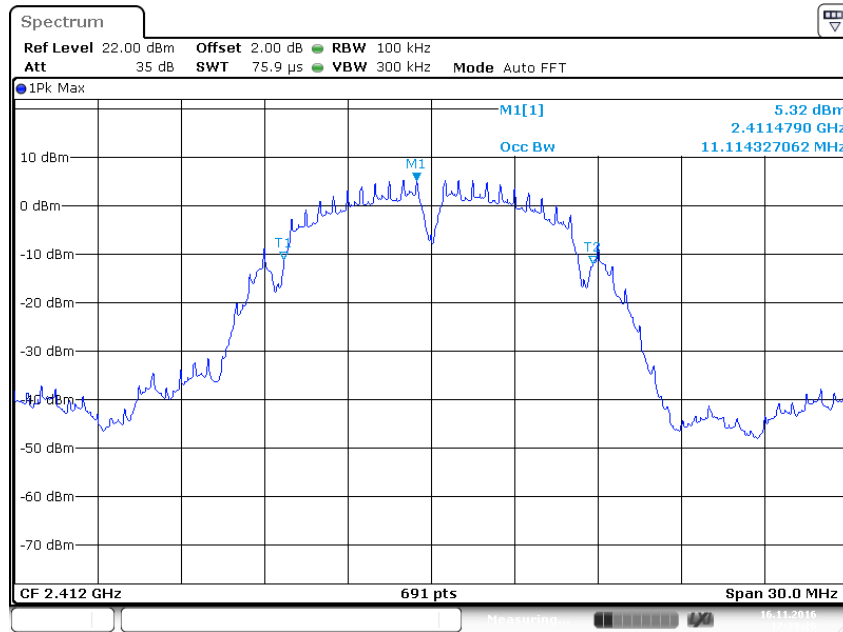


Date: 17.NOV.2016 14:32:18

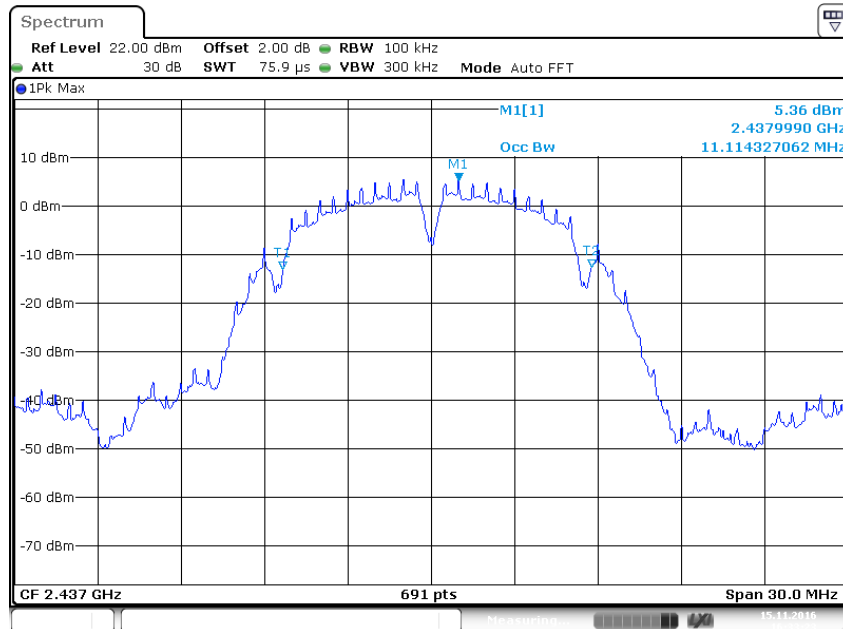
Appendix A.3: 99% Bandwidth

Wi-Fi 802.11 b mode, 1 Mbps

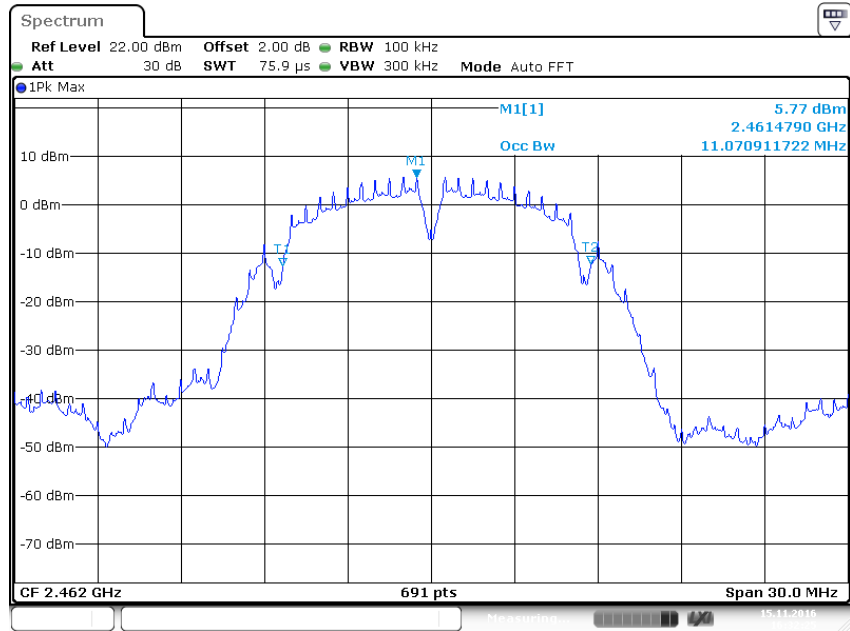
Ant 0:



Date: 16.NOV.2016 17:39:26

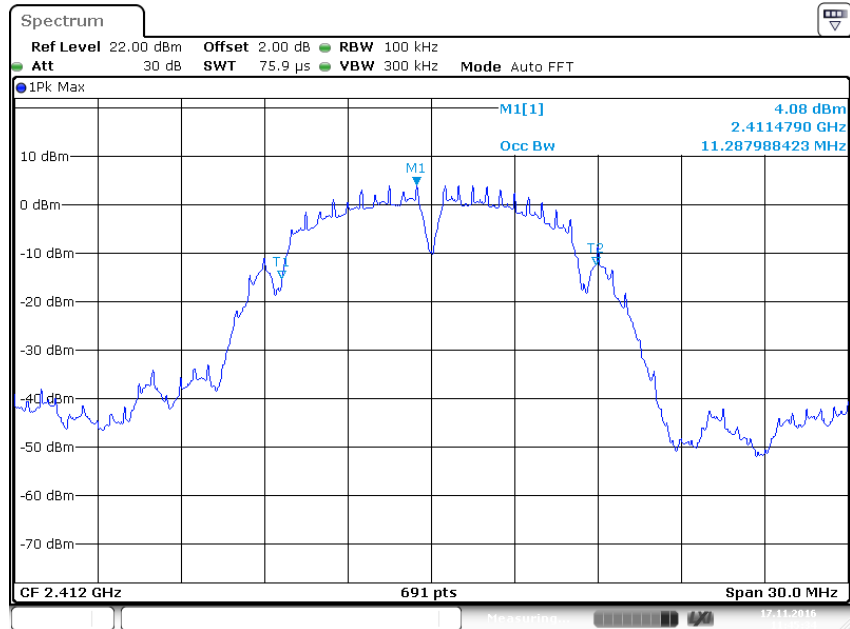


Date: 15.NOV.2016 16:33:23

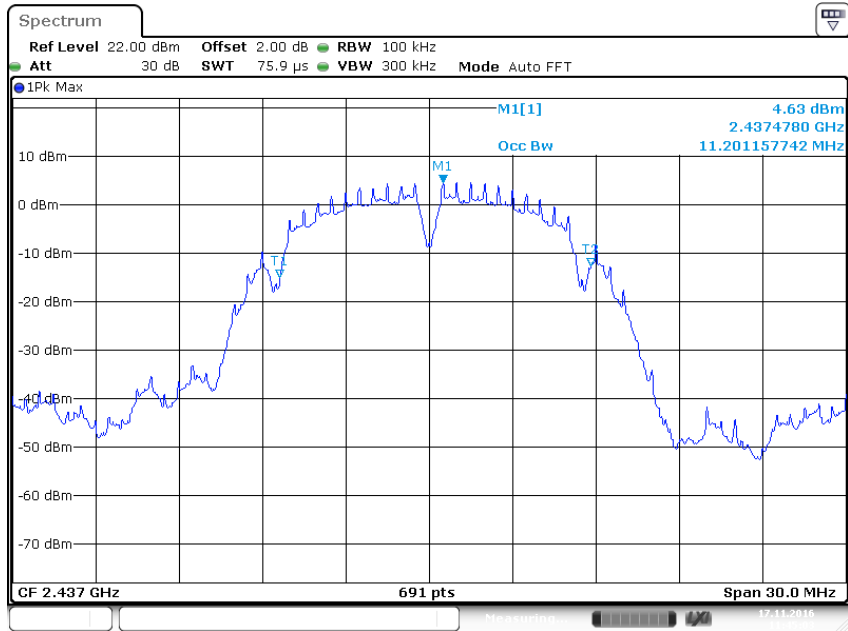


Date: 15.NOV.2016 16:32:25

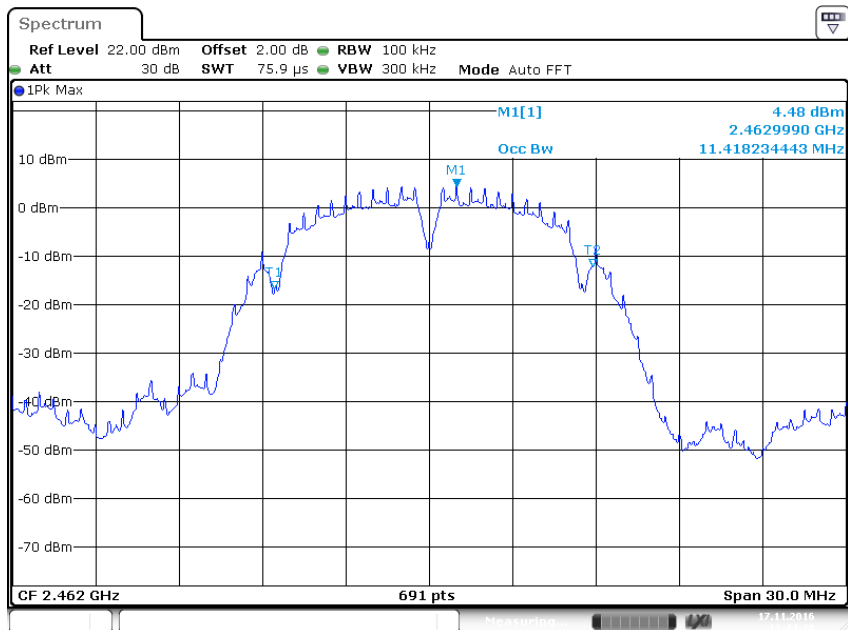
Ant 1:



Date: 17.NOV.2016 11:45:34



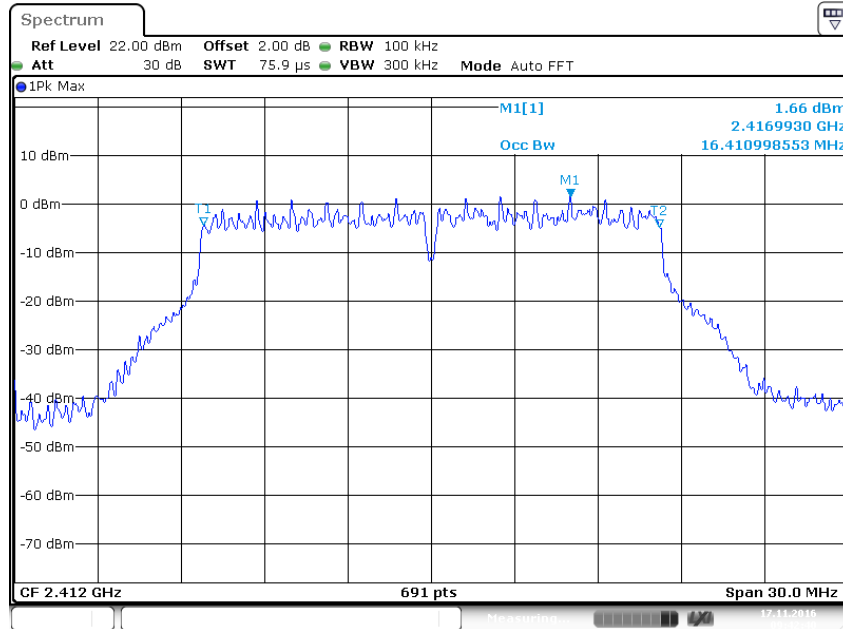
Date: 17.NOV.2016 11:45:03



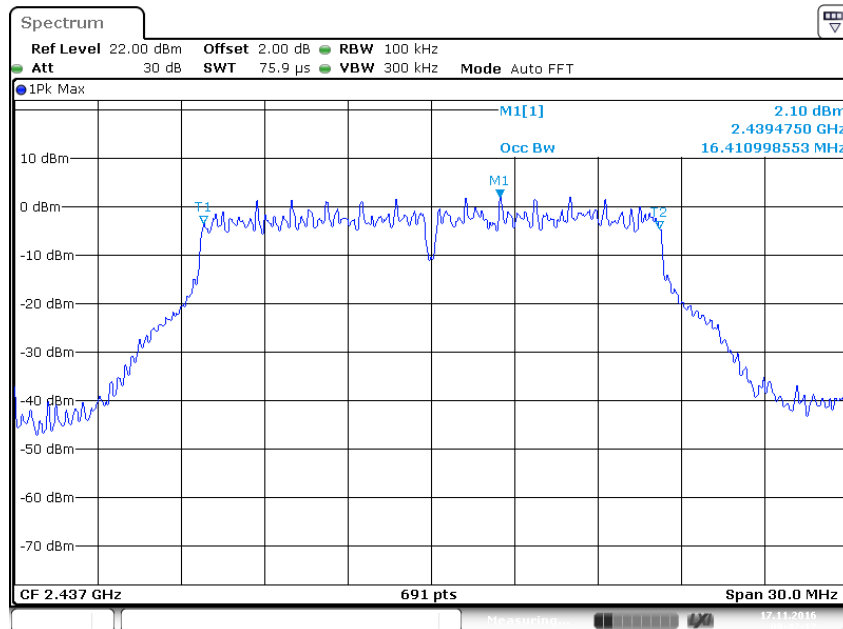
Date: 17.NOV.2016 11:44:28

Wi-Fi 802.11 g mode, 6 Mbps

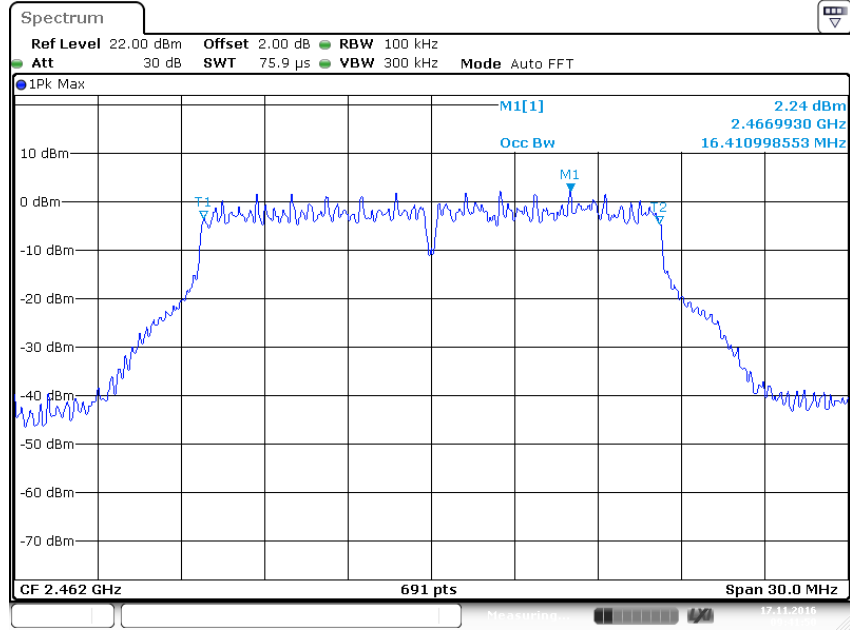
Ant 0:



Date: 17.NOV.2016 09:42:40

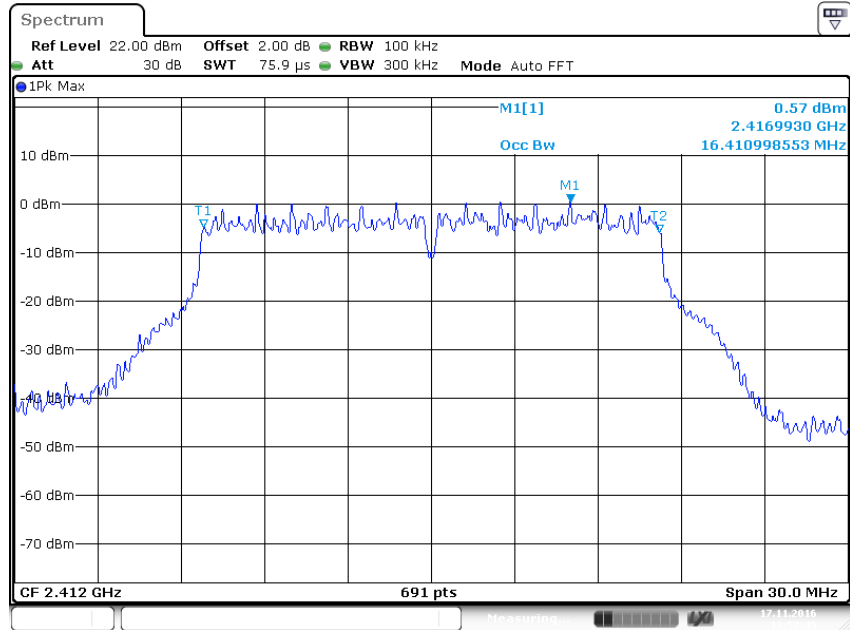


Date: 17.NOV.2016 09:42:17

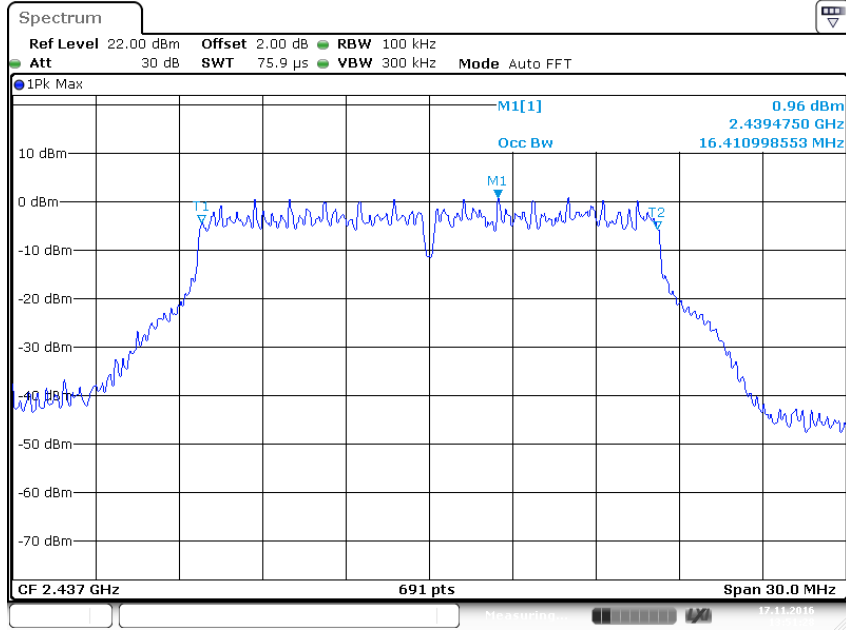


Date: 17.NOV.2016 09:41:50

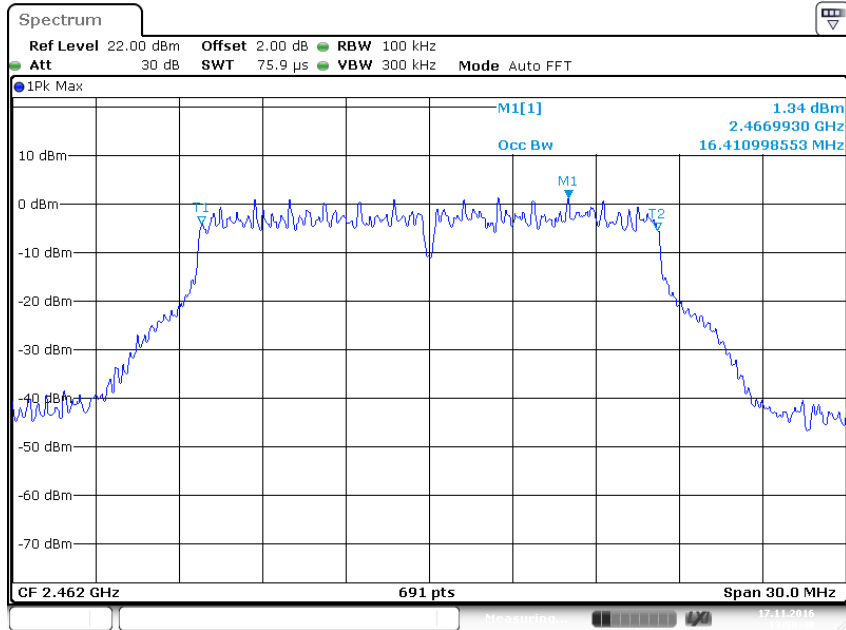
Ant 1:



Date: 17.NOV.2016 13:52:45



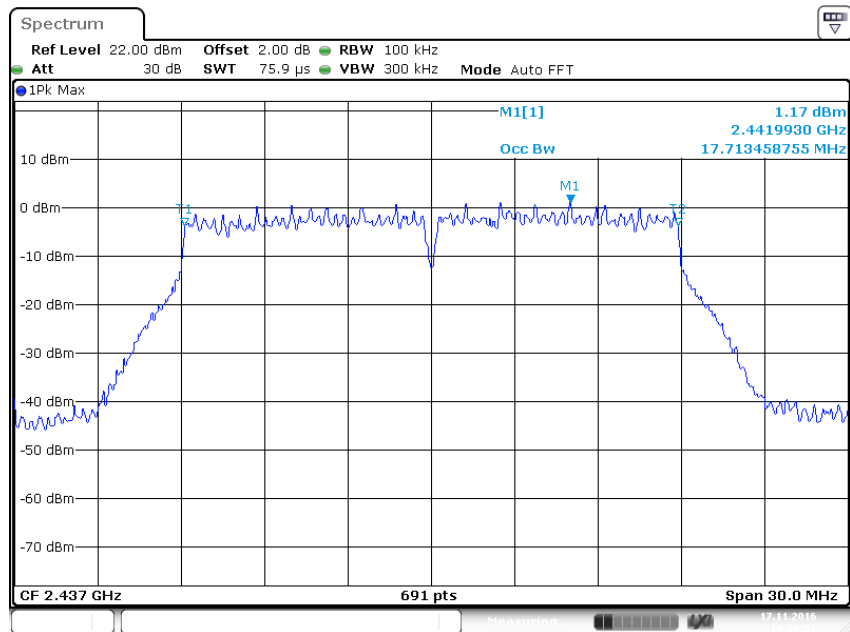
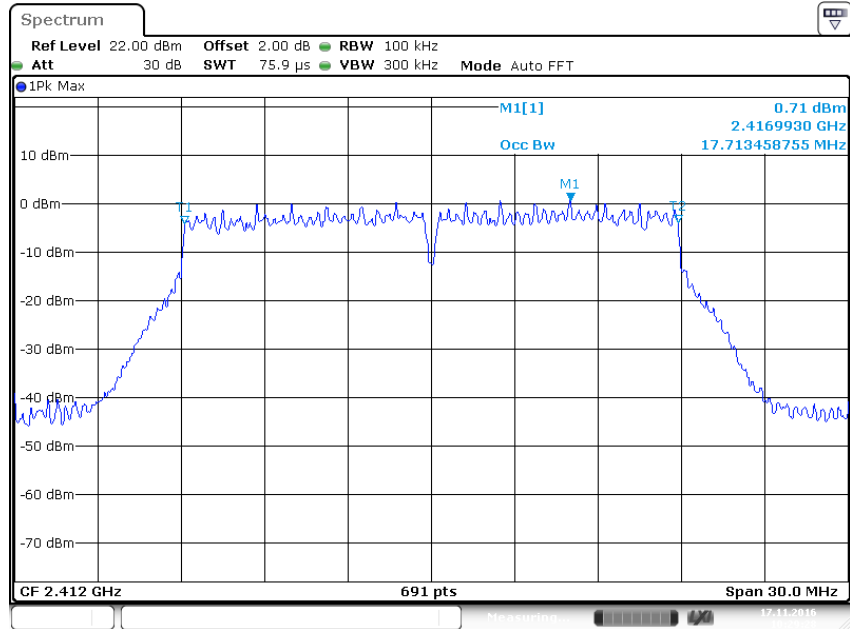
Date: 17.NOV.2016 13:51:28

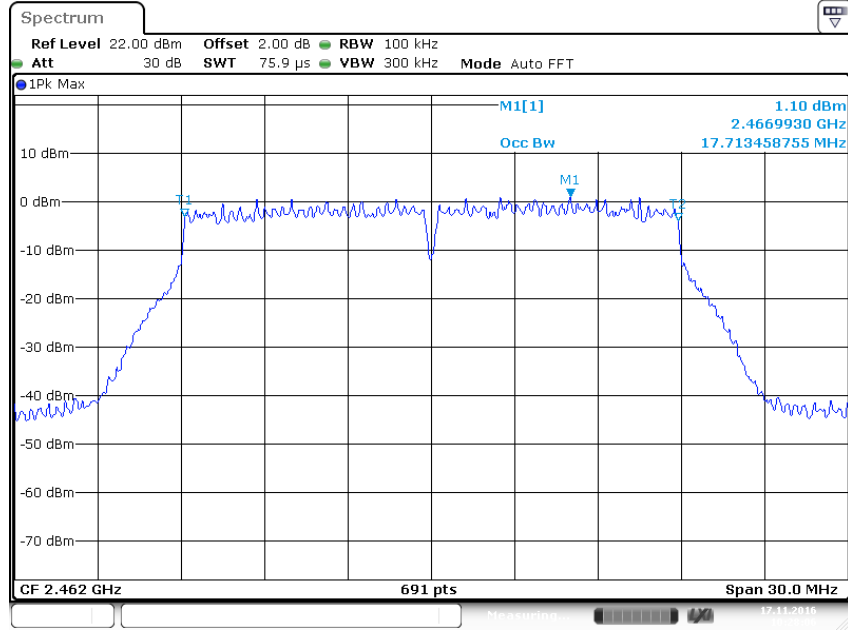


Date: 17.NOV.2016 13:50:40

Wi-Fi 802.11 n(HT20) mode, MCS0

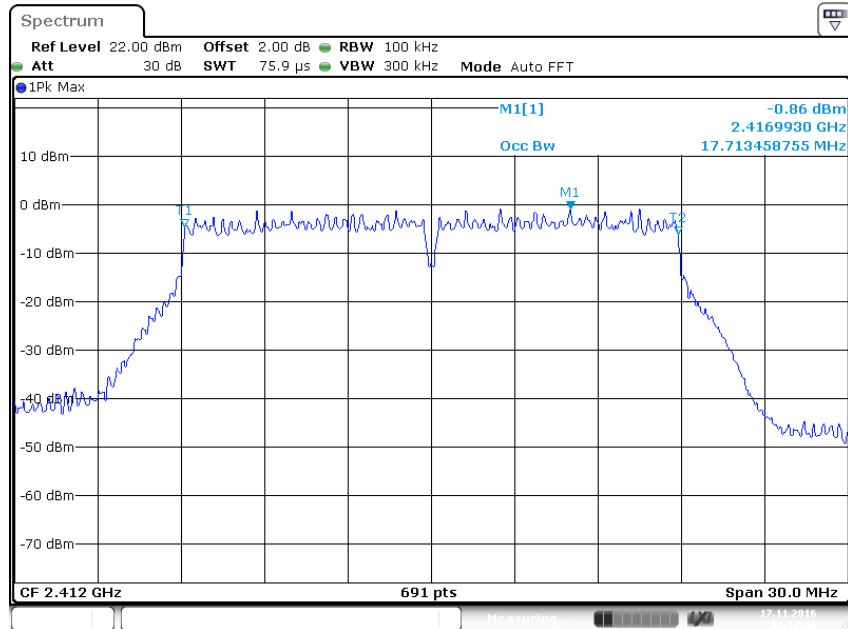
Ant 0:



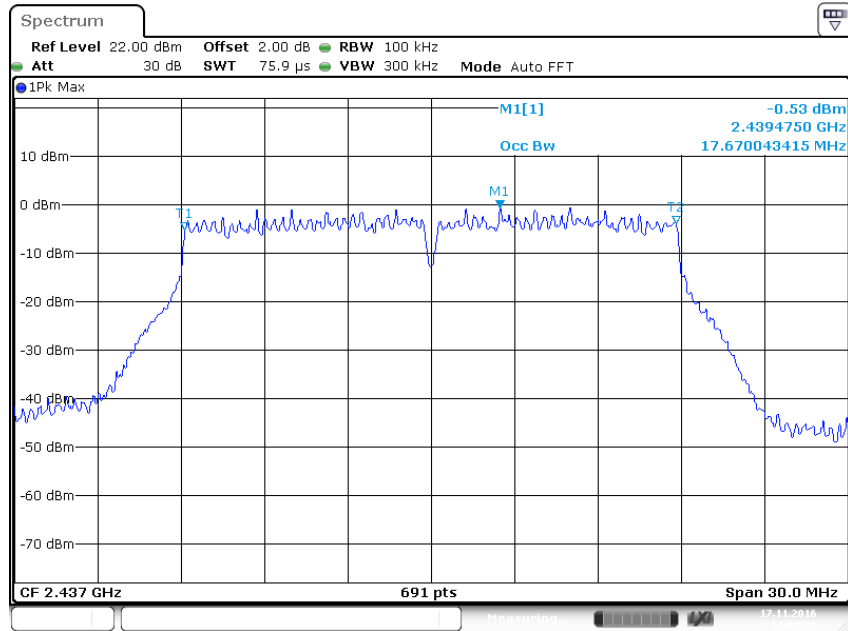


Date: 17.NOV.2016 10:28:06

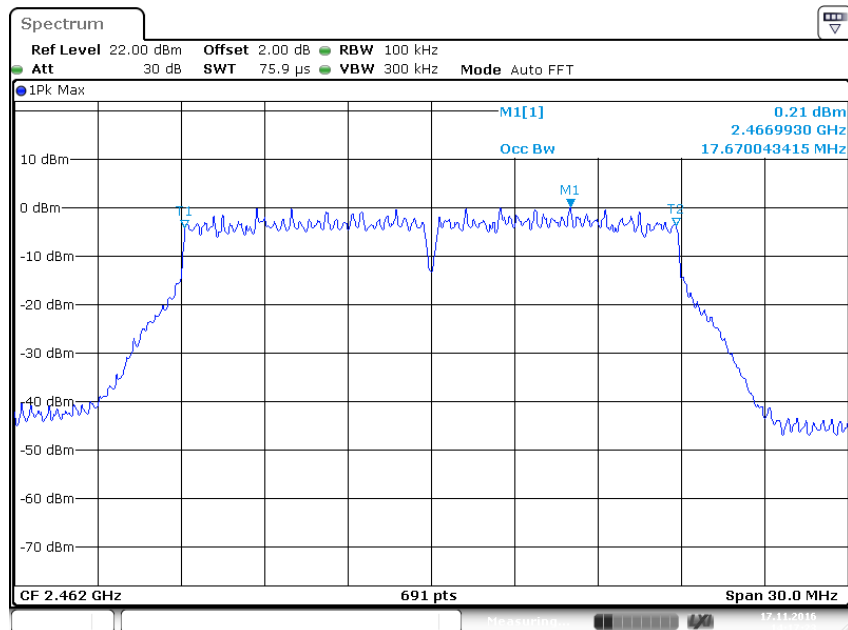
Ant 1:



Date: 17.NOV.2016 14:18:42



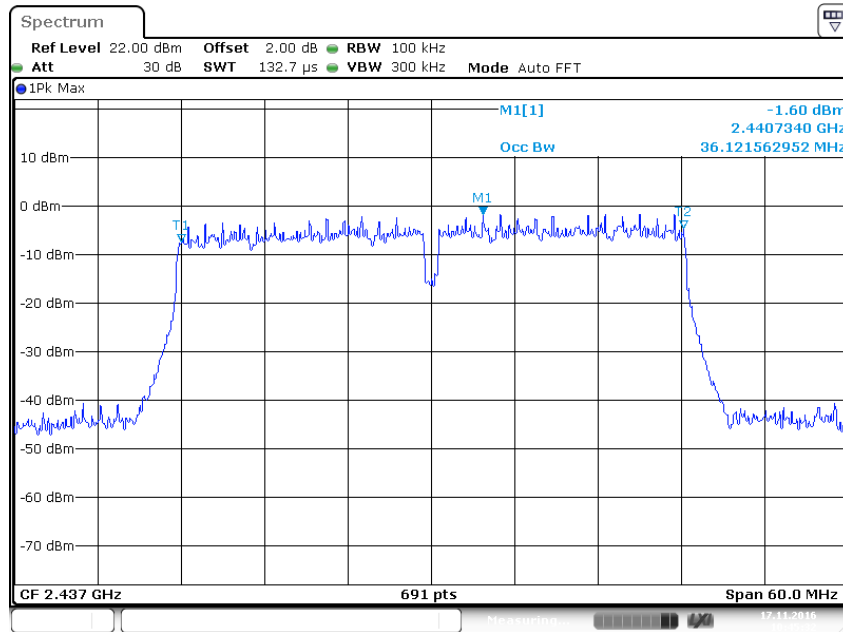
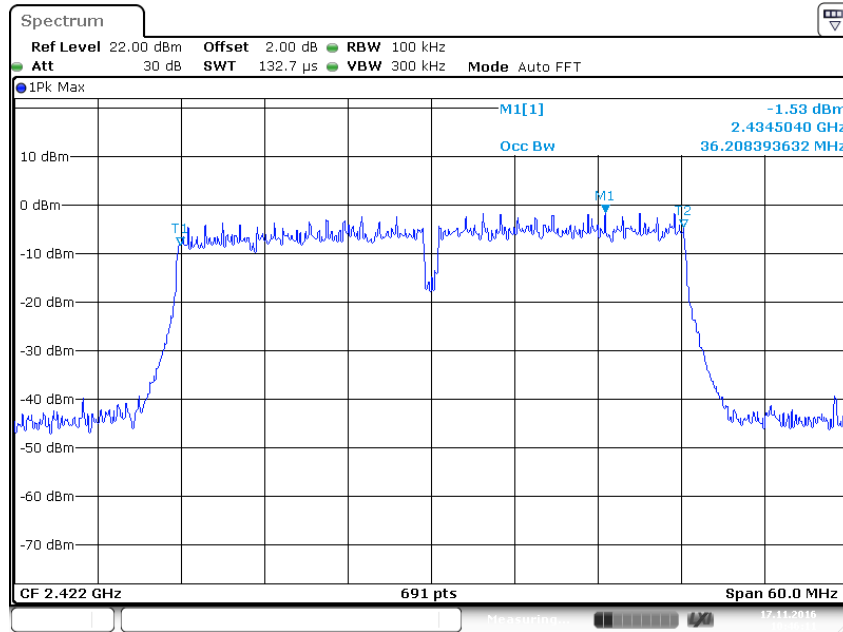
Date: 17.NOV.2016 14:18:00

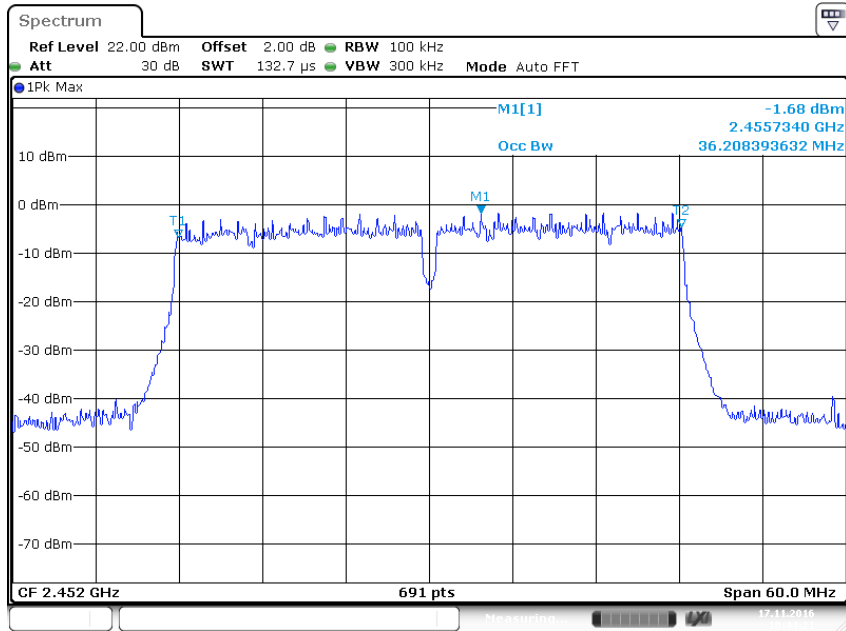


Date: 17.NOV.2016 14:17:23

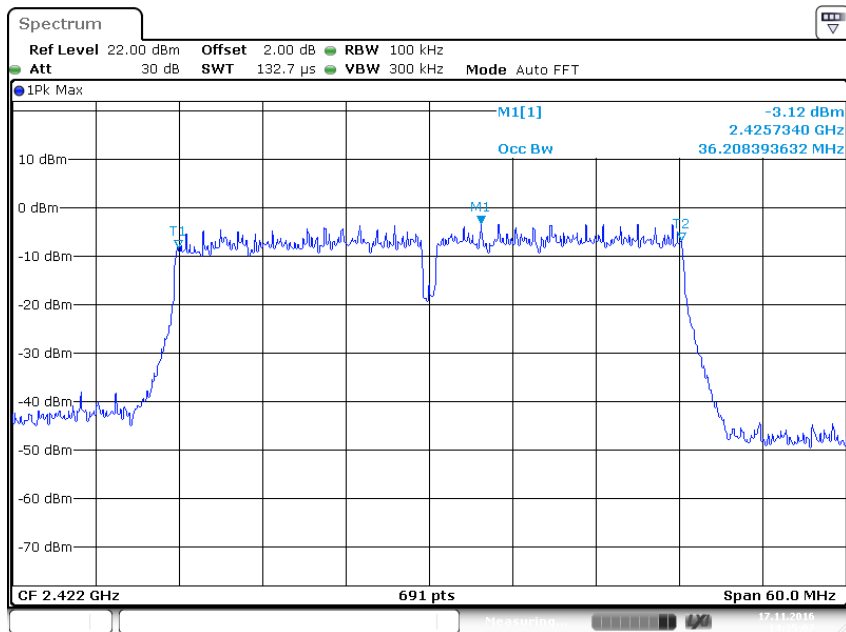
Wi-Fi 802.11 n(HT40) mode, MCS0

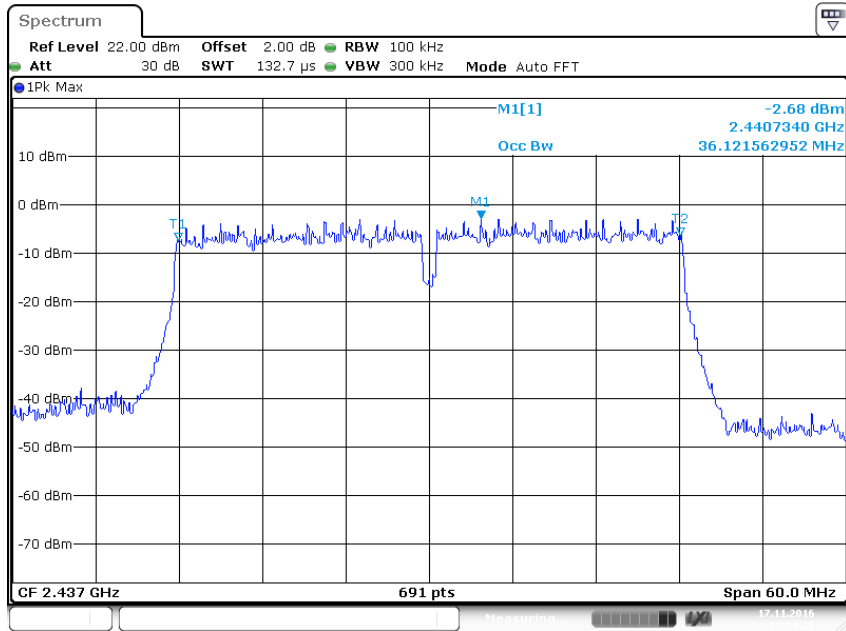
Ant 0:



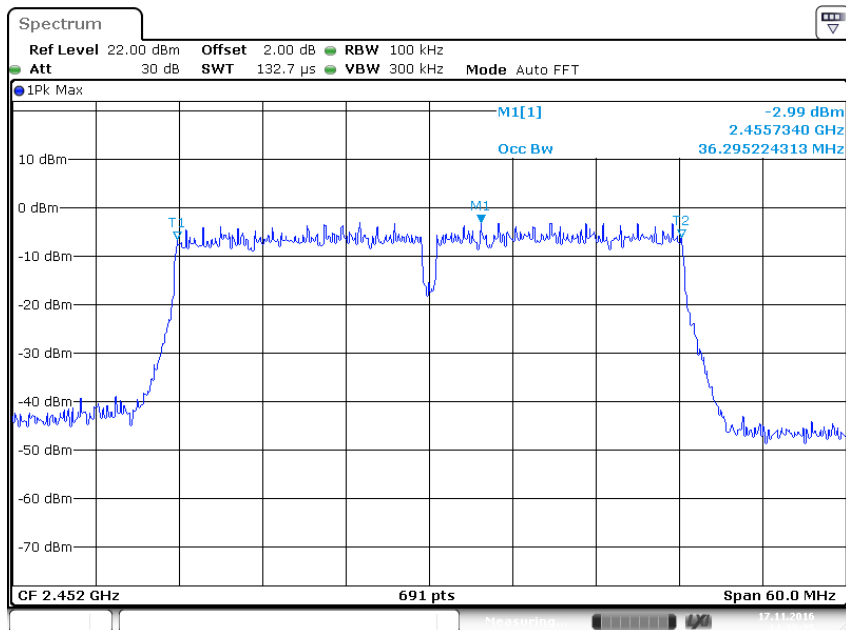


Ant 1:





Date: 17.NOV.2016 14:34:26

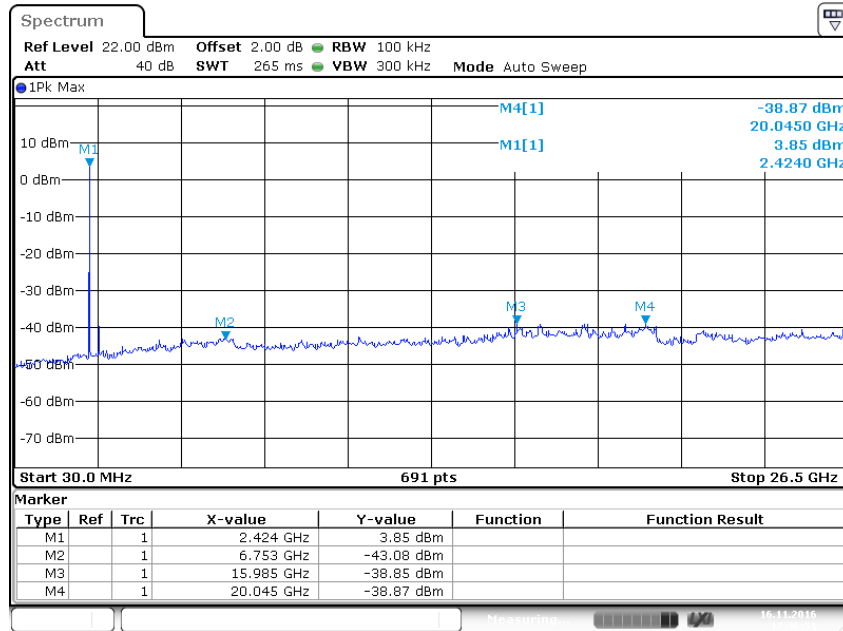


Date: 17.NOV.2016 14:33:36

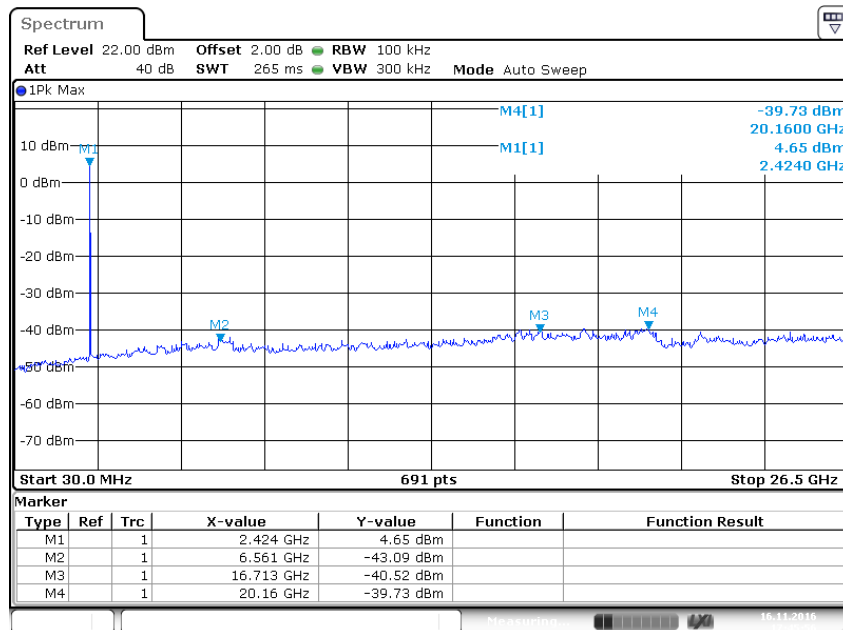
Appendix A.4: Conducted Spurious Emissions Measured in 100 kHz Bandwidth

Wi-Fi 802.11 b mode, 1 Mbps

Ant 0:
Low channel

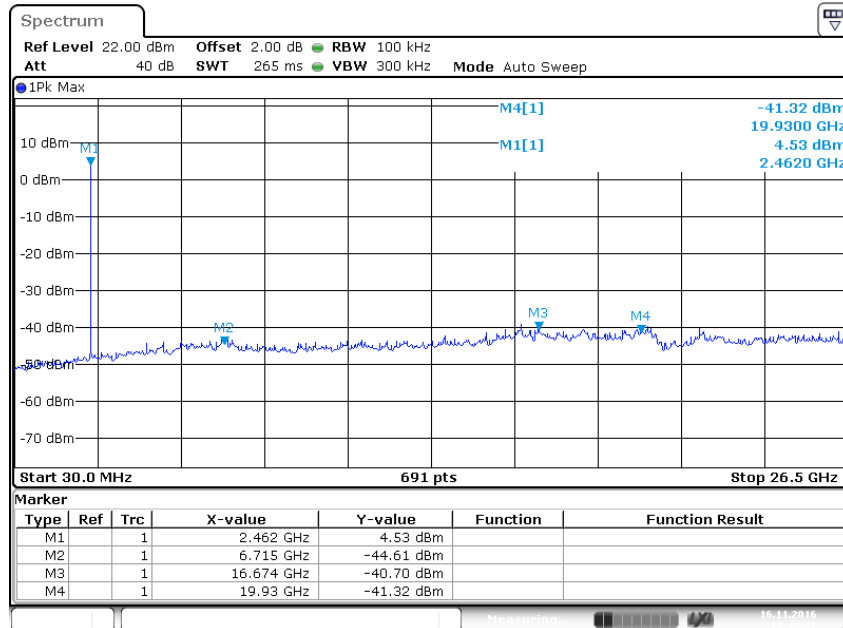


Middle Channel



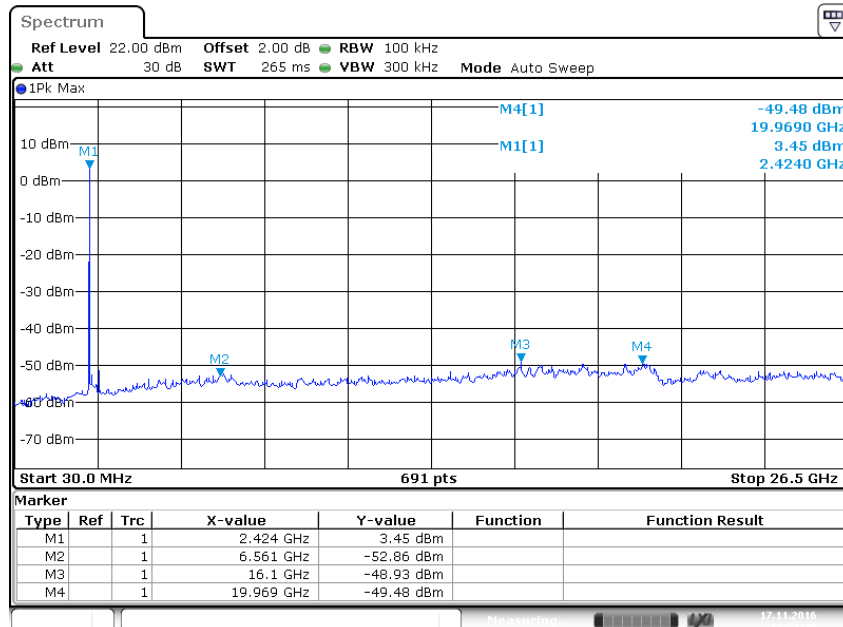
Produkte
 Products

High Channel



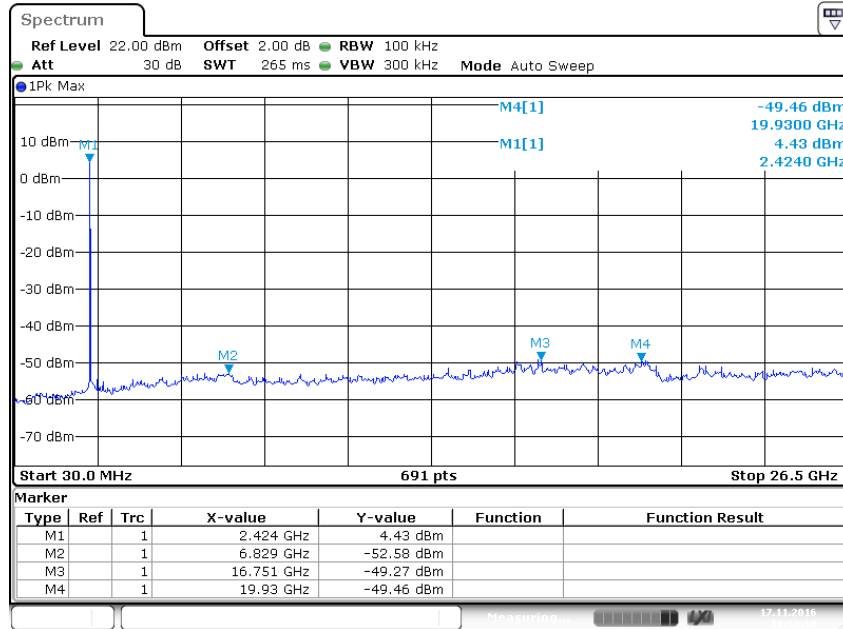
Date: 16.NOV.2016 17:45:02

Ant 1:
 Low Channel



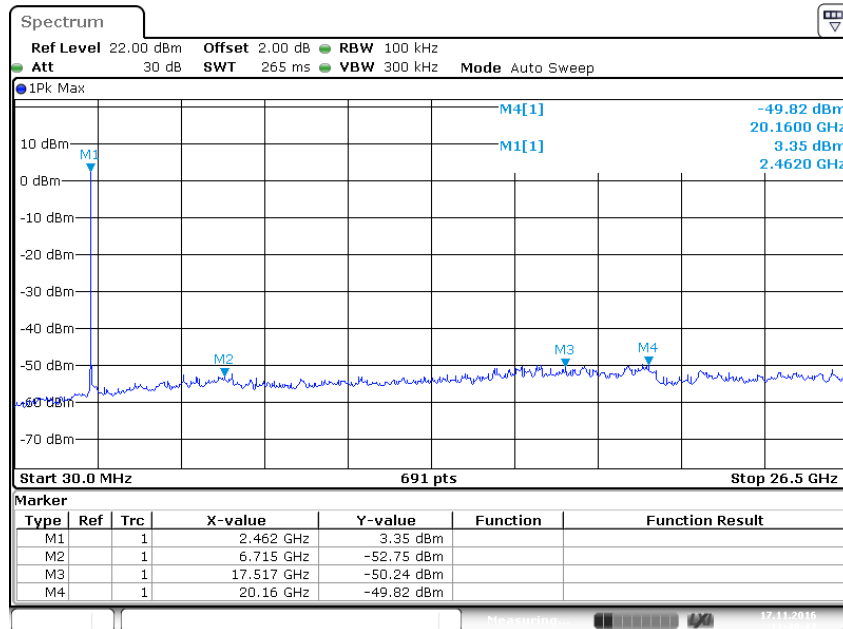
Date: 17.NOV.2016 11:51:20

Middle Channel



Date: 17.NOV.2016 11:50:19

High Channel

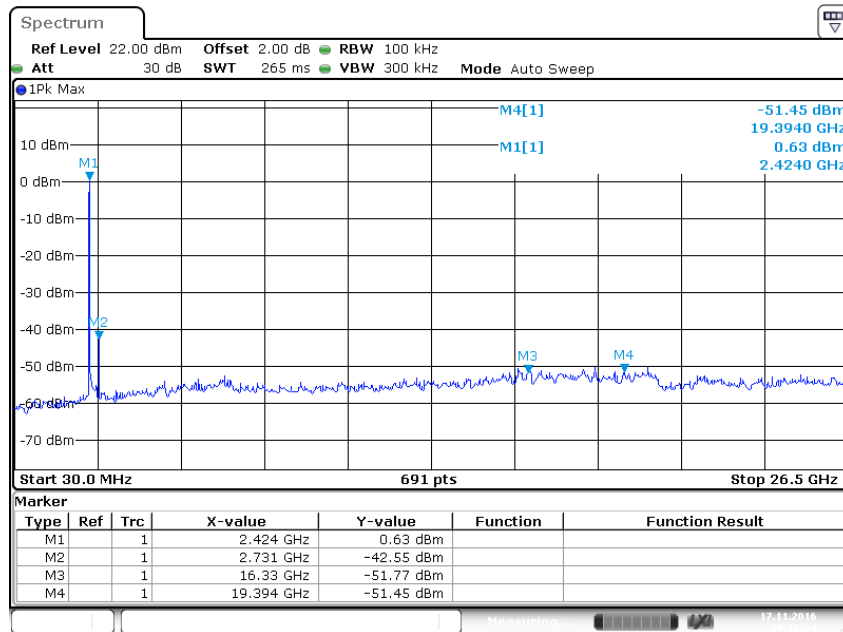


Date: 17.NOV.2016 11:49:17

Produkte
 Products

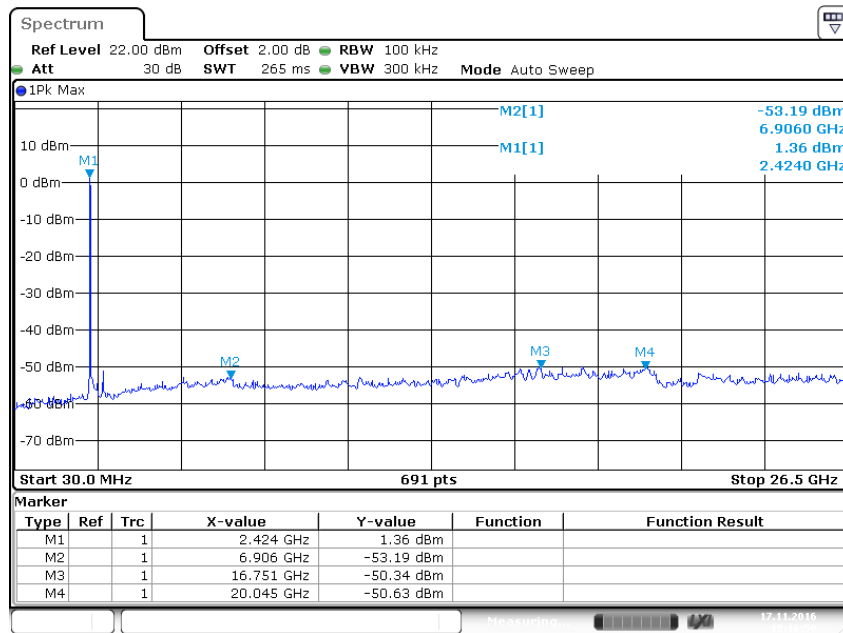
Wi-Fi 802.11 g mode, 6 Mbps

Ant 0:
 Low Channel



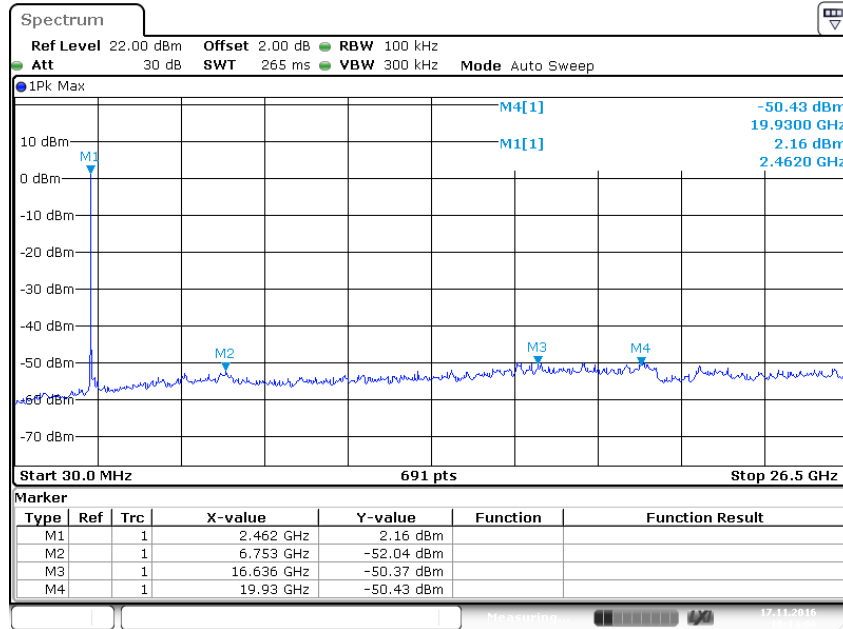
Date: 17.NOV.2016 10:18:34

Middle Channel

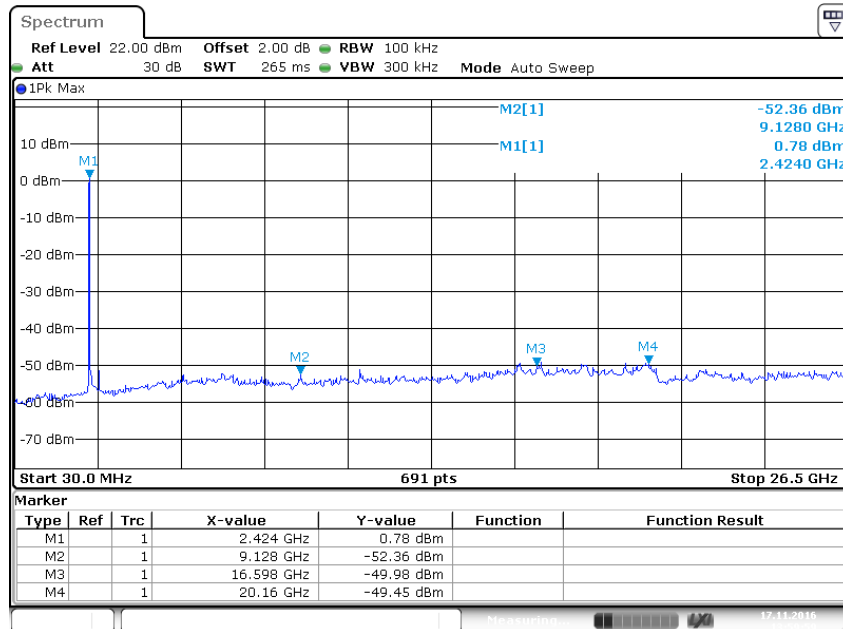


Date: 17.NOV.2016 10:16:50

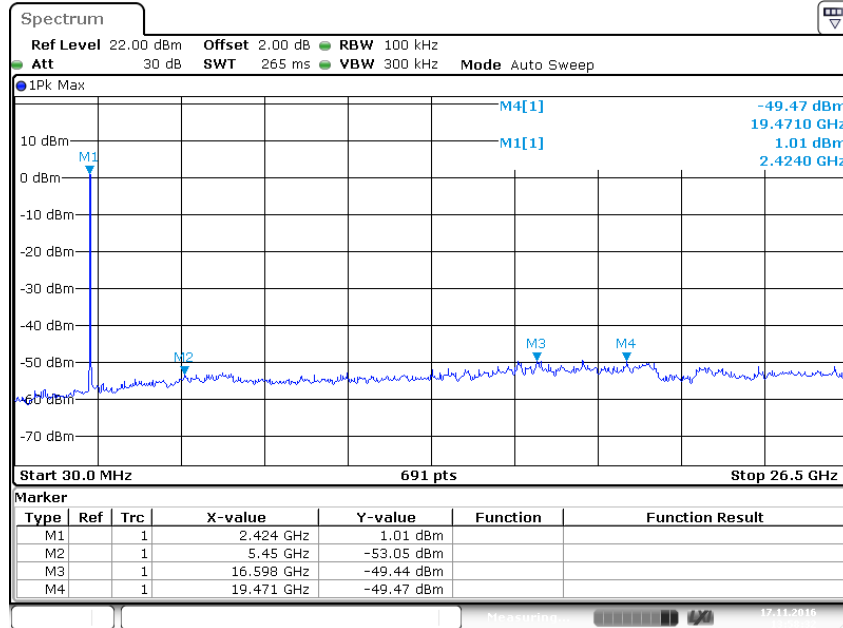
High Channel



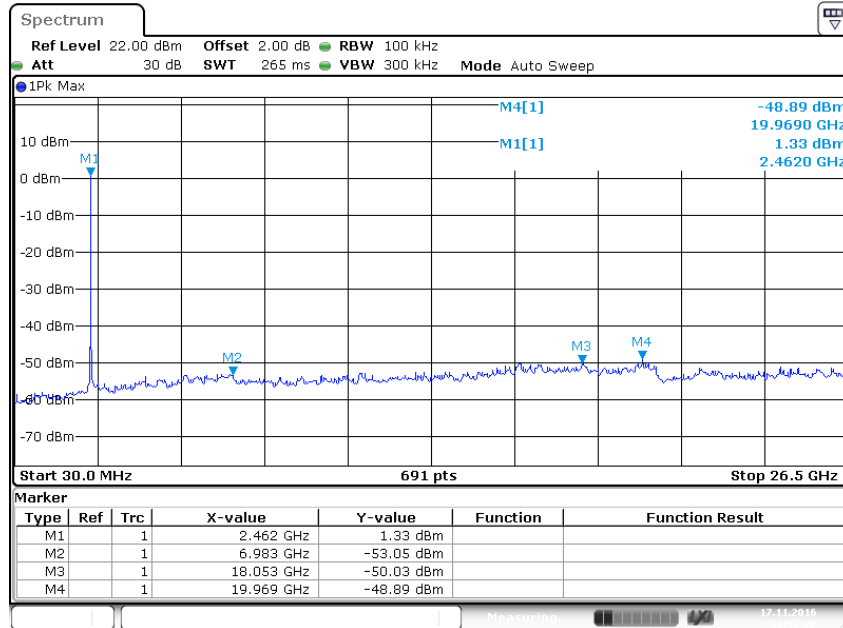
Ant 1:
Low Channel



Middle Channel



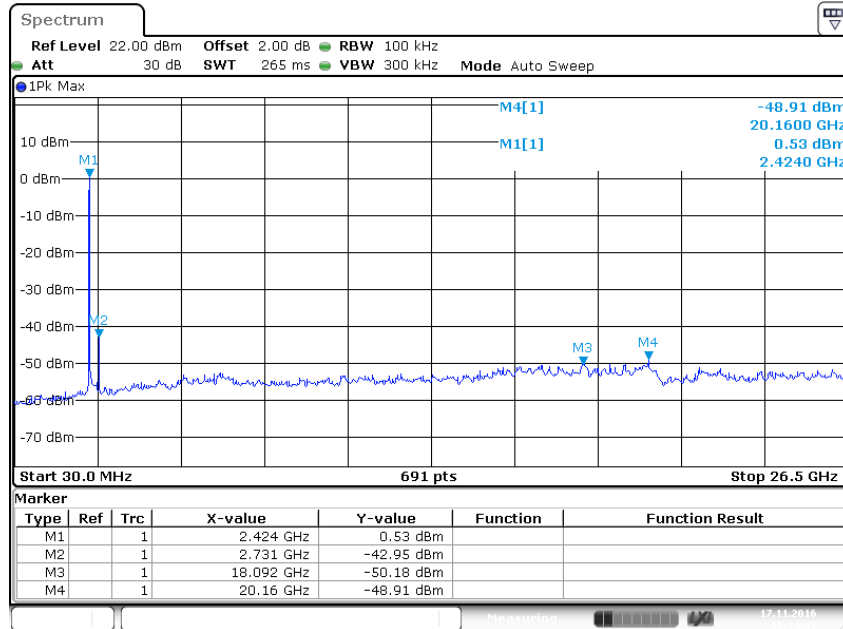
High Channel



Produkte
 Products

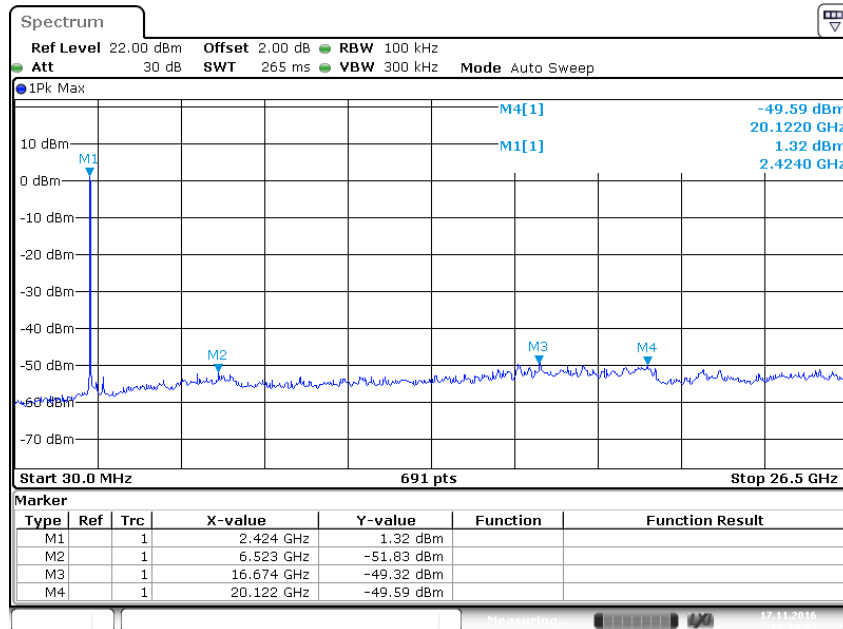
Wi-Fi 802.11 n(HT20) mode, MCS0

SISO
 Ant 0:
 Low Channel



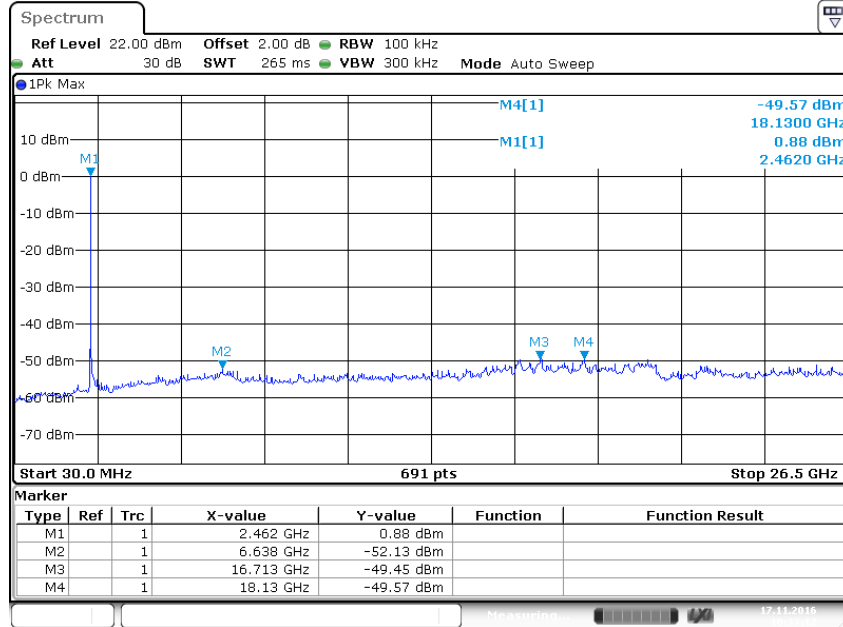
Date: 17.NOV.2016 10:34:43

Middle Channel



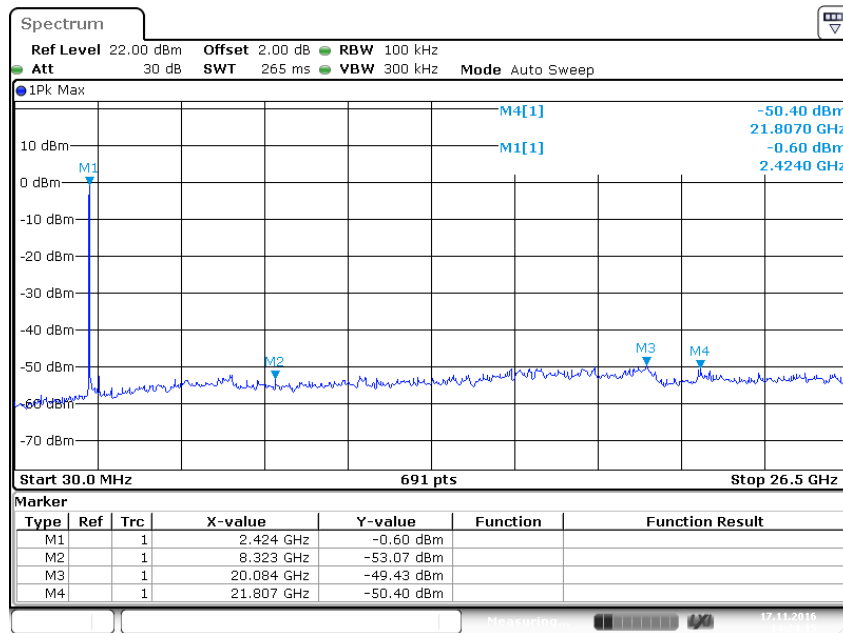
Date: 17.NOV.2016 10:34:02

High Channel



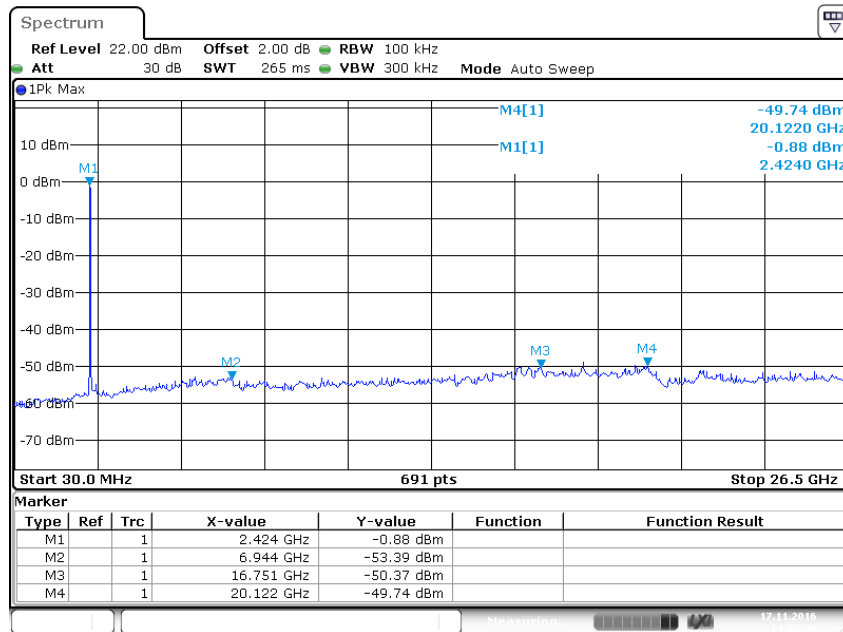
Date: 17.NOV.2016 10:33:12

Ant 1:
Low Channel

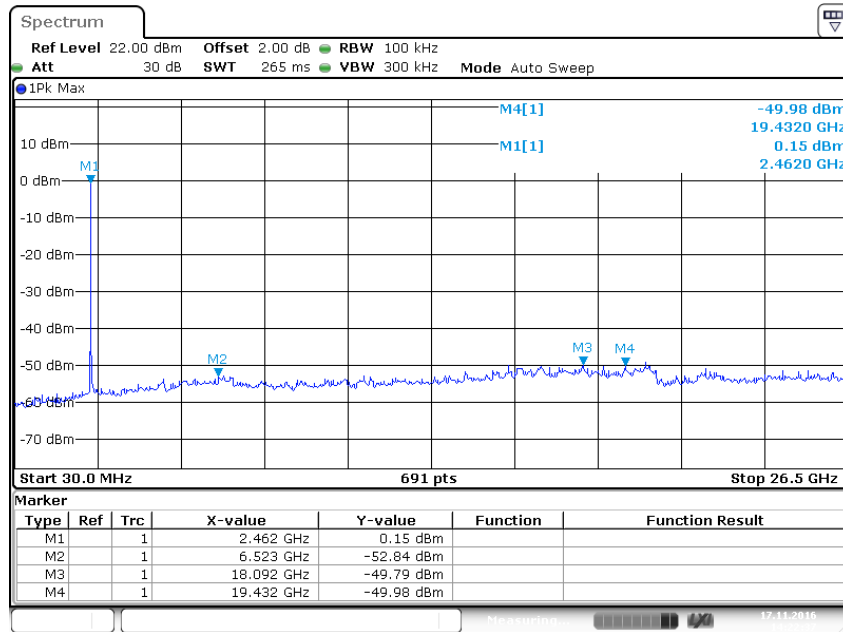


Date: 17.NOV.2016 14:24:16

Middle Channel



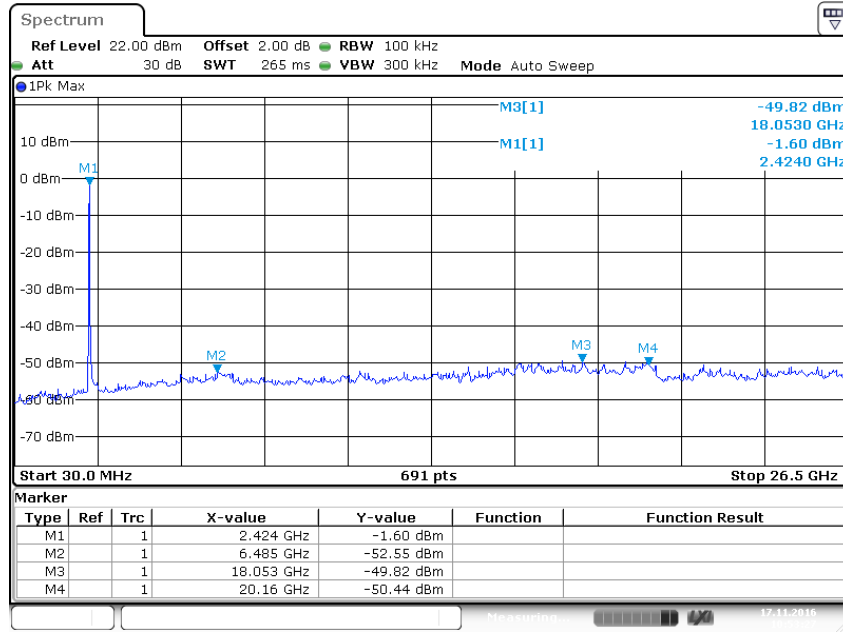
High Channel



Produkte
 Products

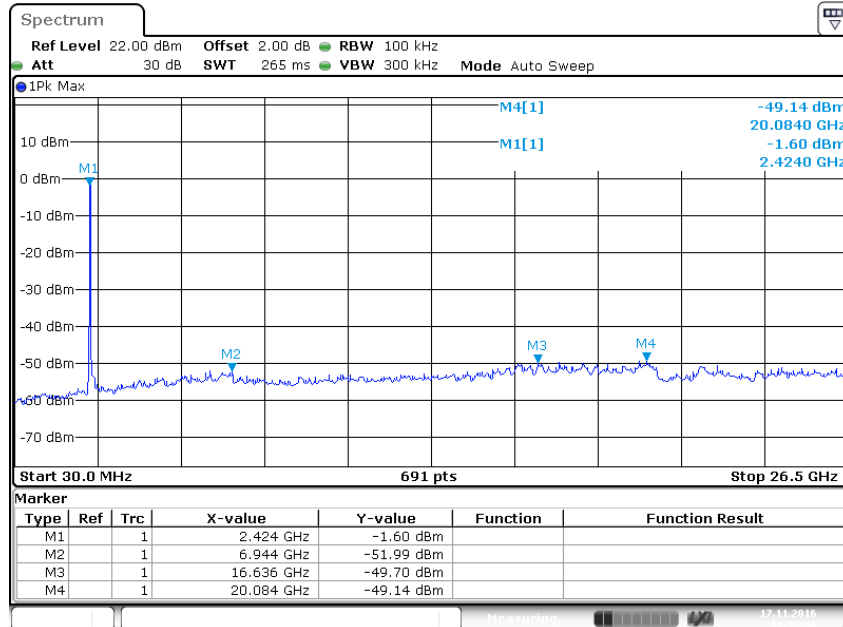
Wi-Fi 802.11 n(HT40) mode, MCS0

SISO
 Ant 0:
 Low Channel



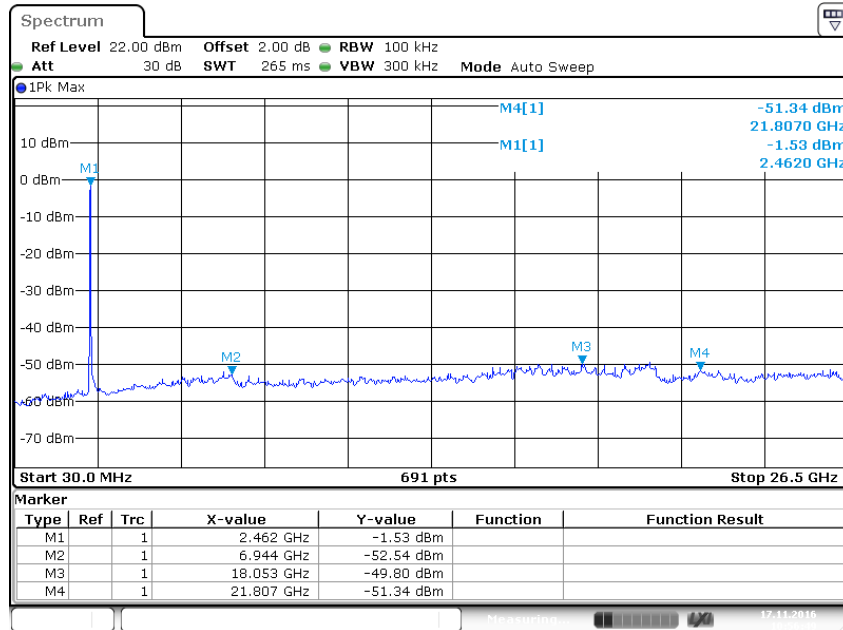
Date: 17.NOV.2016 10:53:27

Middle Channel



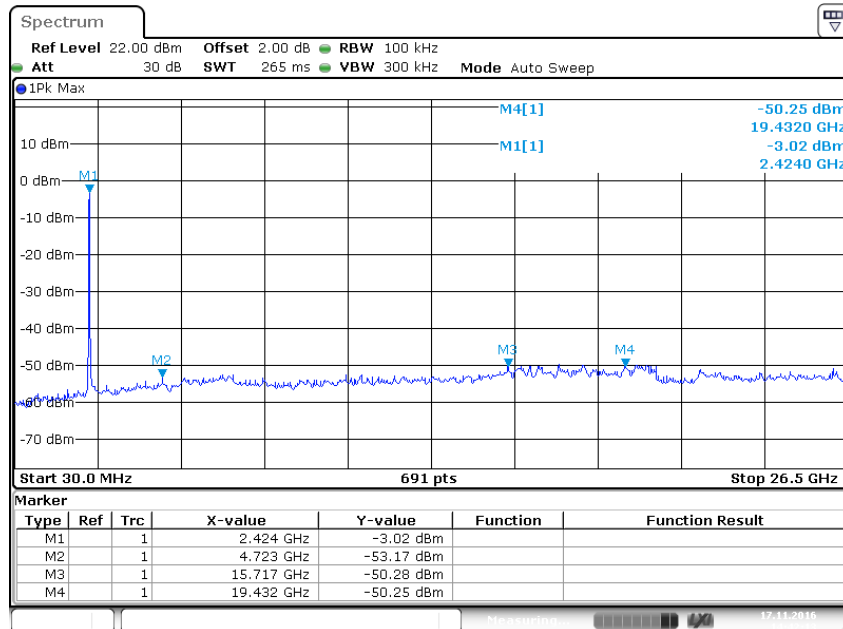
Date: 17.NOV.2016 10:55:40

High Channel



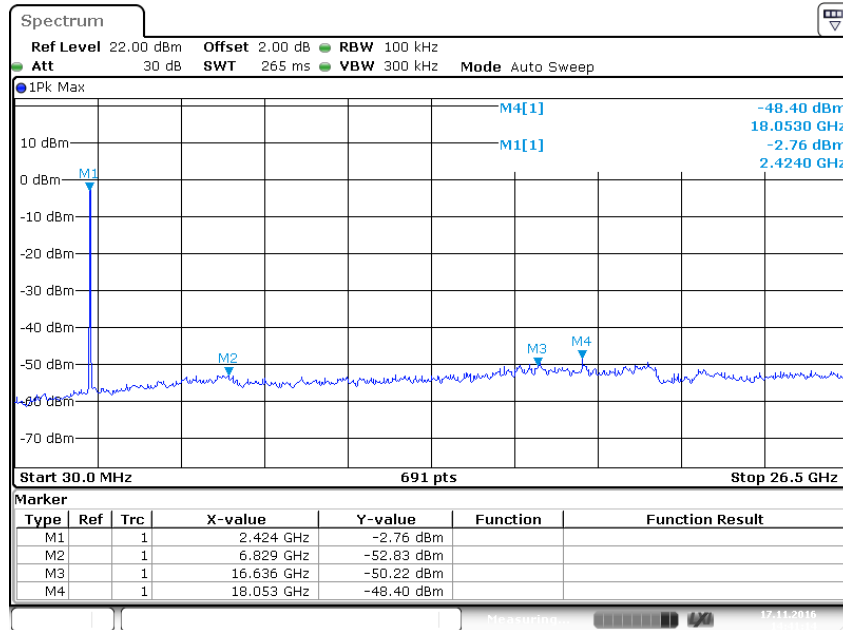
Date: 17.NOV.2016 10:56:49

Ant 1:
Low Channel



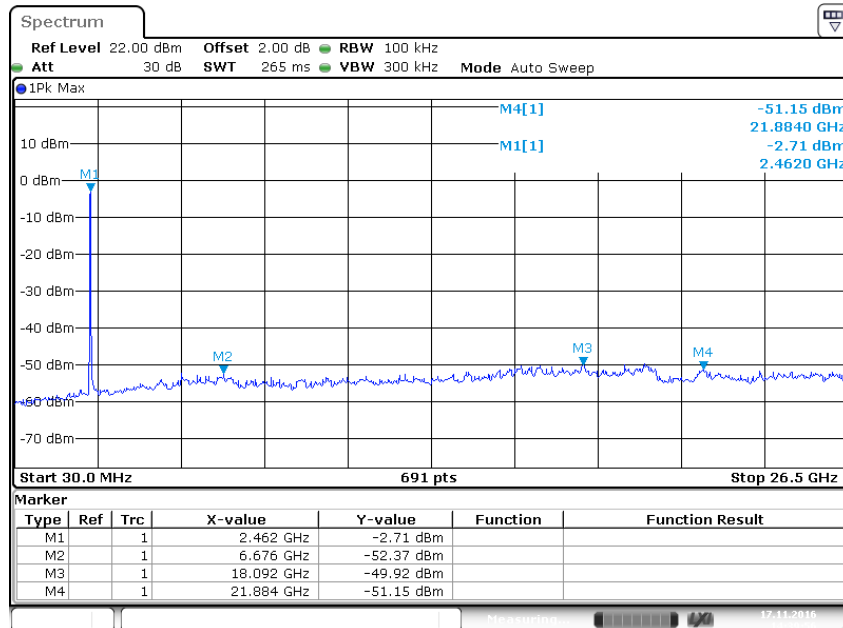
Date: 17.NOV.2016 14:42:13

Middle Channel



Date: 17.NOV.2016 14:41:14

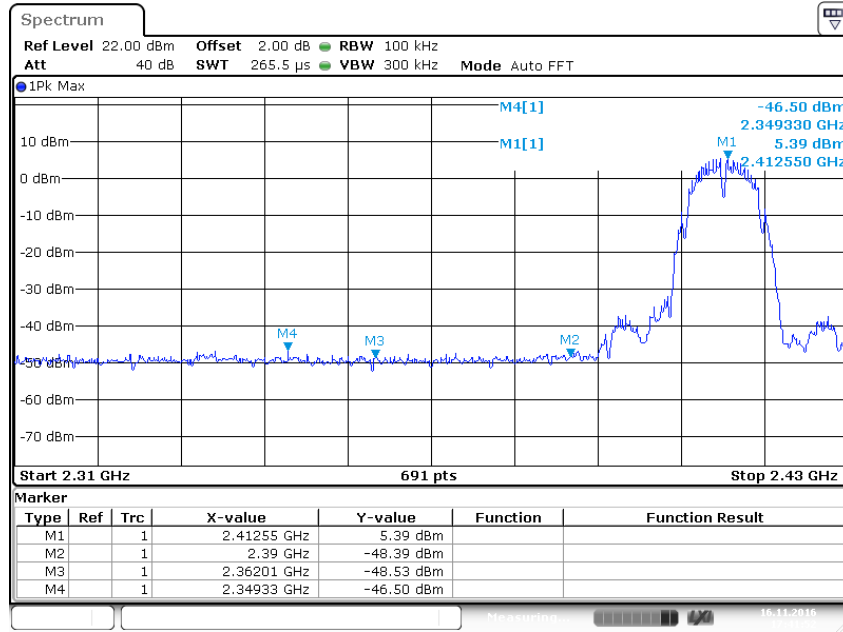
High Channel



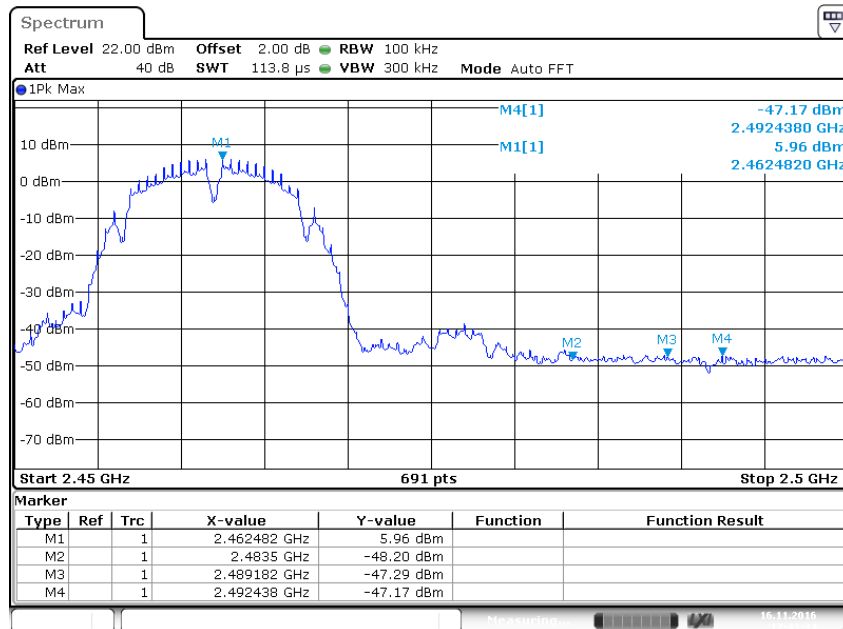
Date: 17.NOV.2016 14:39:56

Wi-Fi 802.11 b mode, Band Edge

Ant 0:

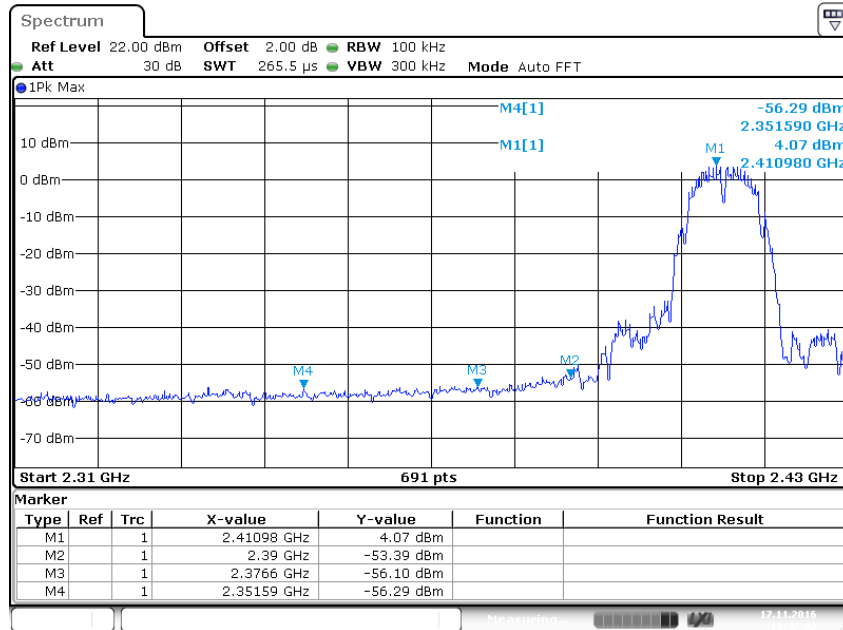


Date: 16.NOV.2016 17:41:52

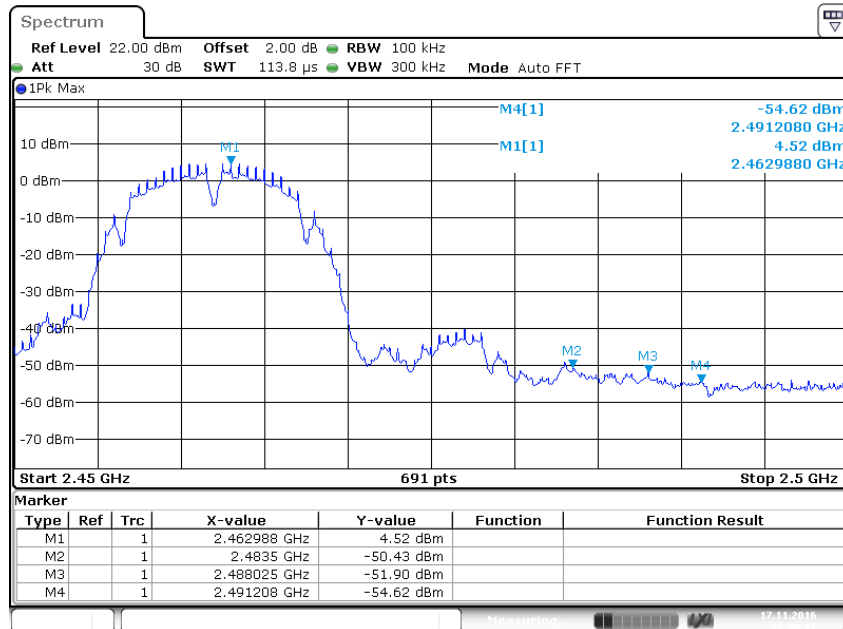


Date: 16.NOV.2016 17:43:34

Ant 1:



Date: 17.NOV.2016 11:47:02

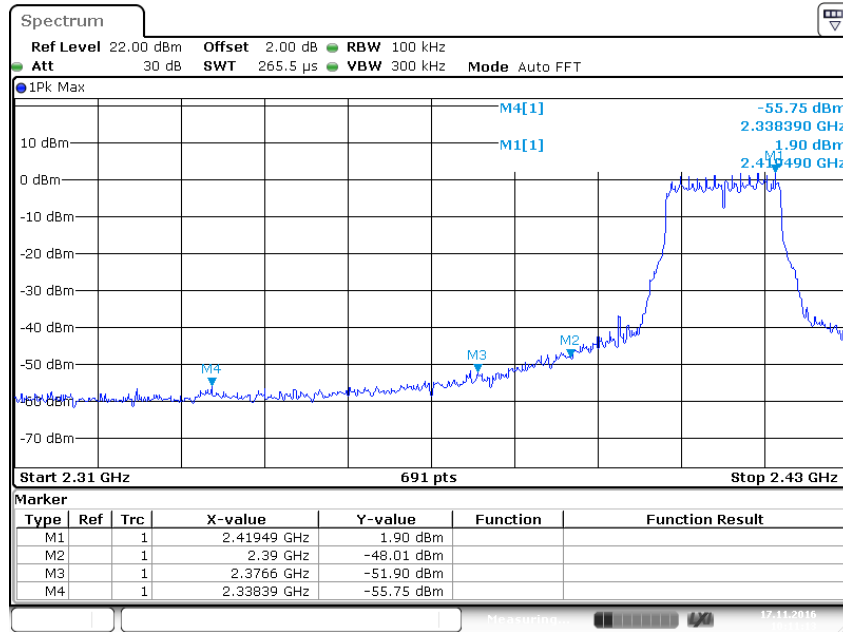


Date: 17.NOV.2016 11:48:11

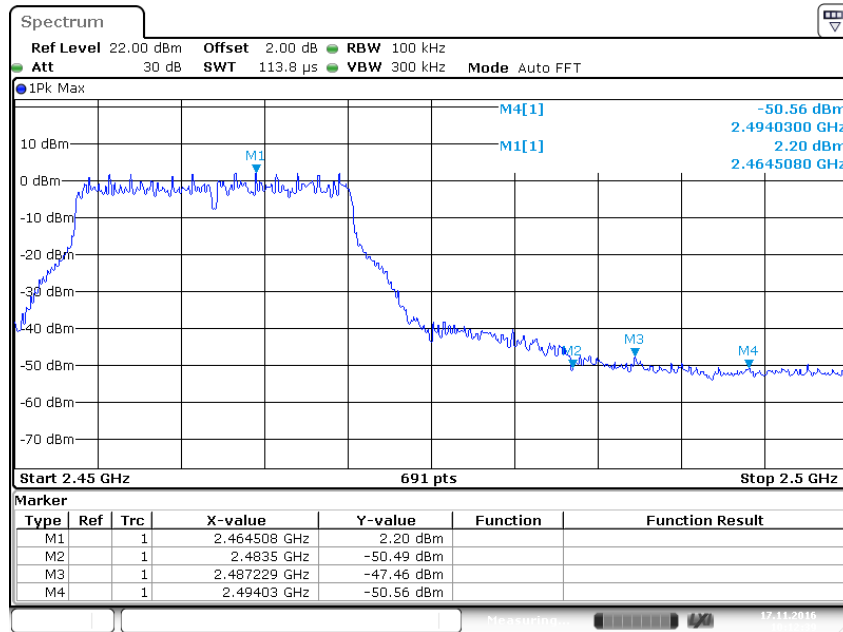
Produkte
 Products

Wi-Fi 802.11 g mode, Band Edge

Ant 0:

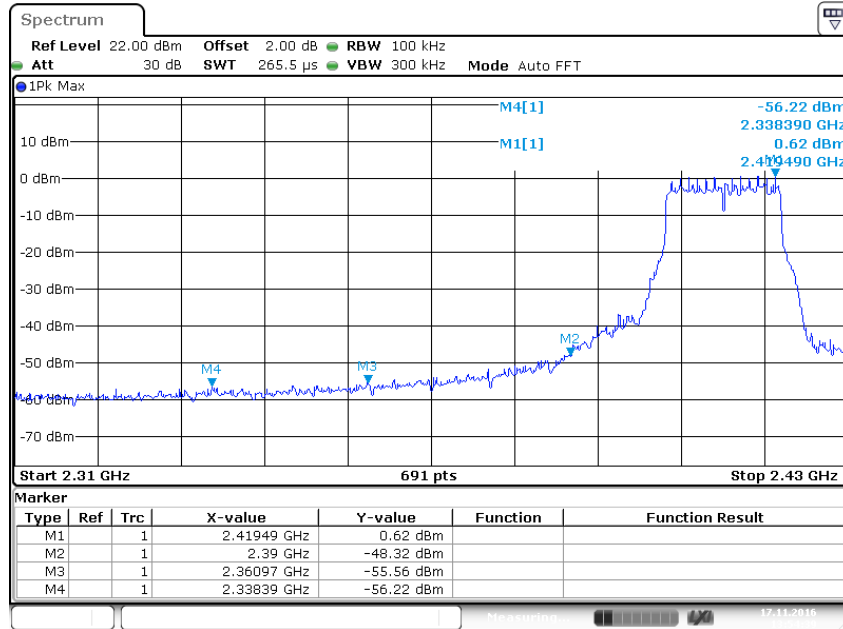


Date: 17.NOV.2016 10:11:13

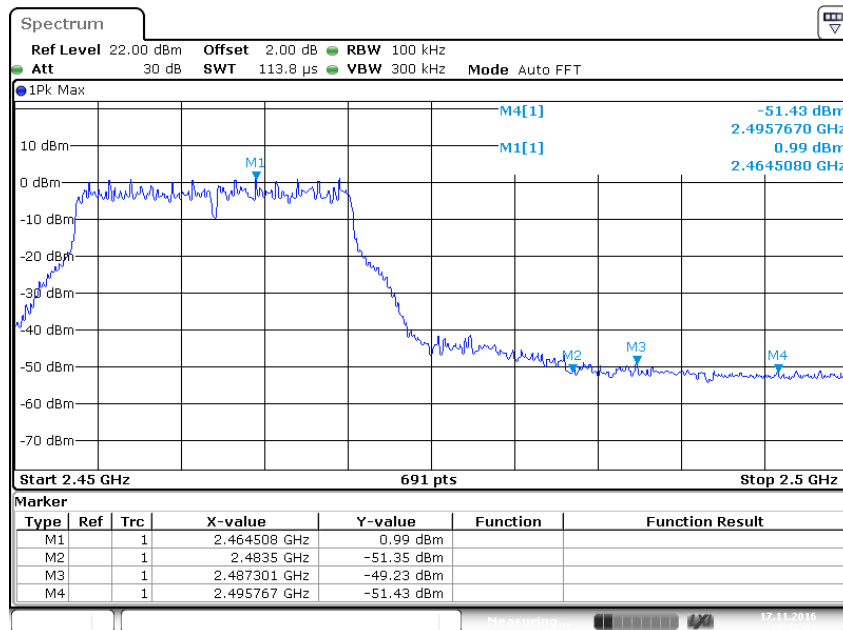


Date: 17.NOV.2016 10:12:39

Ant 1:



Date: 17.NOV.2016 13:54:39



Date: 17.NOV.2016 13:56:01

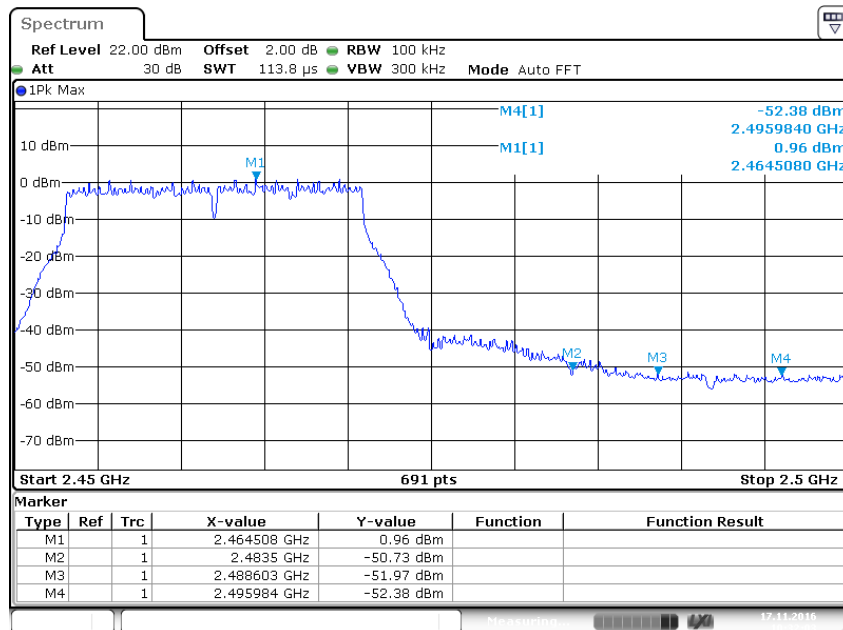
Produkte
 Products

Wi-Fi 802.11 n(HT20) mode, Band Edge

SISO
 Ant 0:



Date: 17.NOV.2016 10:30:57

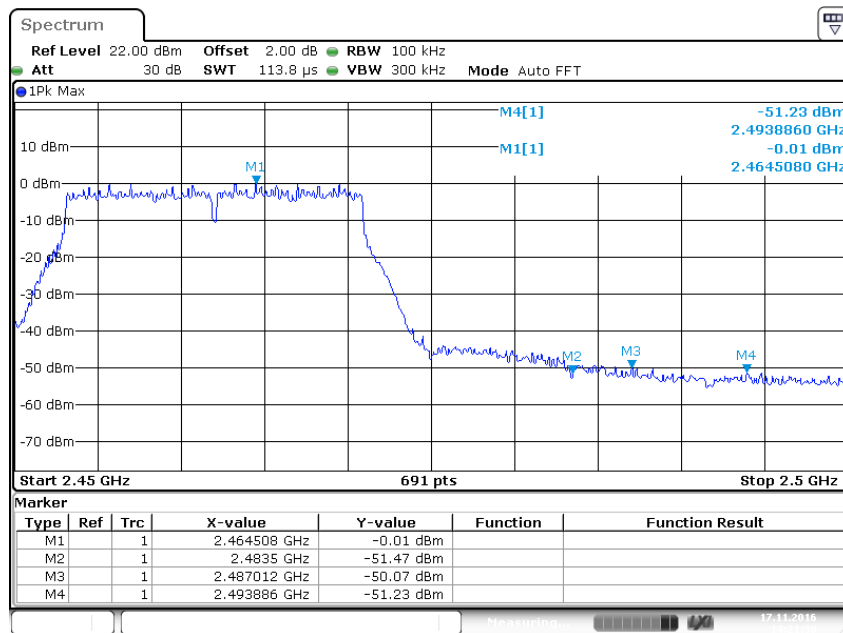


Date: 17.NOV.2016 10:32:04

Ant 1:



Date: 17.NOV.2016 14:20:17

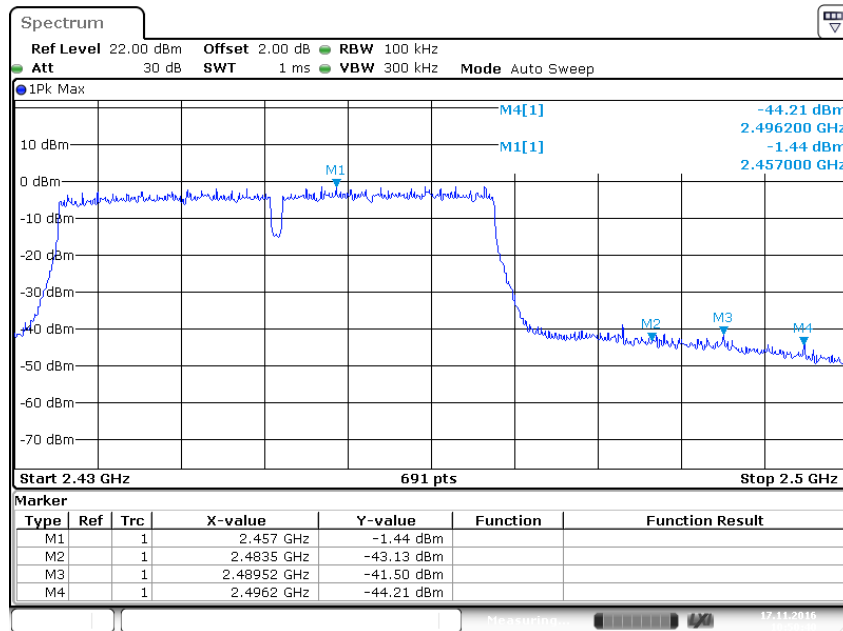
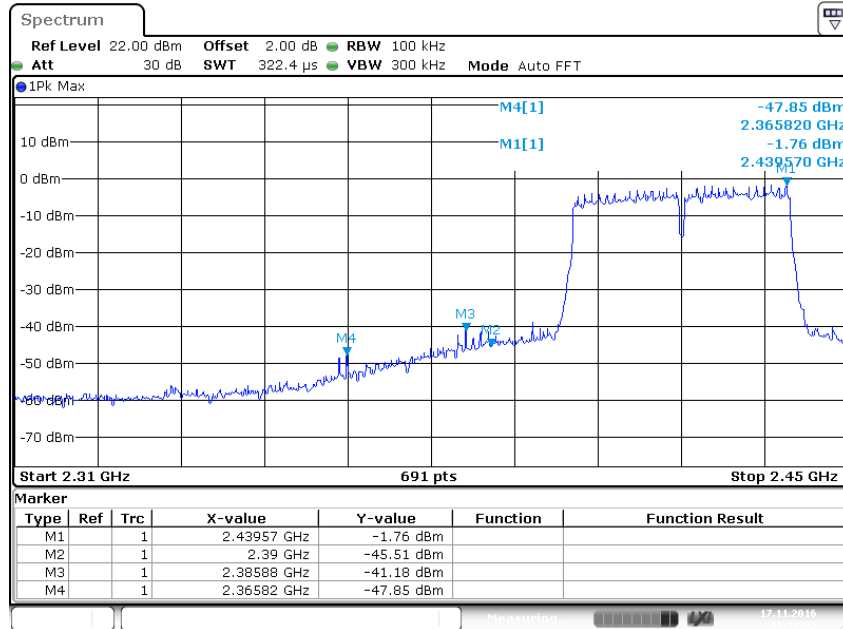


Date: 17.NOV.2016 14:21:30

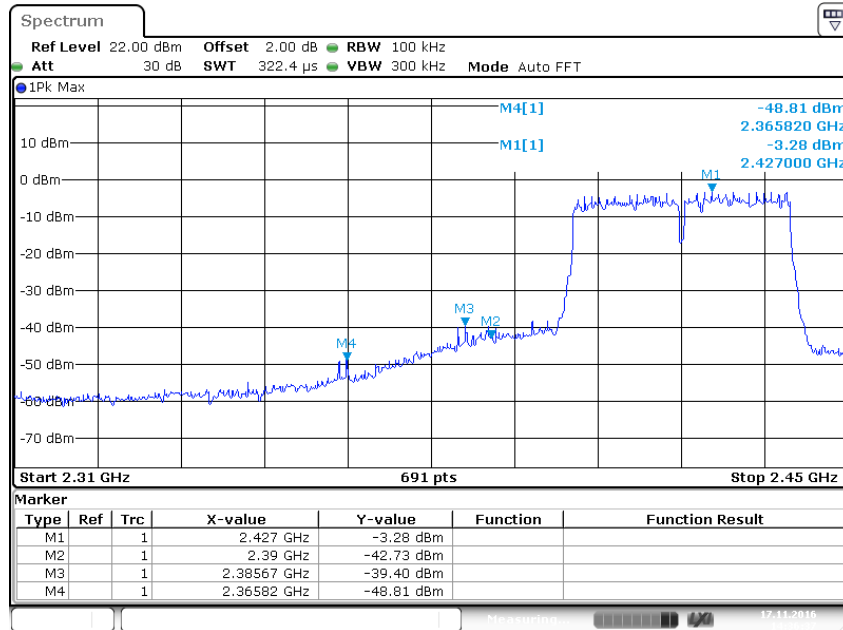
Produkte
 Products

Wi-Fi 802.11 n(HT40) mode, Band Edge

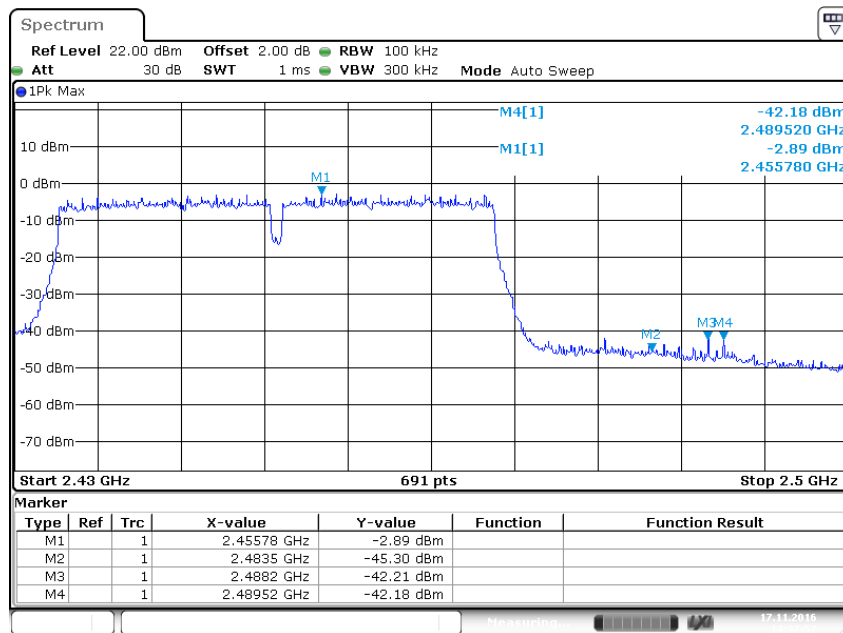
SISO
 Ant 0:



Ant 1:



Date: 17.NOV.2016 14:36:37



Date: 17.NOV.2016 14:37:57

Appendix B

Test Results of Wi-Fi 802.11b/g/n(HT20) of Radiated Emission and Conducted Emission Testing

APPENDIX B	1
APPENDIX B.1: RADIATED SPURIOUS EMISSIONS	2
<i>Wi-Fi 802.11 b mode, 1 Mbps</i>	2
<i>Wi-Fi 802.11 g mode, 6 Mbps</i>	14
<i>Wi-Fi 802.11 n(HT20) mode, MCS0</i>	26
<i>Wi-Fi 802.11 n(HT40) mode, MCS0</i>	38
APPENDIX B.2: RADIATED EMISSIONS IN RESTRICTED BANDS NEAR THE BAND EDGE	50
<i>Wi-Fi 802.11 b mode, 1 Mbps</i>	50
<i>Wi-Fi 802.11 g mode, 6 Mbps</i>	54
<i>Wi-Fi 802.11 n(HT20) mode, MCS0</i>	58
<i>Wi-Fi 802.11 n(HT40) mode, MCS0</i>	62
APPENDIX B.3: CONDUCTED EMISSION ON AC MAINS	66
<i>B mode</i>	66

NOTE

Testing was carried out within frequency range 9kHz to the tenth harmonics. The measurement results below 30MHz and above 18GHz were greater than 20dB below the limit, so only the radiated spurious emissions from 30MHz to 18GHz were reported. For the mode of 802.11b/g, the worst case spurious emissions of the chain ant 0 were reported, and for the mode of 802.11n, the worst case spurious emission of the chain ant 0+ant 1 were reported.

APPENDIX B.1: Radiated Spurious Emissions

Wi-Fi 802.11 b mode, 1 Mbps

ANT0

30MHz - 1GHz



ACCURATE TECHNOLOGY CO., LTD.

F1,Bldg,A,Changyuan New Material Port Keyuan Rd,
 Science & Industry Park,Nanshan Shenzhen,P.R.China

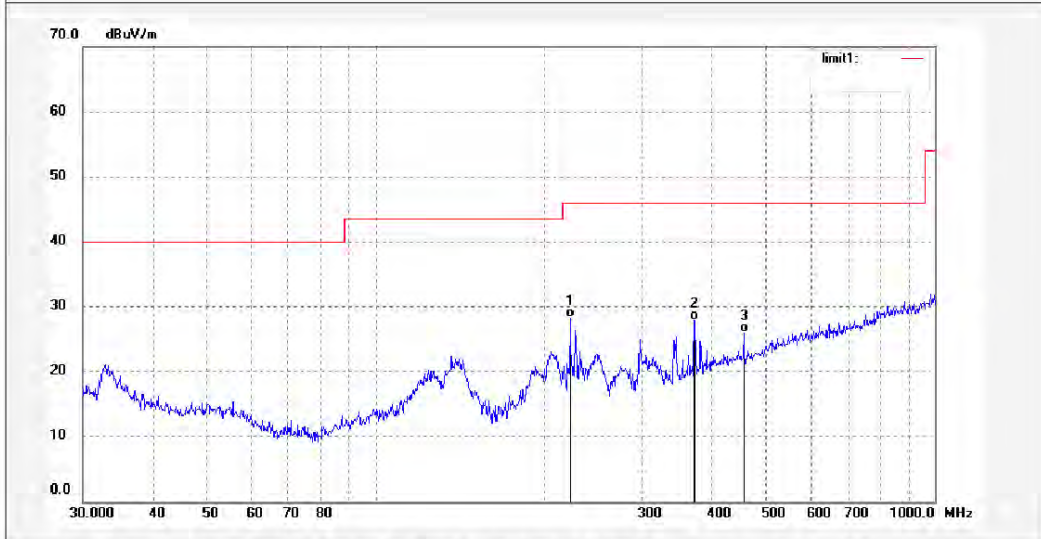
Site: 2# Chamber

Tel:+86-0755-26503290

Fax:+86-0755-26503396

Job No.: Igwade #4237	Polarization: Horizontal
Standard: FCC Class B 3M Radiated	Power Source: AC 120V/60Hz
Test item: Radiation Test	Date: 16/11/23/
Temp.(C)/Hum.(%) 23 C / 48 %	Time:
EUT: Media Player	Engineer Signature: LGWADE
Mode: TX 2412MHz	Distance: 3m
Model: P-PLA-103-YIT-02	

Note: 802.11b



No.	Freq. (MHz)	Reading (dBuV/m)	Factor (dB)	Result (dBuV/m)	Limit (dBuV/m)	Margin (dB)	Detector	Height (cm)	Degree (deg.)	Remark
1	222.9500	39.63	-11.35	28.28	46.00	-17.72	QP			
2	372.0045	35.08	-7.13	27.95	46.00	-18.05	QP			
3	455.9057	31.22	-5.25	25.97	46.00	-20.03	QP			

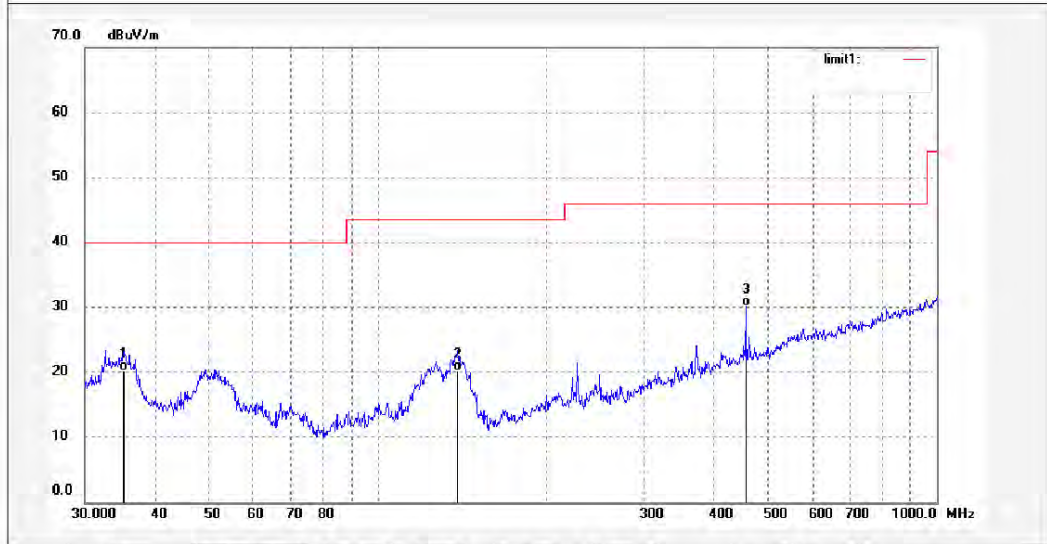


ACCURATE TECHNOLOGY CO., LTD.
F1,Bldg,A,Changyuan New Material Port Keyuan Rd,
Science & Industry Park,Nanshan Shenzhen,P.R.China

Site: 2# Chamber
Tel:+86-0755-26503290
Fax:+86-0755-26503396

Job No.: Igwade #4238	Polarization: Vertical
Standard: FCC Class B 3M Radiated	Power Source: AC 120V/60Hz
Test item: Radiation Test	Date: 16/11/23/
Temp.(C)/Hum.(%) 23 C / 48 %	Time:
EUT: Media Player	Engineer Signature: LGWADE
Mode: TX 2412MHz	Distance: 3m
Model: P-PLA-103-YIT-02	

Note: 802.11b



No.	Freq. (MHz)	Reading (dBuV/m)	Factor (dB)	Result (dBuV/m)	Limit (dBuV/m)	Margin (dB)	Detector	Height (cm)	Degree (deg.)	Remark
1	35.2511	30.69	-10.47	20.22	40.00	-19.78	QP			
2	139.3611	35.27	-14.97	20.30	43.50	-23.20	QP			
3	455.9057	35.46	-5.25	30.21	46.00	-15.79	QP			



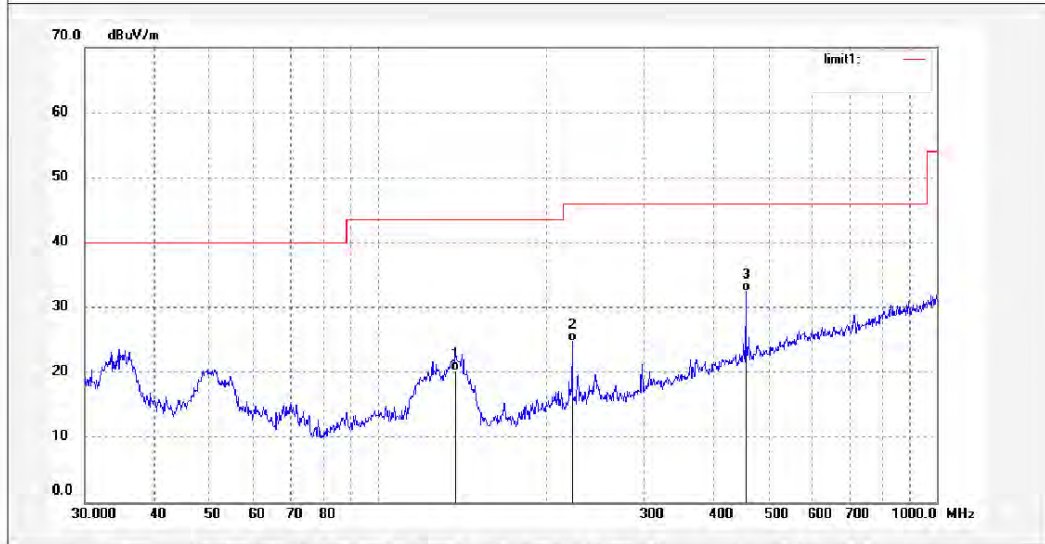
ACCURATE TECHNOLOGY CO., LTD.

F1,Bldg,A,Changyuan New Material Port Keyuan Rd,
Science & Industry Park,Nanshan Shenzhen,P.R.China

Site: 2# Chamber
Tel:+86-0755-26503290
Fax:+86-0755-26503396

Job No.: Igwade #4239	Polarization: Vertical
Standard: FCC Class B 3M Radiated	Power Source: AC 120V/60Hz
Test item: Radiation Test	Date: 16/11/23/
Temp.(C)/Hum.(%) 23 C / 48 %	Time:
EUT: Media Player	Engineer Signature: LGWADE
Mode: TX 2437MHz	Distance: 3m
Model: P-PLA-103-YIT-02	

Note: 802.11b



No.	Freq. (MHz)	Reading (dBuV/m)	Factor (dB)	Result (dBuV/m)	Limit (dBuV/m)	Margin (dB)	Detector	Height (cm)	Degree (deg.)	Remark
1	137.9028	34.88	-14.64	20.24	43.50	-23.26	QP			
2	222.9500	36.19	-11.35	24.84	46.00	-21.16	QP			
3	455.9057	37.78	-5.25	32.53	46.00	-13.47	QP			

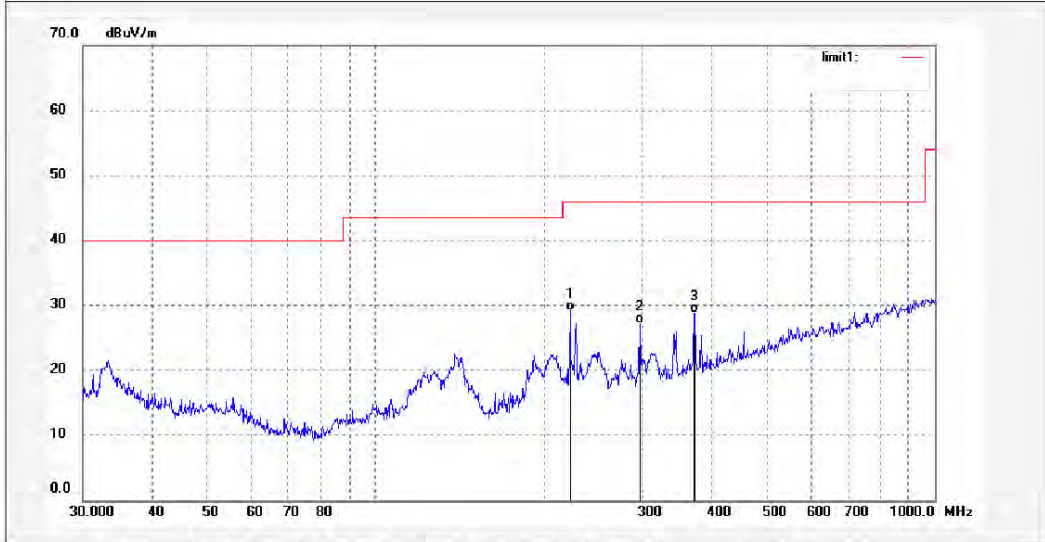


ACCURATE TECHNOLOGY CO., LTD.
F1,Bldg,A,Changyuan New Material Port Keyuan Rd,
Science & Industry Park,Nanshan Shenzhen,P.R.China

Site: 2# Chamber
Tel:+86-0755-26503290
Fax:+86-0755-26503396

Job No.: Igwade #4240	Polarization: Horizontal
Standard: FCC Class B 3M Radiated	Power Source: AC 120V/60Hz
Test item: Radiation Test	Date: 16/11/23/
Temp.(C)/Hum.(%) 23 C / 48 %	Time:
EUT: Media Player	Engineer Signature: LGWADE
Mode: TX 2437MHz	Distance: 3m
Model: P-PLA-103-YIT-02	

Note: 802.11b



No.	Freq. (MHz)	Reading (dBuV/m)	Factor (dB)	Result (dBuV/m)	Limit (dBuV/m)	Margin (dB)	Detector	Height (cm)	Degree (deg.)	Remark
1	222.9500	40.57	-11.35	29.22	46.00	-16.78	QP			
2	297.2241	36.26	-9.06	27.20	46.00	-18.80	QP			
3	372.0045	35.97	-7.13	28.84	46.00	-17.16	QP			

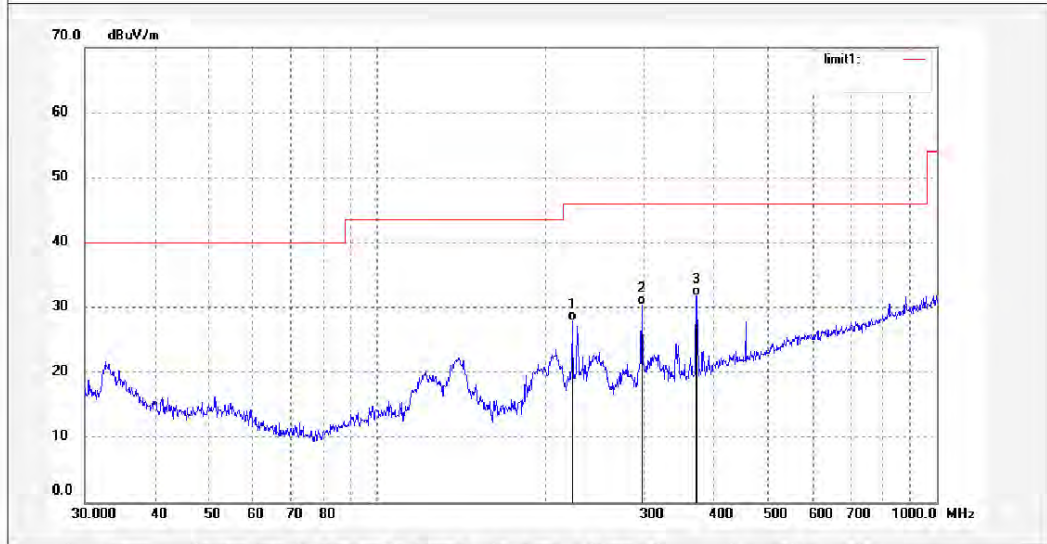


ACCURATE TECHNOLOGY CO., LTD.
F1,Bldg,A,Changyuan New Material Port Keyuan Rd,
Science & Industry Park,Nanshan Shenzhen,P.R.China

Site: 2# Chamber
Tel:+86-0755-26503290
Fax:+86-0755-26503396

Job No.: Igwade #4241	Polarization: Horizontal
Standard: FCC Class B 3M Radiated	Power Source: AC 120V/60Hz
Test item: Radiation Test	Date: 16/11/23/
Temp.(C)/Hum.(%) 23 C / 48 %	Time:
EUT: Media Player	Engineer Signature: LGWADE
Mode: TX 2462MHz	Distance: 3m
Model: P-PLA-103-YIT-02	

Note: 802.11b



No.	Freq. (MHz)	Reading (dBuV/m)	Factor (dB)	Result (dBuV/m)	Limit (dBuV/m)	Margin (dB)	Detector	Height (cm)	Degree (deg.)	Remark
1	222.9500	39.28	-11.35	27.93	46.00	-18.07	QP			
2	297.2241	39.36	-9.06	30.30	46.00	-15.70	QP			
3	372.0045	38.84	-7.13	31.71	46.00	-14.29	QP			

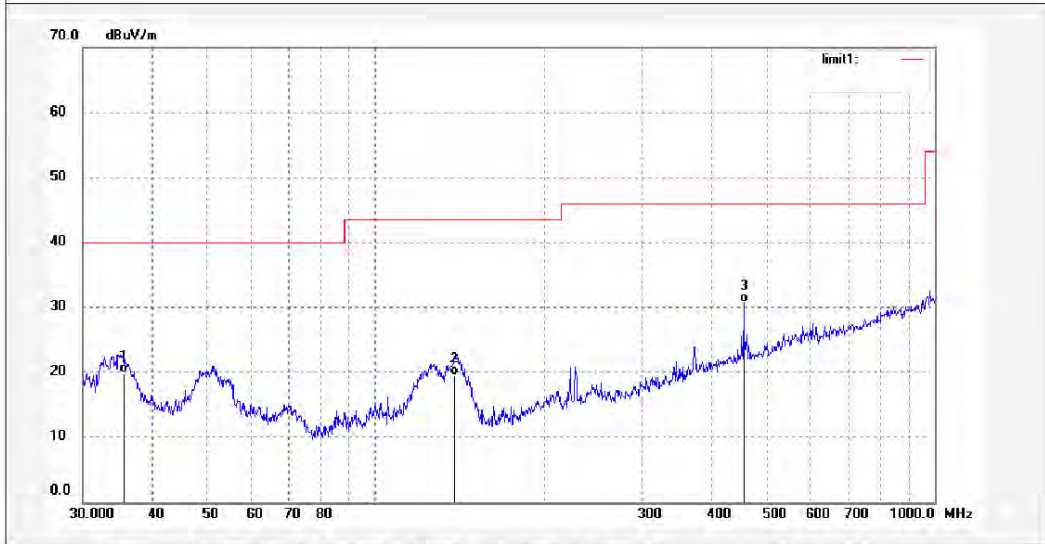


ACCURATE TECHNOLOGY CO., LTD.
F1,Bldg,A,Changyuan New Material Port Keyuan Rd,
Science & Industry Park,Nanshan Shenzhen,P.R.China

Site: 2# Chamber
Tel:+86-0755-26503290
Fax:+86-0755-26503396

Job No.: Igwade #4242	Polarization: Vertical
Standard: FCC Class B 3M Radiated	Power Source: AC 120V/60Hz
Test item: Radiation Test	Date: 16/11/23/
Temp.(C)/Hum.(%) 23 C / 48 %	Time:
EUT: Media Player	Engineer Signature: LGWADE
Mode: TX 2462MHz	Distance: 3m
Model: P-PLA-103-YIT-02	

Note: 802.11b



No.	Freq. (MHz)	Reading (dBuV/m)	Factor (dB)	Result (dBuV/m)	Limit (dBuV/m)	Margin (dB)	Detector	Height (cm)	Degree (deg.)	Remark
1	35.6240	30.40	-10.55	19.85	40.00	-20.15	QP			
2	138.8735	34.38	-14.87	19.51	43.50	-23.99	QP			
3	455.9057	36.01	-5.25	30.76	46.00	-15.24	QP			

1GHz - 18GHz

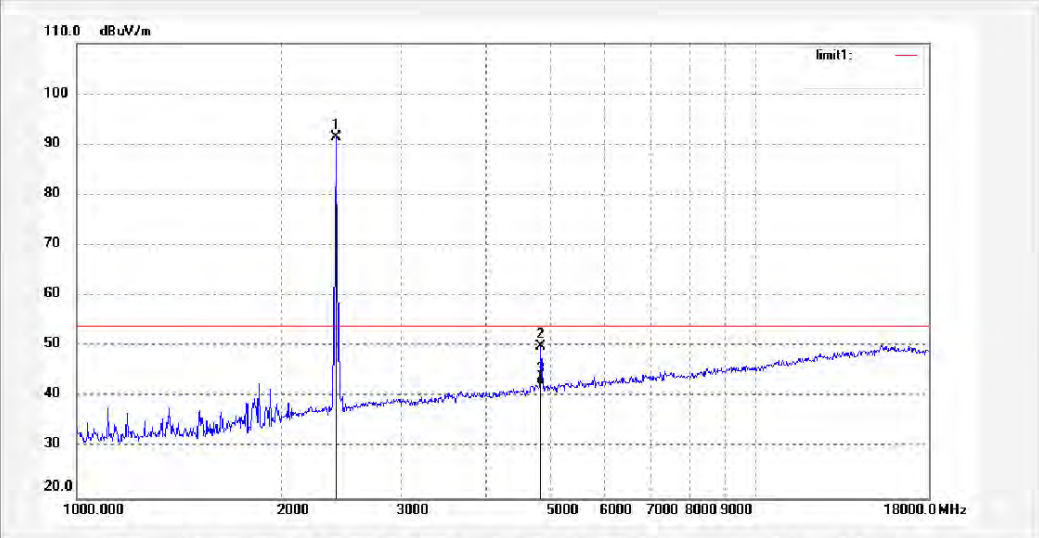


ACCURATE TECHNOLOGY CO., LTD.
F1,Bldg,A,Changyuan New Material Port Keyuan Rd,
Science & Industry Park,Nanshan Shenzhen,P.R.China

Site: 2# Chamber
Tel:+86-0755-26503290
Fax:+86-0755-26503396

Job No.: Igwade #4069	Polarization: Vertical
Standard: FCC Class B 3M Radiated	Power Source: AC 120V/60Hz
Test item: Radiation Test	Date: 16/11/09/
Temp.(C)/Hum.(%) 23 C / 48 %	Time:
EUT: Media Player	Engineer Signature: LGWADE
Mode: TX 2412MHz	Distance: 3m
Model: P-PLA-103-YIT-02	

Note: 802.11b



No.	Freq. (MHz)	Reading (dBuV/m)	Factor (dB)	Result (dBuV/m)	Limit (dBuV/m)	Margin (dB)	Detector	Height (cm)	Degree (deg.)	Remark
1	2412.000	98.93	-7.43	91.50	/	/	peak			
2	4824.275	50.25	-0.19	50.06	74.00	-23.94	peak			
3	4824.275	42.54	-0.19	42.35	54.00	-11.65	AVG			

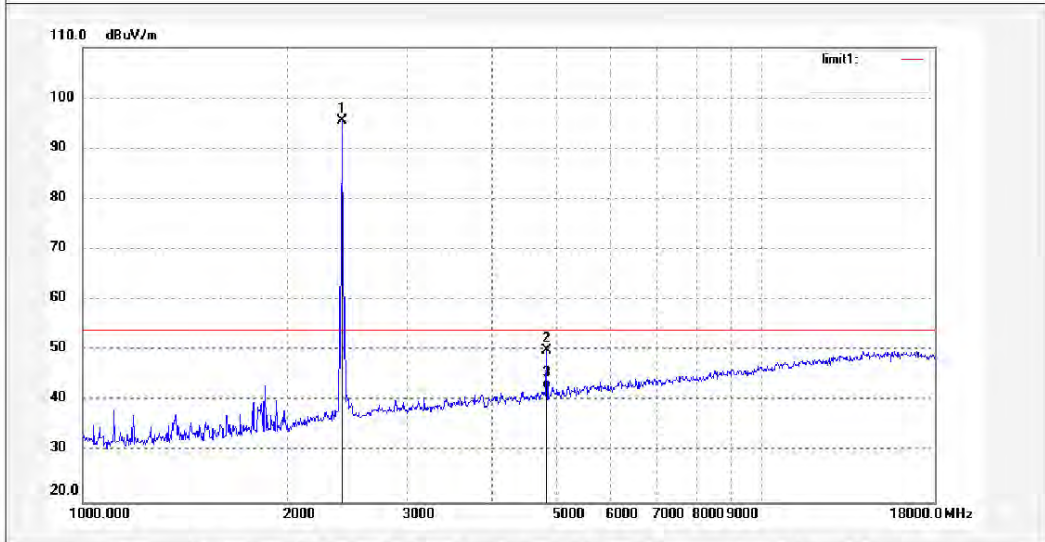


ACCURATE TECHNOLOGY CO., LTD.
F1,Bldg,A,Changyuan New Material Port Keyuan Rd,
Science & Industry Park,Nanshan Shenzhen,P.R.China

Site: 2# Chamber
Tel:+86-0755-26503290
Fax:+86-0755-26503396

Job No.: Igwade #4070	Polarization: Horizontal
Standard: FCC Class B 3M Radiated	Power Source: AC 120V/60Hz
Test item: Radiation Test	Date: 16/11/09/
Temp.(C)/Hum.(%) 23 C / 48 %	Time:
EUT: Media Player	Engineer Signature: LGWADE
Mode: TX 2412MHz	Distance: 3m
Model: P-PLA-103-YIT-02	

Note: 802.11b



No.	Freq. (MHz)	Reading (dBuV/m)	Factor (dB)	Result (dBuV/m)	Limit (dBuV/m)	Margin (dB)	Detector	Height (cm)	Degree (deg.)	Remark
1	2412.000	102.90	-7.43	95.47	/	/	peak			
2	4824.249	50.28	-0.19	50.09	74.00	-23.91	peak			
3	4824.249	42.54	-0.19	42.35	54.00	-11.65	AVG			

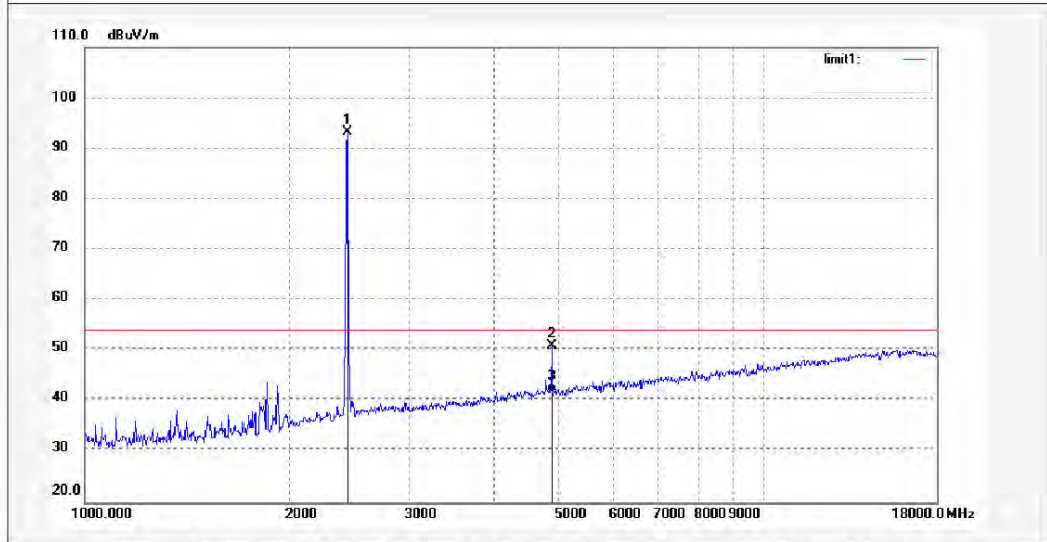


ACCURATE TECHNOLOGY CO., LTD.
F1,Bldg,A,Changyuan New Material Port Keyuan Rd,
Science & Industry Park,Nanshan Shenzhen,P.R.China

Site: 2# Chamber
Tel:+86-0755-26503290
Fax:+86-0755-26503396

Job No.: Igwade #4071	Polarization: Horizontal
Standard: FCC Class B 3M Radiated	Power Source: AC 120V/60Hz
Test item: Radiation Test	Date: 16/11/09/
Temp.(C)/Hum.(%) 23 C / 48 %	Time:
EUT: Media Player	Engineer Signature: LGWADE
Mode: TX 2437MHz	Distance: 3m
Model: P-PLA-103-YIT-02	

Note: 802.11b



No.	Freq. (MHz)	Reading (dBuV/m)	Factor (dB)	Result (dBuV/m)	Limit (dBuV/m)	Margin (dB)	Detector	Height (cm)	Degree (deg.)	Remark
1	2437.000	100.67	-7.36	93.31	/	/	peak			
2	4874.277	50.90	0.09	50.99	74.00	-23.01	peak			
3	4874.277	41.58	0.09	41.67	54.00	-12.33	AVG			

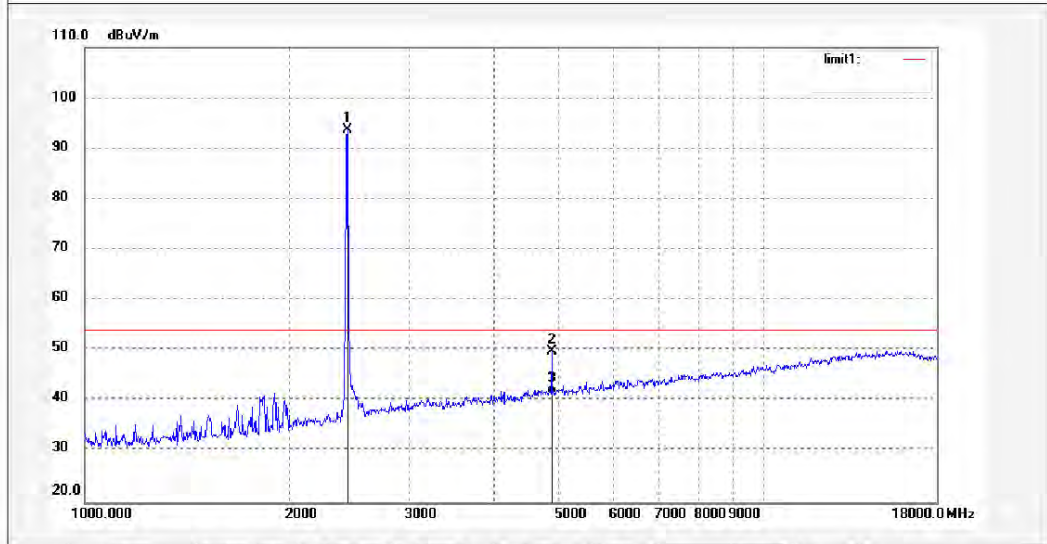


ACCURATE TECHNOLOGY CO., LTD.
F1,Bldg,A,Changyuan New Material Port Keyuan Rd,
Science & Industry Park,Nanshan Shenzhen,P.R.China

Site: 2# Chamber
Tel:+86-0755-26503290
Fax:+86-0755-26503396

Job No.: Igwade #4072	Polarization: Vertical
Standard: FCC Class B 3M Radiated	Power Source: AC 120V/60Hz
Test item: Radiation Test	Date: 16/11/09/
Temp.(C)/Hum.(%) 23 C / 48 %	Time:
EUT: Media Player	Engineer Signature: LGWADE
Mode: TX 2437MHz	Distance: 3m
Model: P-PLA-103-YIT-02	

Note: 802.11b



No.	Freq. (MHz)	Reading (dBuV/m)	Factor (dB)	Result (dBuV/m)	Limit (dBuV/m)	Margin (dB)	Detector	Height (cm)	Degree (deg.)	Remark
1	2437.000	101.13	-7.36	93.77	/	/	peak			
2	4874.262	49.64	0.09	49.73	74.00	-24.27	peak			
3	4874.262	41.24	0.09	41.33	54.00	-12.67	AVG			

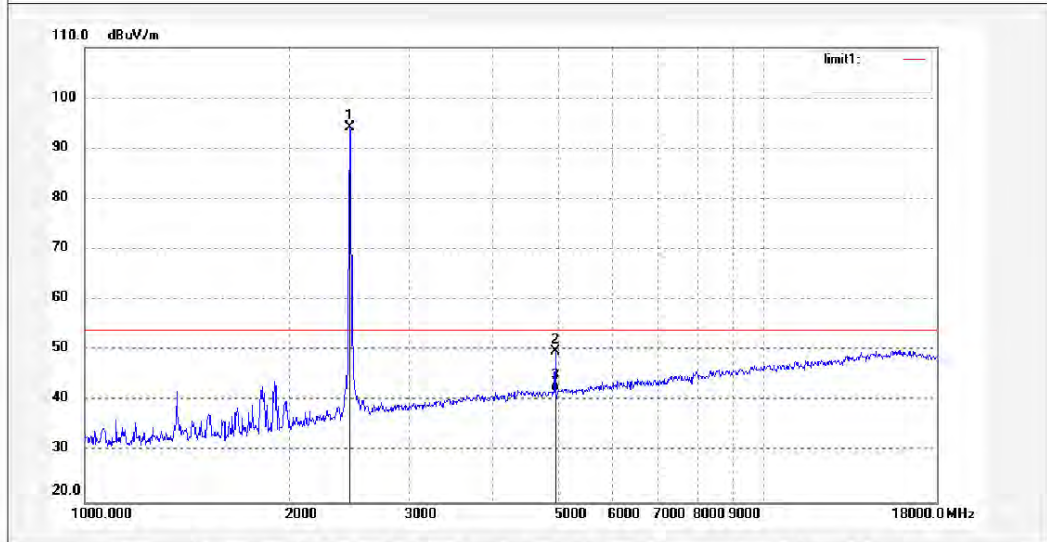


ACCURATE TECHNOLOGY CO., LTD.
F1,Bldg,A,Changyuan New Material Port Keyuan Rd,
Science & Industry Park,Nanshan Shenzhen,P.R.China

Site: 2# Chamber
Tel:+86-0755-26503290
Fax:+86-0755-26503396

Job No.: Igwade #4073	Polarization: Vertical
Standard: FCC Class B 3M Radiated	Power Source: AC 120V/60Hz
Test item: Radiation Test	Date: 16/11/09/
Temp.(C)/Hum.(%) 23 C / 48 %	Time:
EUT: Media Player	Engineer Signature: LGWADE
Mode: TX 2462MHz	Distance: 3m
Model: P-PLA-103-YIT-02	

Note: 802.11b



No.	Freq. (MHz)	Reading (dBuV/m)	Factor (dB)	Result (dBuV/m)	Limit (dBuV/m)	Margin (dB)	Detector	Height (cm)	Degree (deg.)	Remark
1	2462.000	101.51	-7.35	94.16	/	/	peak			
2	4924.273	49.57	0.34	49.91	74.00	-24.09	peak			
3	4924.273	41.53	0.34	41.87	54.00	-12.13	AVG			

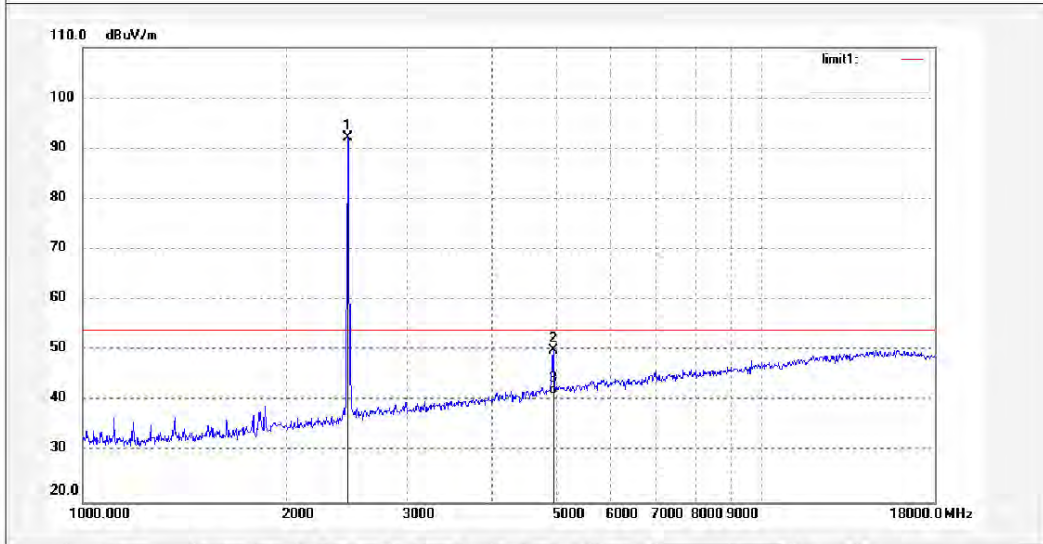


ACCURATE TECHNOLOGY CO., LTD.
F1,Bldg,A,Changyuan New Material Port Keyuan Rd,
Science & Industry Park,Nanshan Shenzhen,P.R.China

Site: 2# Chamber
Tel:+86-0755-26503290
Fax:+86-0755-26503396

Job No.: Igwade #4074	Polarization: Horizontal
Standard: FCC Class B 3M Radiated	Power Source: AC 120V/60Hz
Test item: Radiation Test	Date: 16/11/09/
Temp.(C)/Hum.(%) 23 C / 48 %	Time:
EUT: Media Player	Engineer Signature: LGWADE
Mode: TX 2462MHz	Distance: 3m
Model: P-PLA-103-YIT-02	

Note: 802.11b



No.	Freq. (MHz)	Reading (dBuV/m)	Factor (dB)	Result (dBuV/m)	Limit (dBuV/m)	Margin (dB)	Detector	Height (cm)	Degree (deg.)	Remark
1	2462.000	99.45	-7.35	92.10	/	/	peak			
2	4924.294	49.65	0.34	49.99	74.00	-24.01	peak			
3	4924.294	41.01	0.34	41.35	54.00	-12.65	AVG			

Wi-Fi 802.11 g mode, 6 Mbps

**ANT0
30MHz - 1GHz**



ACCURATE TECHNOLOGY CO., LTD.

F1,Bldg,A,Changyuan New Material Port Keyuan Rd,
Science & Industry Park,Nanshan Shenzhen,P.R.China

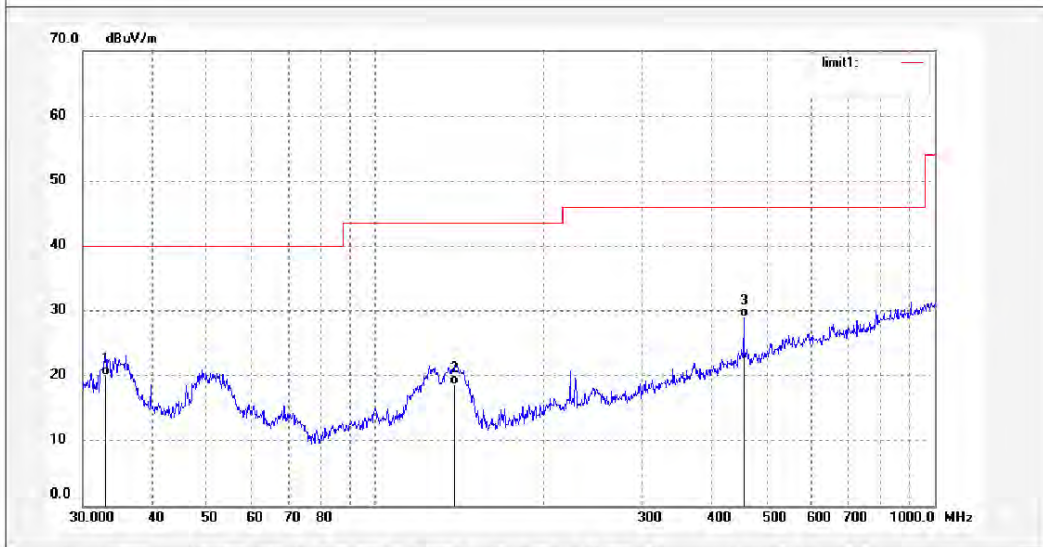
Site: 2# Chamber

Tel:+86-0755-26503290

Fax:+86-0755-26503396

Job No.: Igwade #4243	Polarization: Vertical
Standard: FCC Class B 3M Radiated	Power Source: AC 120V/60Hz
Test item: Radiation Test	Date: 16/11/23/
Temp.(C)/Hum.(%) 23 C / 48 %	Time:
EUT: Media Player	Engineer Signature: LGWADE
Mode: TX 2412MHz	Distance: 3m
Model: P-PLA-103-YIT-02	

Note: 802.11g



No.	Freq. (MHz)	Reading (dBuV/m)	Factor (dB)	Result (dBuV/m)	Limit (dBuV/m)	Margin (dB)	Detector	Height (cm)	Degree (deg.)	Remark
1	32.9791	29.85	-9.82	20.03	40.00	-19.97	QP			
2	138.8735	33.54	-14.87	18.67	43.50	-24.83	QP			
3	455.9057	34.29	-5.25	29.04	46.00	-16.96	QP			

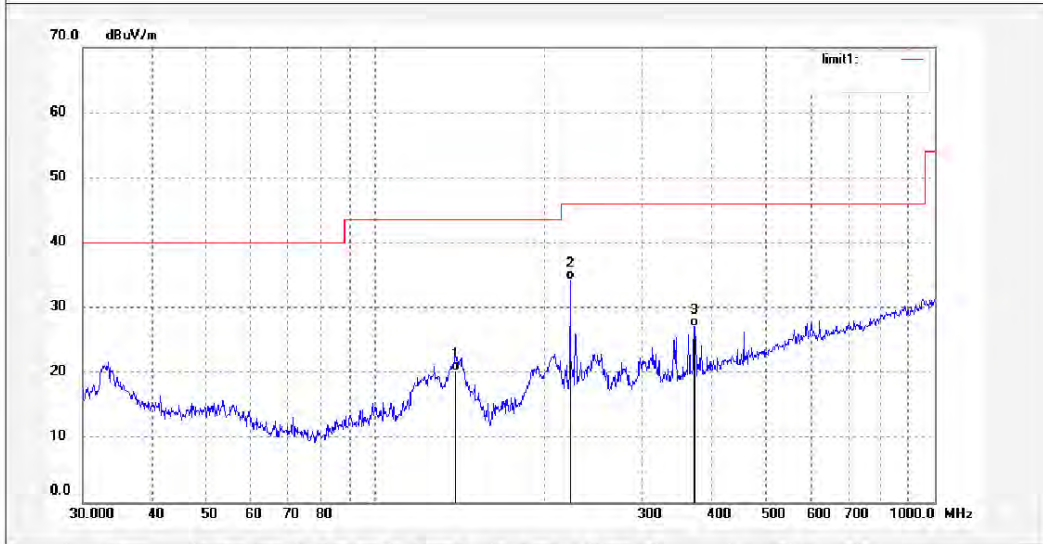


ACCURATE TECHNOLOGY CO., LTD.
F1,Bldg,A,Changyuan New Material Port Keyuan Rd,
Science & Industry Park,Nanshan Shenzhen,P.R.China

Site: 2# Chamber
Tel:+86-0755-26503290
Fax:+86-0755-26503396

Job No.: Igwade #4244	Polarization: Horizontal
Standard: FCC Class B 3M Radiated	Power Source: AC 120V/60Hz
Test item: Radiation Test	Date: 16/11/23/
Temp.(C)/Hum.(%) 23 C / 48 %	Time:
EUT: Media Player	Engineer Signature: LGWADE
Mode: TX 2412MHz	Distance: 3m
Model: P-PLA-103-YIT-02	

Note: 802.11g



No.	Freq. (MHz)	Reading (dBuV/m)	Factor (dB)	Result (dBuV/m)	Limit (dBuV/m)	Margin (dB)	Detector	Height (cm)	Degree (deg.)	Remark
1	139.3611	35.12	-14.97	20.15	43.50	-23.35	QP			
2	222.9500	45.65	-11.35	34.30	46.00	-11.70	QP			
3	372.0045	34.16	-7.13	27.03	46.00	-18.97	QP			

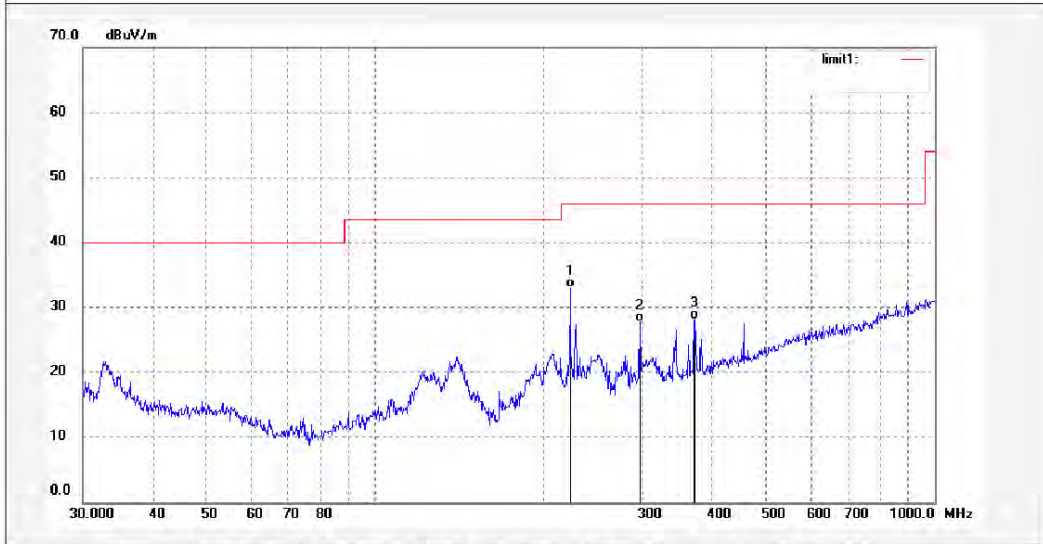


ACCURATE TECHNOLOGY CO., LTD.
F1,Bldg,A,Changyuan New Material Port Keyuan Rd,
Science & Industry Park,Nanshan Shenzhen,P.R.China

Site: 2# Chamber
Tel:+86-0755-26503290
Fax:+86-0755-26503396

Job No.: Igwade #4245	Polarization: Horizontal
Standard: FCC Class B 3M Radiated	Power Source: AC 120V/60Hz
Test item: Radiation Test	Date: 16/11/23/
Temp.(C)/Hum.(%) 23 C / 48 %	Time:
EUT: Media Player	Engineer Signature: LGWADE
Mode: TX 2437MHz	Distance: 3m
Model: P-PLA-103-YIT-02	

Note: 802.11g



No.	Freq. (MHz)	Reading (dBuV/m)	Factor (dB)	Result (dBuV/m)	Limit (dBuV/m)	Margin (dB)	Detector	Height (cm)	Degree (deg.)	Remark
1	222.9500	44.26	-11.35	32.91	46.00	-13.09	QP			
2	297.2241	36.86	-9.06	27.80	46.00	-18.20	QP			
3	372.0045	35.22	-7.13	28.09	46.00	-17.91	QP			

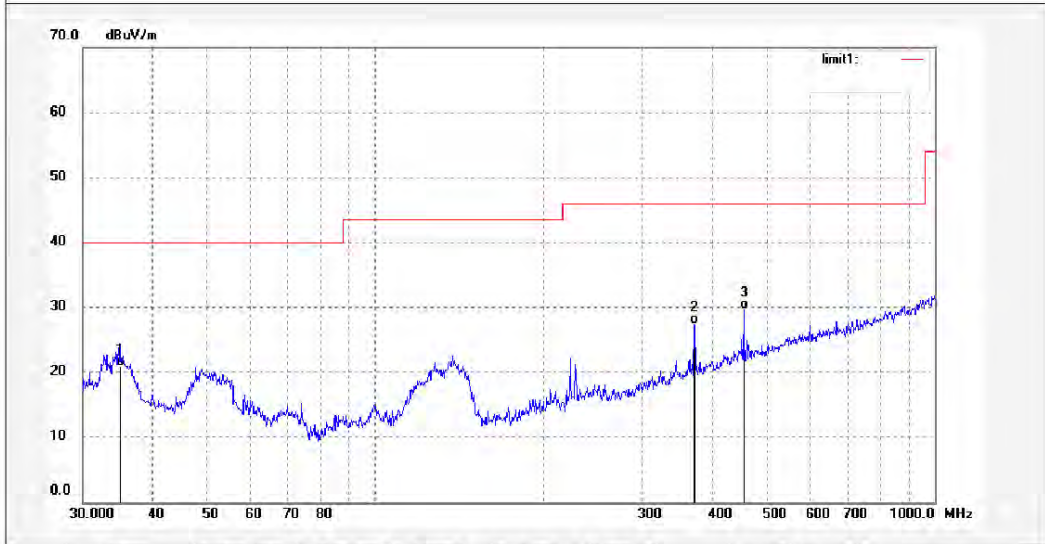


ACCURATE TECHNOLOGY CO., LTD.
F1,Bldg,A,Changyuan New Material Port Keyuan Rd,
Science & Industry Park,Nanshan Shenzhen,P.R.China

Site: 2# Chamber
Tel:+86-0755-26503290
Fax:+86-0755-26503396

Job No.: Igwade #4246	Polarization: Vertical
Standard: FCC Class B 3M Radiated	Power Source: AC 120V/60Hz
Test item: Radiation Test	Date: 16/11/23/
Temp.(C)/Hum.(%) 23 C / 48 %	Time:
EUT: Media Player	Engineer Signature: LGWADE
Mode: TX 2437MHz	Distance: 3m
Model: P-PLA-103-YIT-02	

Note: 802.11g



No.	Freq. (MHz)	Reading (dBuV/m)	Factor (dB)	Result (dBuV/m)	Limit (dBuV/m)	Margin (dB)	Detector	Height (cm)	Degree (deg.)	Remark
1	35.0048	31.40	-10.41	20.99	40.00	-19.01	QP			
2	372.0045	34.56	-7.13	27.43	46.00	-18.57	QP			
3	455.9057	34.98	-5.25	29.73	46.00	-16.27	QP			



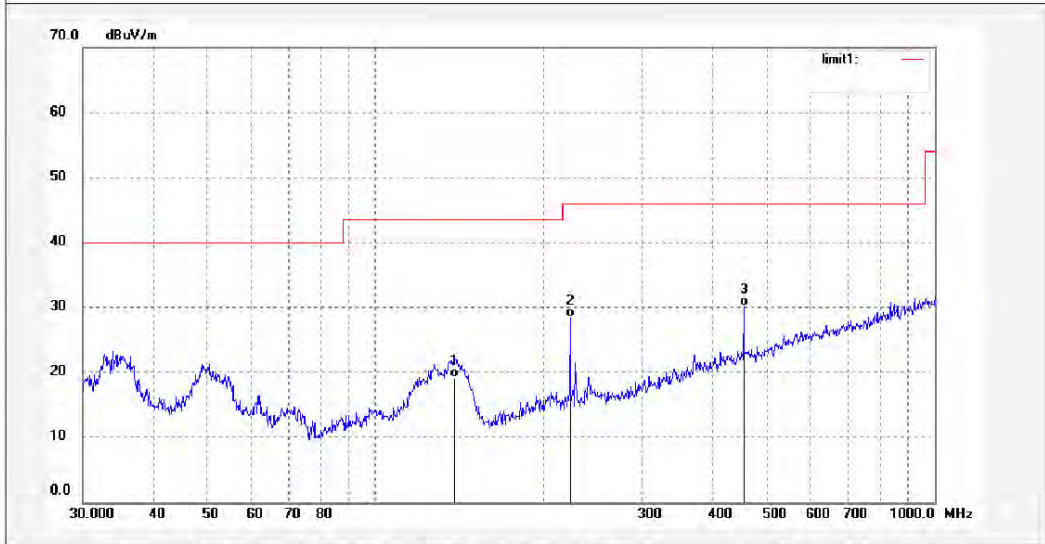
ACCURATE TECHNOLOGY CO., LTD.

F1,Bldg,A,Changyuan New Material Port Keyuan Rd,
Science & Industry Park,Nanshan Shenzhen,P.R.China

Site: 2# Chamber
Tel:+86-0755-26503290
Fax:+86-0755-26503396

Job No.: Igwade #4247	Polarization: Vertical
Standard: FCC Class B 3M Radiated	Power Source: AC 120V/60Hz
Test item: Radiation Test	Date: 16/11/23/
Temp.(C)/Hum.(%) 23 C / 48 %	Time:
EUT: Media Player	Engineer Signature: LGWADE
Mode: TX 2462MHz	Distance: 3m
Model: P-PLA-103-YIT-02	

Note: 802.11g



No.	Freq. (MHz)	Reading (dBuV/m)	Factor (dB)	Result (dBuV/m)	Limit (dBuV/m)	Margin (dB)	Detector	Height (cm)	Degree (deg.)	Remark
1	138.3873	33.99	-14.76	19.23	43.50	-24.27	QP			
2	222.9499	39.85	-11.35	28.50	46.00	-17.50	QP			
3	455.9057	35.46	-5.25	30.21	46.00	-15.79	QP			

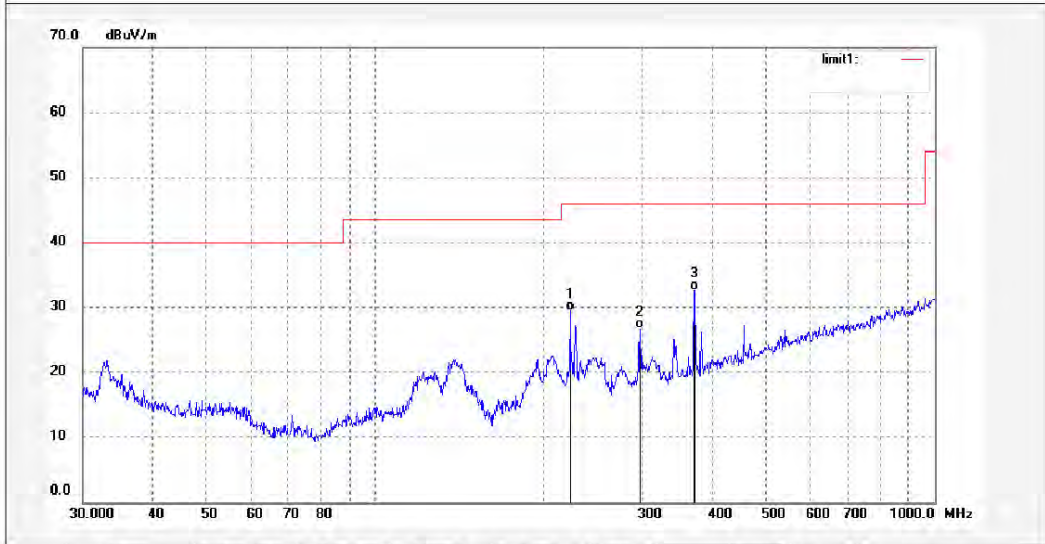


ACCURATE TECHNOLOGY CO., LTD.
F1,Bldg,A,Changyuan New Material Port Keyuan Rd,
Science & Industry Park,Nanshan Shenzhen,P.R.China

Site: 2# Chamber
Tel:+86-0755-26503290
Fax:+86-0755-26503396

Job No.: Igwade #4248	Polarization: Horizontal
Standard: FCC Class B 3M Radiated	Power Source: AC 120V/60Hz
Test item: Radiation Test	Date: 16/11/23/
Temp.(C)/Hum.(%) 23 C / 48 %	Time:
EUT: Media Player	Engineer Signature: LGWADE
Mode: TX 2462MHz	Distance: 3m
Model: P-PLA-103-YIT-02	

Note: 802.11g



No.	Freq. (MHz)	Reading (dBuV/m)	Factor (dB)	Result (dBuV/m)	Limit (dBuV/m)	Margin (dB)	Detector	Height (cm)	Degree (deg.)	Remark
1	222.9500	40.86	-11.35	29.51	46.00	-16.49	QP			
2	297.2241	35.80	-9.06	26.74	46.00	-19.26	QP			
3	372.0045	39.77	-7.13	32.64	46.00	-13.36	QP			

1GHz - 18GHz

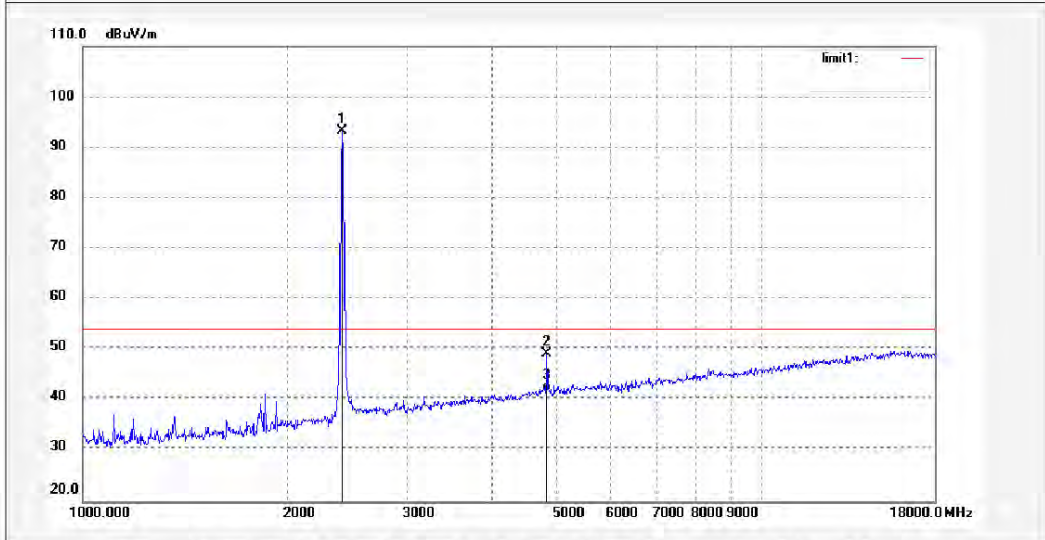


ACCURATE TECHNOLOGY CO., LTD.
F1,Bldg,A,Changyuan New Material Port Keyuan Rd,
Science & Industry Park,Nanshan Shenzhen,P.R.China

Site: 2# Chamber
Tel:+86-0755-26503290
Fax:+86-0755-26503396

Job No.: Igwade #4075	Polarization: Horizontal
Standard: FCC Class B 3M Radiated	Power Source: AC 120V/60Hz
Test item: Radiation Test	Date: 16/11/09/
Temp.(C)/Hum.(%) 23 C / 48 %	Time:
EUT: Media Player	Engineer Signature: LGWADE
Mode: TX 2412MHz	Distance: 3m
Model: P-PLA-103-YIT-02	

Note: 802.11g



No.	Freq. (MHz)	Reading (dBuV/m)	Factor (dB)	Result (dBuV/m)	Limit (dBuV/m)	Margin (dB)	Detector	Height (cm)	Degree (deg.)	Remark
1	2412.000	100.58	-7.43	93.15	/	/	peak			
2	4824.258	49.34	-0.19	49.15	74.00	-24.85	peak			
3	4824.258	41.84	-0.19	41.65	54.00	-12.35	AVG			

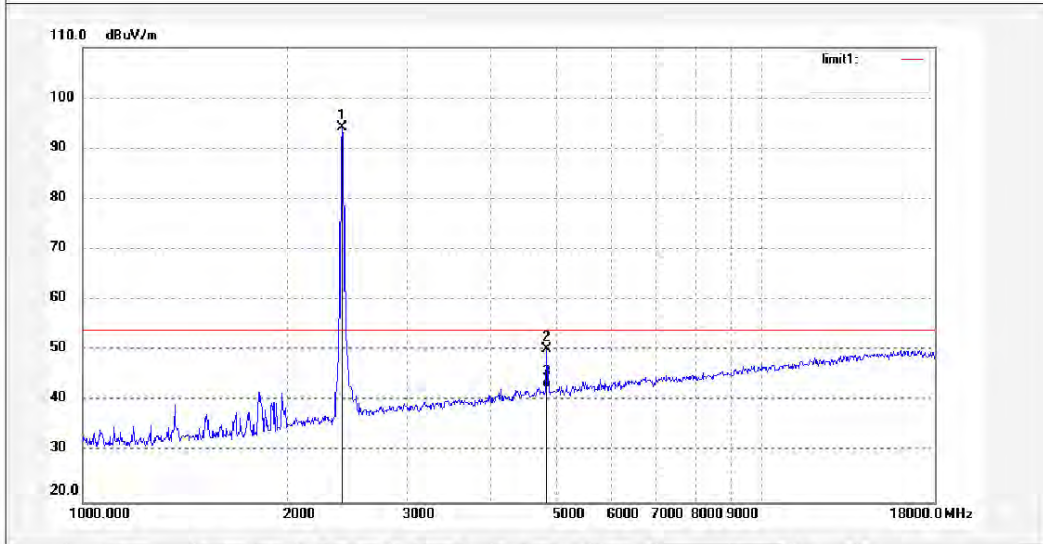


ACCURATE TECHNOLOGY CO., LTD.
F1,Bldg,A,Changyuan New Material Port Keyuan Rd,
Science & Industry Park,Nanshan Shenzhen,P.R.China

Site: 2# Chamber
Tel:+86-0755-26503290
Fax:+86-0755-26503396

Job No.: Igwade #4076	Polarization: Vertical
Standard: FCC Class B 3M Radiated	Power Source: AC 120V/60Hz
Test item: Radiation Test	Date: 16/11/09/
Temp.(C)/Hum.(%) 23 C / 48 %	Time:
EUT: Media Player	Engineer Signature: LGWADE
Mode: TX 2412MHz	Distance: 3m
Model: P-PLA-103-YIT-02	

Note: 802.11g



No.	Freq. (MHz)	Reading (dBuV/m)	Factor (dB)	Result (dBuV/m)	Limit (dBuV/m)	Margin (dB)	Detector	Height (cm)	Degree (deg.)	Remark
1	2412.000	101.57	-7.43	94.14	/	/	peak			
2	4824.269	50.50	-0.19	50.31	74.00	-23.69	peak			
3	4824.269	42.86	-0.19	42.67	54.00	-11.33	AVG			

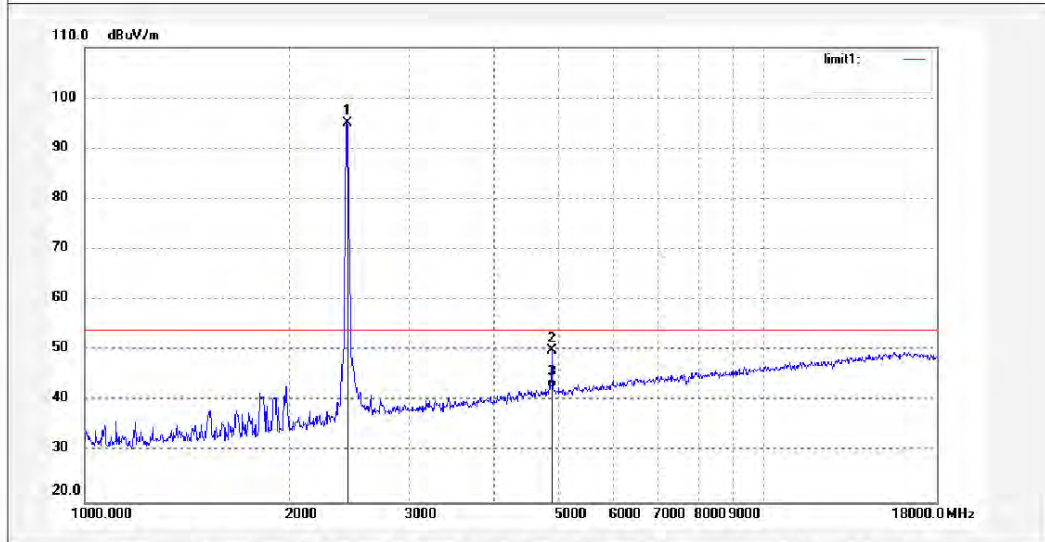


ACCURATE TECHNOLOGY CO., LTD.
F1,Bldg,A,Changyuan New Material Port Keyuan Rd,
Science & Industry Park,Nanshan Shenzhen,P.R.China

Site: 2# Chamber
Tel:+86-0755-26503290
Fax:+86-0755-26503396

Job No.: Igwade #4077	Polarization: Vertical
Standard: FCC Class B 3M Radiated	Power Source: AC 120V/60Hz
Test item: Radiation Test	Date: 16/11/09/
Temp.(C)/Hum.(%) 23 C / 48 %	Time:
EUT: Media Player	Engineer Signature: LGWADE
Mode: TX 2437MHz	Distance: 3m
Model: P-PLA-103-YIT-02	

Note: 802.11g



No.	Freq. (MHz)	Reading (dBuV/m)	Factor (dB)	Result (dBuV/m)	Limit (dBuV/m)	Margin (dB)	Detector	Height (cm)	Degree (deg.)	Remark
1	2437.000	102.36	-7.36	95.00	/	/	peak			
2	4874.279	50.01	0.09	50.10	74.00	-23.90	peak			
3	4874.279	42.56	0.09	42.65	54.00	-11.35	AVG			

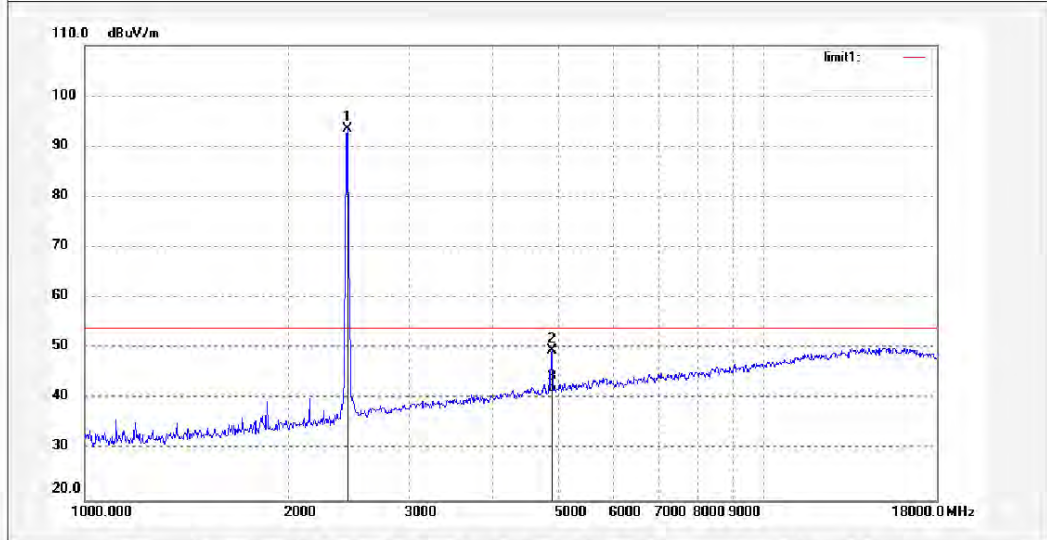


ACCURATE TECHNOLOGY CO., LTD.
F1,Bldg,A,Changyuan New Material Port Keyuan Rd,
Science & Industry Park,Nanshan Shenzhen,P.R.China

Site: 2# Chamber
Tel:+86-0755-26503290
Fax:+86-0755-26503396

Job No.: Igwade #4078	Polarization: Horizontal
Standard: FCC Class B 3M Radiated	Power Source: AC 120V/60Hz
Test item: Radiation Test	Date: 16/11/09/
Temp.(C)/Hum.(%) 23 C / 48 %	Time:
EUT: Media Player	Engineer Signature: LGWADE
Mode: TX 2437MHz	Distance: 3m
Model: P-PLA-103-YIT-02	

Note: 802.11g



No.	Freq. (MHz)	Reading (dBuV/m)	Factor (dB)	Result (dBuV/m)	Limit (dBuV/m)	Margin (dB)	Detector	Height (cm)	Degree (deg.)	Remark
1	2437.000	100.87	-7.36	93.51	/	/	peak			
2	4874.281	49.43	0.09	49.52	74.00	-24.48	peak			
3	4874.281	41.26	0.09	41.35	54.00	-12.65	AVG			

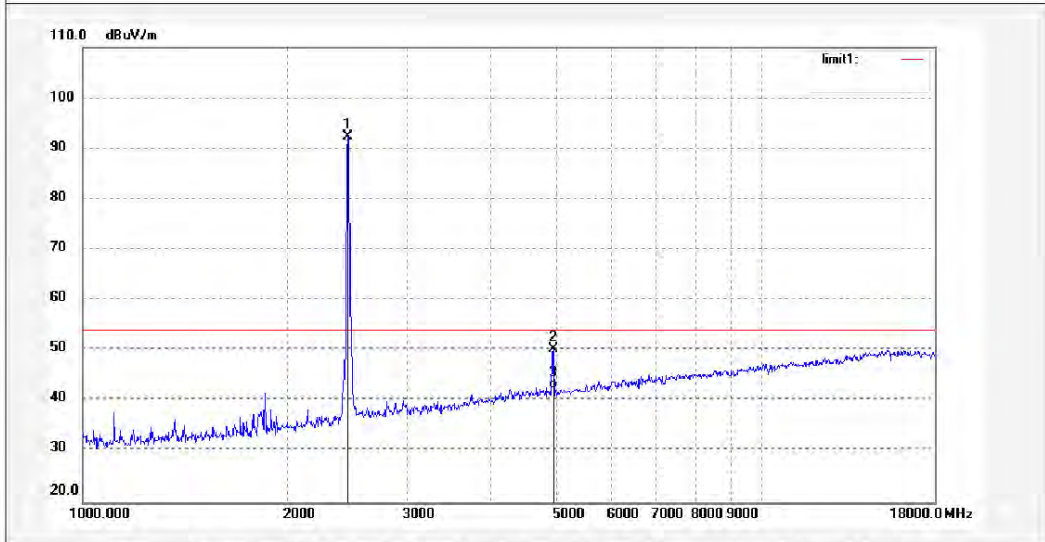


ACCURATE TECHNOLOGY CO., LTD.
F1,Bldg,A,Changyuan New Material Port Keyuan Rd,
Science & Industry Park,Nanshan Shenzhen,P.R.China

Site: 2# Chamber
Tel:+86-0755-26503290
Fax:+86-0755-26503396

Job No.: Igwade #4079	Polarization: Horizontal
Standard: FCC Class B 3M Radiated	Power Source: AC 120V/60Hz
Test item: Radiation Test	Date: 16/11/09/
Temp.(C)/Hum.(%) 23 C / 48 %	Time:
EUT: Media Player	Engineer Signature: LGWADE
Mode: TX 2462MHz	Distance: 3m
Model: P-PLA-103-YIT-02	

Note: 802.11g



No.	Freq. (MHz)	Reading (dBuV/m)	Factor (dB)	Result (dBuV/m)	Limit (dBuV/m)	Margin (dB)	Detector	Height (cm)	Degree (deg.)	Remark
1	2462.000	99.64	-7.35	92.29	/	/	peak			
2	4924.267	49.84	0.34	50.18	74.00	-23.82	peak			
3	4924.267	42.01	0.34	42.35	54.00	-11.65	AVG			

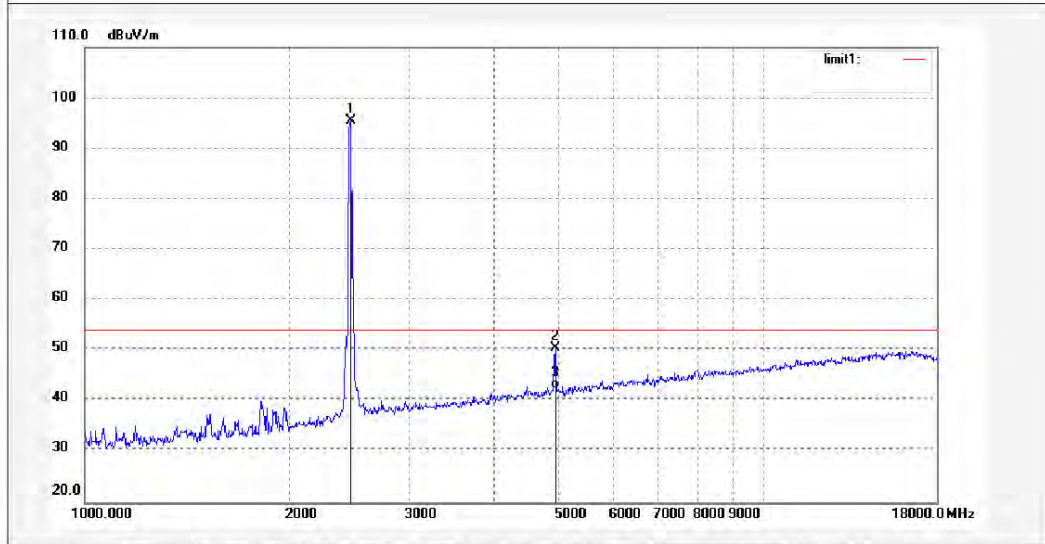


ACCURATE TECHNOLOGY CO., LTD.
F1,Bldg,A,Changyuan New Material Port Keyuan Rd,
Science & Industry Park,Nanshan Shenzhen,P.R.China

Site: 2# Chamber
Tel:+86-0755-26503290
Fax:+86-0755-26503396

Job No.: Igwade #4080	Polarization: Vertical
Standard: FCC Class B 3M Radiated	Power Source: AC 120V/60Hz
Test item: Radiation Test	Date: 16/11/09/
Temp.(C)/Hum.(%) 23 C / 48 %	Time:
EUT: Media Player	Engineer Signature: LGWADE
Mode: TX 2462MHz	Distance: 3m
Model: P-PLA-103-YIT-02	

Note: 802.11g



No.	Freq. (MHz)	Reading (dBuV/m)	Factor (dB)	Result (dBuV/m)	Limit (dBuV/m)	Margin (dB)	Detector	Height (cm)	Degree (deg.)	Remark
1	2462.000	102.76	-7.35	95.41	/	/	peak			
2	4924.252	50.14	0.34	50.48	74.00	-23.52	peak			
3	4924.252	42.04	0.34	42.38	54.00	-11.62	AVG			

**Wi-Fi 802.11 n(HT20) mode, MCS0
ANT0+ANT1
30MHz - 1GHz**

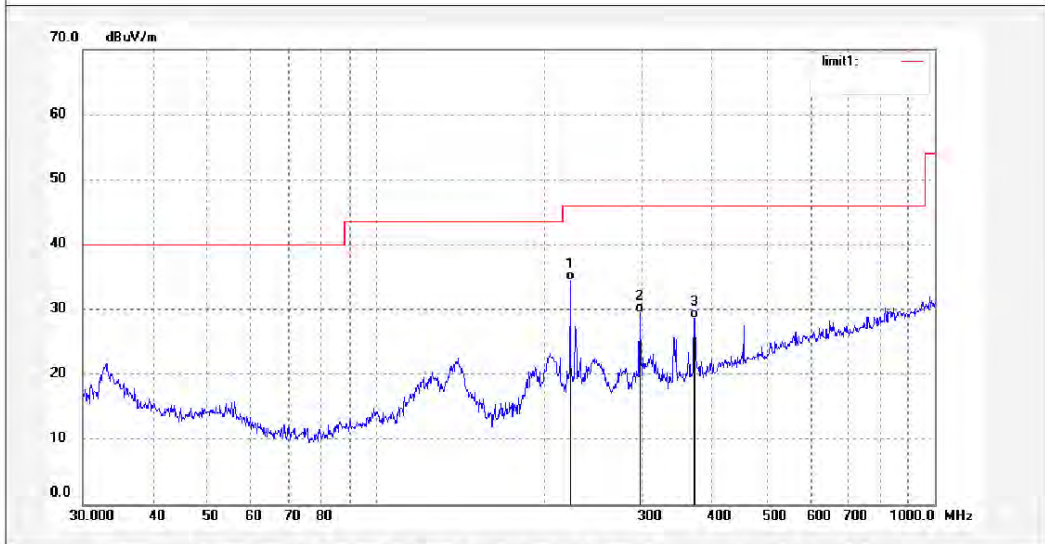


ACCURATE TECHNOLOGY CO., LTD.
F1,Bldg,A,Changyuan New Material Port Keyuan Rd,
Science & Industry Park,Nanshan Shenzhen,P.R.China

Site: 2# Chamber
Tel:+86-0755-26503290
Fax:+86-0755-26503396

Job No.: Igwade #4249	Polarization: Horizontal
Standard: FCC Class B 3M Radiated	Power Source: AC 120V/60Hz
Test item: Radiation Test	Date: 16/11/23/
Temp.(C)/Hum.(%) 23 C / 48 %	Time:
EUT: Media Player	Engineer Signature: LGWADE
Mode: TX 2412MHz	Distance: 3m
Model: P-PLA-103-YIT-02	

Note: 802.11n HT20



No.	Freq. (MHz)	Reading (dBuV/m)	Factor (dB)	Result (dBuV/m)	Limit (dBuV/m)	Margin (dB)	Detector	Height (cm)	Degree (deg.)	Remark
1	222.9500	45.68	-11.35	34.33	46.00	-11.67	QP			
2	297.2241	38.62	-9.06	29.56	46.00	-16.44	QP			
3	372.0045	35.74	-7.13	28.61	46.00	-17.39	QP			

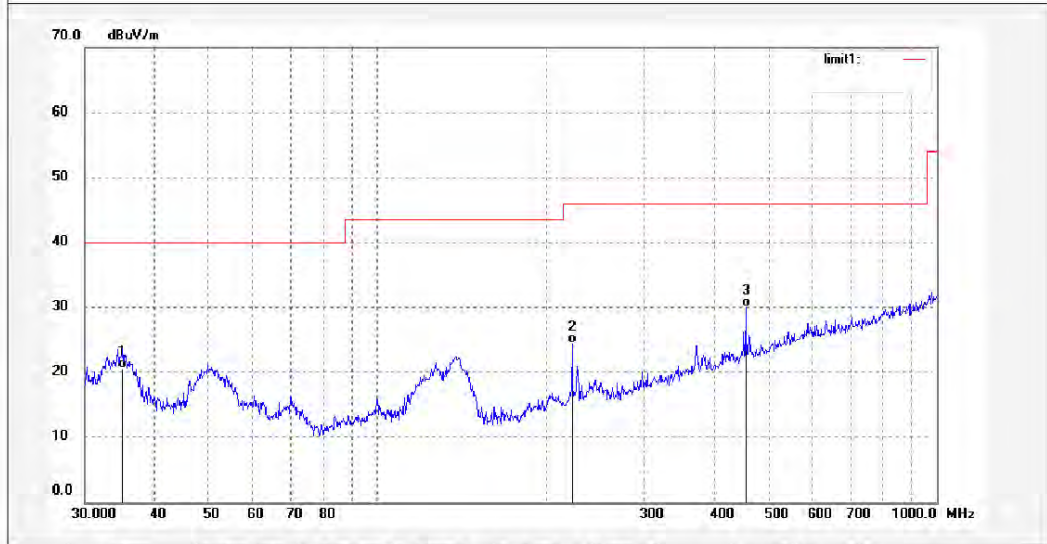


ACCURATE TECHNOLOGY CO., LTD.
F1,Bldg,A,Changyuan New Material Port Keyuan Rd,
Science & Industry Park,Nanshan Shenzhen,P.R.China

Site: 2# Chamber
Tel:+86-0755-26503290
Fax:+86-0755-26503396

Job No.: Igwade #4250	Polarization: Vertical
Standard: FCC Class B 3M Radiated	Power Source: AC 120V/60Hz
Test item: Radiation Test	Date: 16/11/23/
Temp.(C)/Hum.(%) 23 C / 48 %	Time:
EUT: Media Player	Engineer Signature: LGWADE
Mode: TX 2412MHz	Distance: 3m
Model: P-PLA-103-YIT-02	

Note: 802.11n HT20



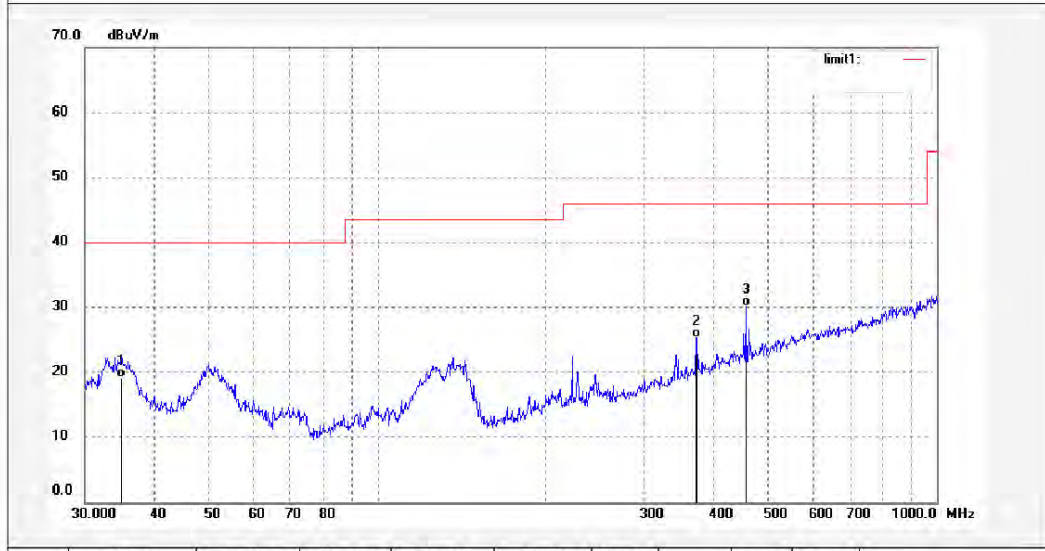
No.	Freq. (MHz)	Reading (dBuV/m)	Factor (dB)	Result (dBuV/m)	Limit (dBuV/m)	Margin (dB)	Detector	Height (cm)	Degree (deg.)	Remark
1	35.1278	31.07	-10.44	20.63	40.00	-19.37	QP			
2	222.9500	35.71	-11.35	24.36	46.00	-21.64	QP			
3	455.9057	35.18	-5.25	29.93	46.00	-16.07	QP			



ACCURATE TECHNOLOGY CO., LTD.
F1,Bldg,A,Changyuan New Material Port Keyuan Rd,
Science & Industry Park,Nanshan Shenzhen,P.R.China

Site: 2# Chamber
Tel:+86-0755-26503290
Fax:+86-0755-26503396

Job No.: Igwade #4251	Polarization: Vertical
Standard: FCC Class B 3M Radiated	Power Source: AC 120V/60Hz
Test item: Radiation Test	Date: 16/11/23/
Temp.(C)/Hum.(%) 23 C / 48 %	Time:
EUT: Media Player	Engineer Signature: LGWADE
Mode: TX 2437MHz	Distance: 3m
Model: P-PLA-103-YIT-02	
Note: 802.11n HT20	



No.	Freq. (MHz)	Reading (dBuV/m)	Factor (dB)	Result (dBuV/m)	Limit (dBuV/m)	Margin (dB)	Detector	Height (cm)	Degree (deg.)	Remark
1	34.8823	29.58	-10.37	19.21	40.00	-20.79	QP			
2	372.0045	32.39	-7.13	25.26	46.00	-20.74	QP			
3	455.9057	35.44	-5.25	30.19	46.00	-15.81	QP			



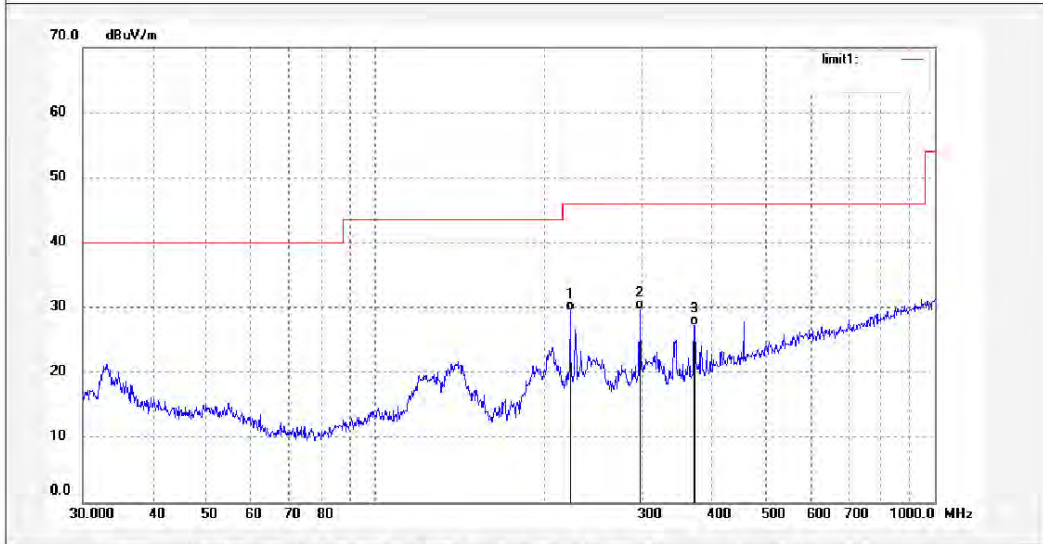
ACCURATE TECHNOLOGY CO., LTD.

F1,Bldg,A,Changyuan New Material Port Keyuan Rd,
Science & Industry Park,Nanshan Shenzhen,P.R.China

Site: 2# Chamber
Tel:+86-0755-26503290
Fax:+86-0755-26503396

Job No.: Igwade #4252	Polarization: Horizontal
Standard: FCC Class B 3M Radiated	Power Source: AC 120V/60Hz
Test item: Radiation Test	Date: 16/11/23/
Temp.(C)/Hum.(%) 23 C / 48 %	Time:
EUT: Media Player	Engineer Signature: LGWADE
Mode: TX 2437MHz	Distance: 3m
Model: P-PLA-103-YIT-02	

Note: 802.11n HT20



No.	Freq. (MHz)	Reading (dBuV/m)	Factor (dB)	Result (dBuV/m)	Limit (dBuV/m)	Margin (dB)	Detector	Height (cm)	Degree (deg.)	Remark
1	222.9500	40.82	-11.35	29.47	46.00	-16.53	QP			
2	297.2241	38.65	-9.06	29.59	46.00	-16.41	QP			
3	372.0045	34.26	-7.13	27.13	46.00	-18.87	QP			



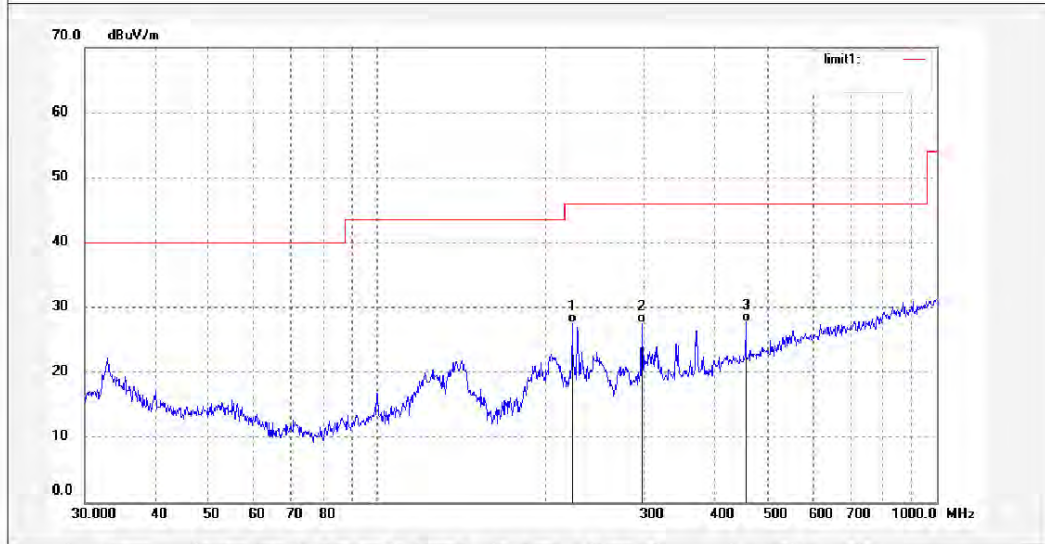
ACCURATE TECHNOLOGY CO., LTD.

F1,Bldg,A,Changyuan New Material Port Keyuan Rd,
Science & Industry Park,Nanshan Shenzhen,P.R.China

Site: 2# Chamber
Tel:+86-0755-26503290
Fax:+86-0755-26503396

Job No.: Igwade #4253	Polarization: Horizontal
Standard: FCC Class B 3M Radiated	Power Source: AC 120V/60Hz
Test item: Radiation Test	Date: 16/11/23/
Temp.(C)/Hum.(%) 23 C / 48 %	Time:
EUT: Media Player	Engineer Signature: LGWADE
Mode: TX 2462MHz	Distance: 3m
Model: P-PLA-103-YIT-02	

Note: 802.11n HT20



No.	Freq. (MHz)	Reading (dBuV/m)	Factor (dB)	Result (dBuV/m)	Limit (dBuV/m)	Margin (dB)	Detector	Height (cm)	Degree (deg.)	Remark
1	222.9500	38.87	-11.35	27.52	46.00	-18.48	QP			
2	297.2241	36.67	-9.06	27.61	46.00	-18.39	QP			
3	455.9057	32.98	-5.25	27.73	46.00	-18.27	QP			



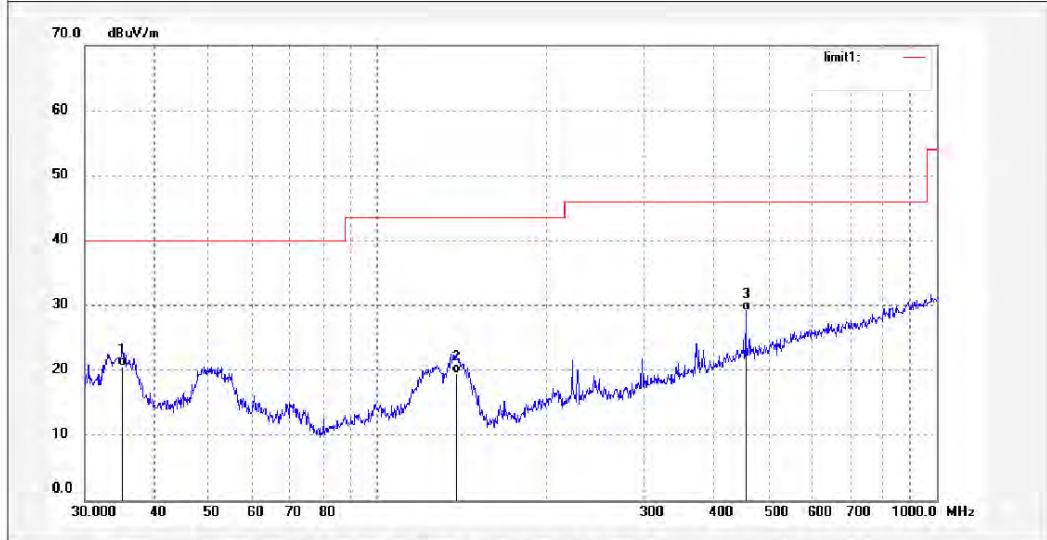
ACCURATE TECHNOLOGY CO., LTD.

F1,Bldg,A,Changyuan New Material Port Keyuan Rd,
Science & Industry Park,Nanshan Shenzhen,P.R.China

Site: 2# Chamber
Tel:+86-0755-26503290
Fax:+86-0755-26503396

Job No.: Igwade #4254	Polarization: Vertical
Standard: FCC Class B 3M Radiated	Power Source: AC 120V/60Hz
Test item: Radiation Test	Date: 16/11/23/
Temp.(C)/Hum.(%) 23 C / 48 %	Time:
EUT: Media Player	Engineer Signature: LGWADE
Mode: TX 2462MHz	Distance: 3m
Model: P-PLA-103-YIT-02	

Note: 802.11n HT20



No.	Freq. (MHz)	Reading (dBuV/m)	Factor (dB)	Result (dBuV/m)	Limit (dBuV/m)	Margin (dB)	Detector	Height (cm)	Degree (deg.)	Remark
1	35.1278	31.04	-10.44	20.60	40.00	-19.40	QP			
2	138.3873	34.26	-14.76	19.50	43.50	-24.00	QP			
3	455.9057	34.32	-5.25	29.07	46.00	-16.93	QP			

1GHz - 18GHz



ACCURATE TECHNOLOGY CO., LTD.

F1,Bldg,A,Changyuan New Material Port Keyuan Rd,
Science & Industry Park,Nanshan Shenzhen,P.R.China

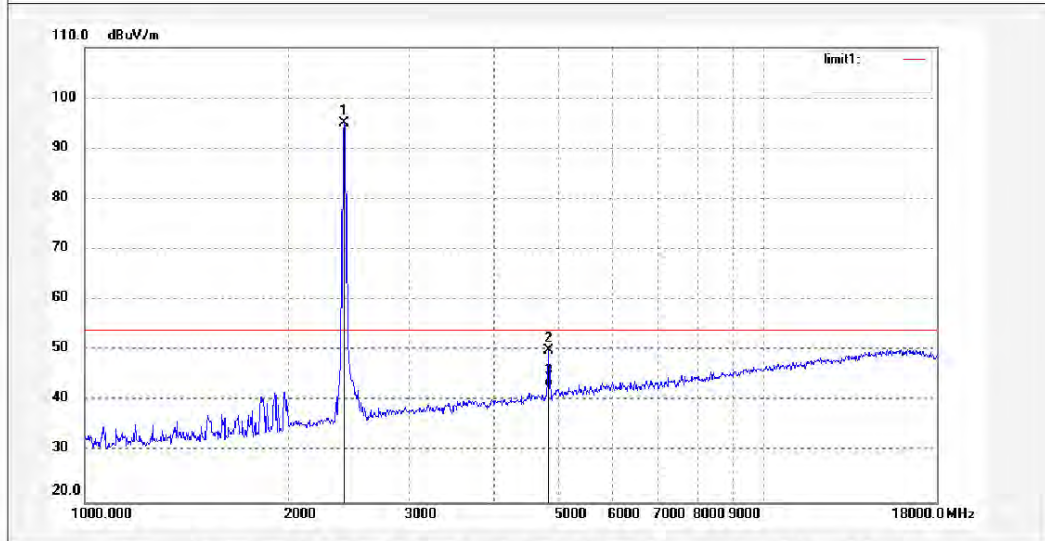
Site: 2# Chamber

Tel:+86-0755-26503290

Fax:+86-0755-26503396

Job No.: Igwade #4081	Polarization: Vertical
Standard: FCC Class B 3M Radiated	Power Source: AC 120V/60Hz
Test item: Radiation Test	Date: 16/11/09/
Temp.(C)/Hum.(%) 23 C / 48 %	Time:
EUT: Media Player	Engineer Signature: LGWADE
Mode: TX 2412MHz	Distance: 3m
Model: P-PLA-103-YIT-02	

Note: 802.11n HT20



No.	Freq. (MHz)	Reading (dBuV/m)	Factor (dB)	Result (dBuV/m)	Limit (dBuV/m)	Margin (dB)	Detector	Height (cm)	Degree (deg.)	Remark
1	2412.000	102.53	-7.43	95.10	/	/	peak			
2	4824.278	50.28	-0.19	50.09	74.00	-23.91	peak			
3	4824.278	42.93	-0.19	42.74	54.00	-11.26	AVG			

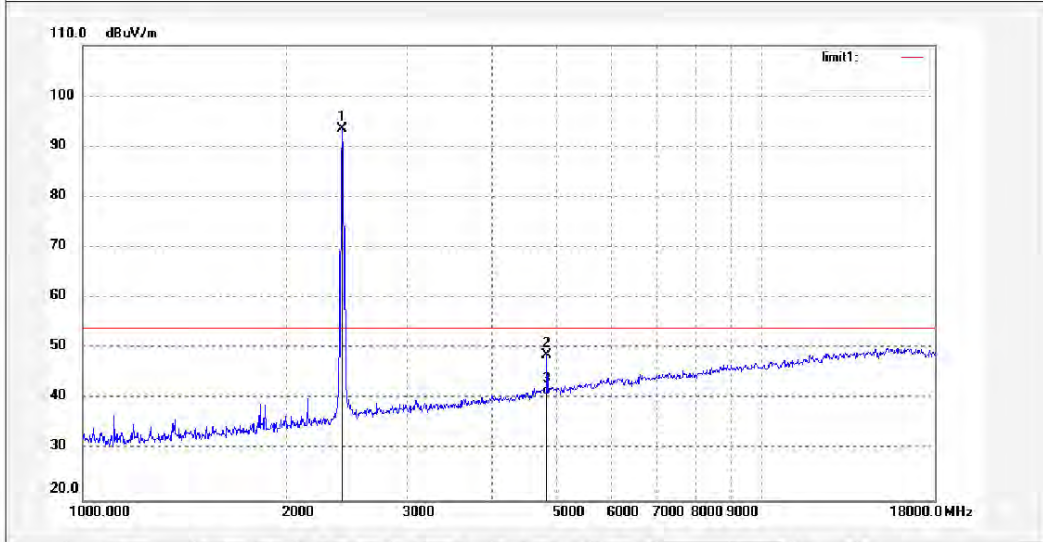


ACCURATE TECHNOLOGY CO., LTD.
F1,Bldg,A,Changyuan New Material Port Keyuan Rd,
Science & Industry Park,Nanshan Shenzhen,P.R.China

Site: 2# Chamber
Tel:+86-0755-26503290
Fax:+86-0755-26503396

Job No.: Igwade #4082	Polarization: Horizontal
Standard: FCC Class B 3M Radiated	Power Source: AC 120V/60Hz
Test item: Radiation Test	Date: 16/11/09/
Temp.(C)/Hum.(%) 23 C / 48 %	Time:
EUT: Media Player	Engineer Signature: LGWADE
Mode: TX 2412MHz	Distance: 3m
Model: P-PLA-103-YIT-02	

Note: 802.11n HT20



No.	Freq. (MHz)	Reading (dBuV/m)	Factor (dB)	Result (dBuV/m)	Limit (dBuV/m)	Margin (dB)	Detector	Height (cm)	Degree (deg.)	Remark
1	2412.000	100.87	-7.43	93.44	/	/	peak			
2	4824.274	48.94	-0.19	48.75	74.00	-25.25	peak			
3	4824.274	41.06	-0.19	40.87	54.00	-13.13	AVG			