front side
正面

HAVIT

OPENBUDS 03A
USER MANUAL

Manual de usuario | Manuel de l'utilisateur |
Manual do Usuário | Руководство пользователя

PACKAGE CONTENT

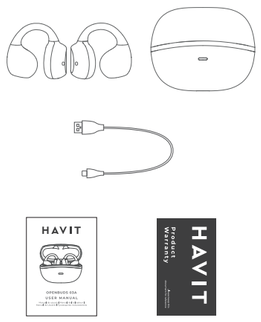

FIRST TIME USE

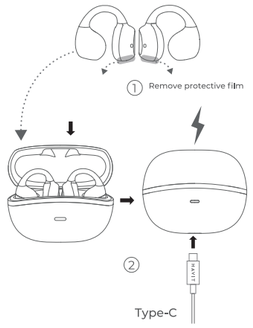

WEARING

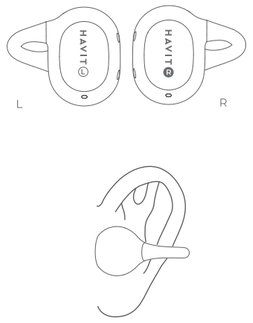

CHARGING

EARBUDS CHARGING

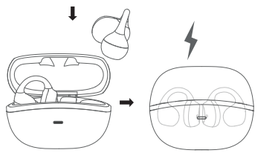

CASE CHARGING

POWER ON & CONNECT

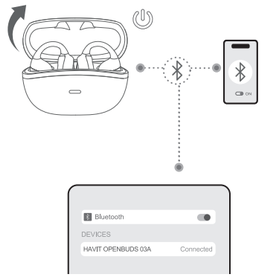

*Note: The earbuds are automatically connected to the last paired device when the case is open.

POWER OFF

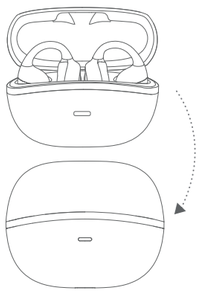

RESET

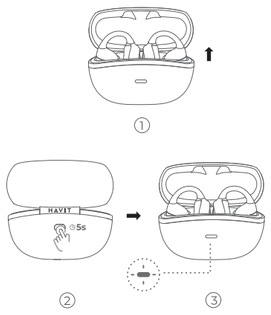

EN TOUCH CONTROL

Play/Pause	Tap twice (L/R)
Previous song	Touch & hold for 1s (L)
Next song	Touch & hold for 1s (R)
Answer/End a call	Tap twice (L/R)
Reject the call	Touch & hold for 1s (L/R)
Switch Game mode/Music mode	Tap 3 times (R)
Voice assistant	Tap 3 times (L)

EN SAFETY TIPS

1. Don't expose the earbuds to liquids, moisture or humidity as they have electronics and battery inside.

2. Don't disassemble your earbuds. There are no user serviceable parts inside it.

3. Don't drop the earbuds and keep them away from sharp objects such as keys in your pockets.

4. Clean earbuds tips, metal contact surface of earbuds and case with alcohol cloth regularly to ensure there is no dust accumulation and keep good quality sound experience.

5. Charge your earbuds below 5V/A charger.

6. Don't expose the earbuds to extremely high or low temperature as this may damage the battery or even deform the plastic parts.

7.Listen to the music at high volume is harmful to your ears.

8. Don't throw the earbuds in a fire to dispose it otherwise inside battery may explore.

ES CONTROLES

Reproducir/Pausar	Toca dos veces (L/R)
Canción anterior	Mantenga pulsado durante 1 segundo (L)
Canción siguiente	Mantenga pulsado durante 1 segundo (R)
Responder /Finalizar la llamada	Toca dos veces (L/R)
Rechazar la llamada	Mantenga pulsado durante 1 segundo (L/R)
Modo juego /modo música	Toca tres veces (R)
Asistente de voz	Toca tres veces (L)

ES CONSEJOS DE SEGURIDAD

1. No exponga los auriculares a líquidos, humedad o ambientes húmedos ya que tienen electrónica y batería en su interior.

2. No desmonte sus auriculares. No hay partes reparables por el usuario en su interior.

3. No deje caer los auriculares y manténgalos alejados de objetos afilados como llaves en sus bolsillos.

4. Limpie regularmente las puntas de los auriculares, la superficie metálica de contacto de los auriculares y la caja con un paño con alcohol para asegurarse de que no haya acumulación de polvo y mantener una buena calidad de experiencia sonora.

5. Cargue sus auriculares con un cargador inferior a 5V/1A.

6. No exponga los auriculares a temperaturas extremadamente altas o bajas ya que esto puede dañar la batería o incluso deformar las partes plásticas.

7. Escuchar música a un volumen alto es perjudicial para sus oídos.

8. No arroje los auriculares al fuego para desecharlos; de lo contrario, la batería interna podría explotar.

back side
反面

FR CONTRÔLE

Lecture/Pause	Appuyez deux fois (L/R)
Chanson précédente	Touchez et maintenez pendant 1 seconde (L)
Chanson suivante	Touchez et maintenez pendant 1 seconde (R)
Répondre /Terminer un appel	Appuyez deux fois (L/R)
Rejeter l'appel	Touchez et maintenez pendant 1 seconde (L/R)
Mode Jeu /Mode Musique	Appuyez 3 fois (R)
Assistant vocal	Appuyez 3 fois (L)

FR CONSEILS DE SÉCURITÉ

1. N'exposez pas les écouteurs à des liquides, à l'humidité ou à la moiteur car ils contiennent des composants électroniques et une batterie.

2. Ne démontez pas vos écouteurs. Il n'y a pas de pièces réparables par l'utilisateur à l'intérieur.

3. Ne laissez pas tomber les écouteurs et gardez-les loin d'objets pointus tels que des clés dans vos poches.

4. Nettoyez régulièrement les embouts des écouteurs, la surface de contact métallique des écouteurs et le boîtier avec un chiffon alcoolisé pour éviter l'accumulation de poussière et maintenir une bonne qualité sonore.

5. Chargez vos écouteurs avec un chargeur inférieur à 5V/1A.

6. N'exposez pas les écouteurs à des températures extrêmement élevées ou basses car cela pourrait endommager la batterie ou même déformer les parties en plastique.

7. Écouter de la musique à un volume élevé est nocif pour vos oreilles.

8. Ne jetez pas les écouteurs au feu pour les éliminer, sinon la batterie interne pourrait exploser."

PT-BR CONTROLES

Tocar/Pausar	Toque duas vezes (L/R)
Música anterior	Toque e segure por 1 segundo (L)
Próxima música	Toque e segure por 1 segundo (R)
Atender /Encerrar Chamada	Toque duas vezes (L/R)
Rejeitar Chamada	Toque e segure por 1 segundo (L/R)
Modo Jogo /Música	Toque 3 vezes (R)
Assistente de voz	Toque 3 vezes (L)

PT-BR DICAS DE SEGURANÇA

1. Não exponha os fones de ouvido a líquidos, umidade ou humidade, pois eles possuem eletrônicos e bateria interna.

2. Não desmonte seus fones de ouvido. Não há partes internas que possam ser reparadas pelo usuário.

3. Não deixe cair os fones de ouvido e mantenha-os longe de objetos pontiagudos, como chaves nos seus bolsos.

4. Limpe regularmente as pontas dos fones de ouvido, a superfície metálica de contato dos fones e o estojo com um pano embebido em álcool para garantir que não haja acúmulo de poeira e manter uma boa qualidade da experiência sonora.

5. Carregue seus fones abaixo do carregador 5V/1A.

6. Não exponha os fones a temperaturas extremamente altas ou baixas, pois isso pode danificar a bateria ou até deformar as partes plásticas.

7. Ouvir música em volume alto é prejudicial aos seus ouvidos.

8. Não jogue os fones no fogo para descartá-los; caso contrário, a bateria interna pode explodir.

RU КОНТРОЛЬ

Воспроизведение /Пауза	Дважды коснитесь (L/R)
Предыдущая песня	Нажмите и удерживайте 1 секунду. (L)
Следующая песня	Нажмите и удерживайте 1 секунду. (R)
Ответить /Завершить звонок	Дважды коснитесь (L/R)
Отклонить звонок	Нажмите и удерживайте 1 секунду. (L/R)
Переключить режим игры /режим музыки	Коснитесь 3 раза (R)
Голосовой помощник	Коснитесь 3 раза (L)

RU СОВЕТЫ ПО БЕЗОПАСНОСТИ

1. Не подвергайте наушники воздействию жидкостей, влаги или сырости, так как внутри них находятся электроника и батарея.

2. Не разбирайте наушники. Внутри нет частей, которые можно обслуживать пользователю.

3. Не роняйте наушники и держите их подальше от острых предметов, таких как ключи в карманах.

4. Регулярно очищайте наконечники наушников, металлические контактные поверхности наушников и кейса с пиртовой салфеткой, чтобы избежать накопления пыли и поддерживать хорошее качество звука.

5. Заряжайте наушники зарядным устройством с напряжением ниже 5В/1А.

6. Не подвергайте наушники воздействию экстремально высоких или низких температур, так как это может поредить батарею или даже деформировать пластиковые части.

7. Прослушивание музыки на высокой громкости вредно для ваших ушей.

8. Не выбрасывайте наушники в огонь, так как батарея внутри может взорваться.

FCC ID: 2AI6I-OWS916LITE

FCC WARNING

FCC STATEMENT

1.This device complies with Part 15 of the FCC Rules. Operation is subject to the following two conditions:
(1)This device may not cause harmful interference and(2)This device must accept any interference received, including interference that may cause undesired operation.
2.Changes or modifications not expressly approved by the party responsible for compliance could void the user's authority to operate the equipment.

Note: This equipment has been tested and found to comply with the limits for a Class B digital device, pursuant to Part 15 of the FCC Rules. These limits are designed to provide reasonable protection against harmful interference in a residential installation.
This equipment generates uses and can radiate radio frequency energy and, if not installed and used in accordance with the instructions, may cause harmful interference to radio communications. However, there is no guarantee that interference will not occur in a particular installation. If this equipment does cause harmful

interference to radio or television reception, which can be determined by turning the equipment off and on, the user is encouraged to try to correct the interference by one or more of the following measures:
Reorient or relocate the receiving antenna.
Increase the separation between the equipment and receiver.
Connect the equipment into an outlet on a circuit different from that to which the receiver is connected.
Consult the dealer or an experienced radio/TV technician for help.

RF warning statement:
The device has been evaluated to meet general RF exposure requirement. The device can be used in portable exposure conditions without restriction.

BATTERIES:
A warning that batteries (battery pack or batteries installed) shall not be exposed to excessive heat such as sunshine, fire or the light.
1) Replacement of a battery with an incorrect type that can defeat a safeguard.
2) Disposal of a battery into fire or a hot oven, or mechanically crushing or cutting of a battery, that can result in an explosion.
3) Leaving a battery in an extremely high temperature surrounding environment that can result in an explosion or the leakage of flammable liquid or gas.
4) A battery subjected to extremely low air pressure that may result in an explosion or the leakage of flammable liquid or gas.

Model No: OWS916 LITE

www.havitsmart.com

材质：80G书纸 双面印刷，风琴折
印刷色号(Printing color number)：C:0 M:0 Y:0 K:70
尺寸(Size)：55 X 77 mm