HAKII LIGHT II 快速操作指南
制作工艺：风琴折，四色印刷，80g双铜纸过哑油
成品尺寸：100x60mm，展开尺寸：100x660mm

正面

HAKII LIGHT II

哈凯·轻光II 后挂开放式无线MP3耳机

快速操作指南

01 包装说明

02 产品概述

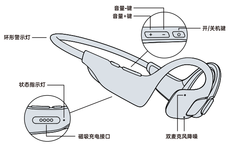

03 佩戴方法

如图所示：双手分开HAKII LIGHT II，佩戴至适合的位置，享受音乐的陪伴。

04 开机配对

01. 开机：长按开/关机键3秒，耳机开机并自动进入配对状态，
呼吸灯红灯态指示灯交替闪烁。
02. 配对：从手机蓝牙列表中找到HAKII LIGHT II，点击连接。
03. 连接成功：白色指示灯长亮5秒后熄灭。

复位/恢复出厂设置
01. 关机状态下，长按开/关机10秒直至红色指示灯快闪2次。
02. 请登陆智能手机中的HAKII LIGHT 蓝牙配对记录，并参照上述蓝牙配对操作重新开机配对。

05 免提通话

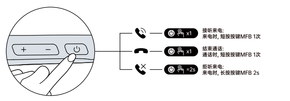

06 音乐控制

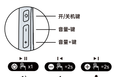

01. 播放/暂停：按开/关机键一次
02. 上一首：长按音量-键2秒
03. 下一首：长按音量+键2秒
04. 增大音量：按音量+键一次
05. 减小音量：按音量-键一次
06. 语音助手（Siri/谷歌语音）：（仅在连接至智能手机无线蓝牙状态下）：
同时按住音量+以及电源键（MFB）启动/关闭语音助手

07 传输文件

01. 开机后将HAKII LIGHT II连接至您的计算机。
02. 计算机上会出现一个名为"HAKII LIGHT II"的磁动磁盘，在您的计算机上打开"HAKII LIGHT II"磁盘。
03. 将音频文件（歌曲，有声书籍或文件夹）拖入至"HAKII LIGHT II"硬盘内。
04. 文件传输完成后，请安全弹出"HAKII LIGHT II"磁盘，HAKII LIGHT II进行音乐文件的存储编码时，
LED指示灯红灯闪烁，此时无法对HAKII LIGHT II操作任何操作。

* HAKII LIGHT II supports MP3,WAV,AAC,WMA,FLAC,APE formats.

开机 HAKII LIGHT II

08 本地MP3播放

01. 短按电源键（MFB）3次，切换至本地播放模式。
02. 切换本地音频播放模式进入蓝牙配对模式。
03. 切换本地音频播放模式，在音频本地MP3播放时，同时按住音量-以及电源键（MFB）可切换播放模式（顺序播放/随机播放/单曲循环）

09 配置参数

产品型号：HAKII LIGHT II
充电接口：磁吸充电
发声单元：16mm动圈扬声器
频率响应：20 Hz - 20 kHz
电池类型：锂离子聚合物
电容容量（典型值）：180mAh
防水等级：IPX5

输入参数：5V⎓500mA
无线连接：蓝牙6.0
工作距离：15m（无障碍空旷环境）
充电时间：1小时
音频编码：SBC/AAC

※ 规格参数均为HAKII实验室测试数据。

10 警告

01. 请勿必健康本说明书的使用说明。
02. 请在禁止使用蓝牙使用的场合关产品。
03. 请勿在会执医院使用本产品，磁吸设备，热风调节器，护理或其他产生热量的仪器。
04. 请勿随意改机的产品，您有责任，除非已和麦克风等。
05. 请调整过大音量或者长时间使用耳机，请先选择合适或舒适的音量。
06. 无论是哪些原因脱落，都会造成对眼睛造成弹性伤人风险来，请保持适当使保持失效并存在安全风险。

产品有毒有害物质或元素表
本表格依据SJ/T11364-2014的规定编制

部件名称	有毒有害物质					
	铅 (Pb)	汞 (Hg)	镉 (Cd)	六价铬 (Cr6+)	多溴联苯 (PBB)	多溴二苯醚 (PBDE)
外壳	O	O	O	O	O	O
线材	O	O	O	O	O	O
喇叭	O	O	O	O	O	O
充电	O	O	O	O	O	O
PCB	O	O	O	O	O	O
电池	O	O	O	O	O	O
MIC	O	O	O	O	O	O
其他	O	O	O	O	O	O

O：表示该有害物质在该部件所有均质材料中的含量均在GB/T26572规定的限量要求以下。
X：表示该有害物质至少在该部件的某一均质材料中的含量超出GB/T26572规定的限量要求。

包含小部件，可能会导致窒息。不适合3岁以下的儿童使用。

本产品含有磁性材料，关于是否会影响可植入医疗设备的情况，请咨询医生。

- 未经授权的改装或者产品。
- 仅在经过相关部门批准且符合本地适用要求的电源（如 UL，CSA，VDE，CCC）条件下使用本产品。
- 请勿使含有电池的产品过热（例如遮避阳光直射并远离火源等）。
- 充电前请擦拭耳机和充电盒上的汗水。
- IPX5 不是永久条件，并且防护等级可因正常磨损而降低。

背面

HAKII LIGHT II

WIRELESS & MP3 SPORTS EARPHONES

QUICK START GUIDE

01 WHAT'S IN THE BOX

02 OVERVIEW

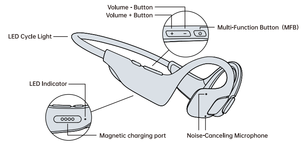

03 HOW TO WEAR

Pick up the HAKII LIGHT II, bring them behind the back of the base of your neck, position the earhooks on your ears, then enjoy your music!

04 START UP AND BLUETOOTH CONNECTION

01. POWER ON: In power off state, Press and hold the MFB for 3s to enter the pairing mode when the red and white indicator flashing alternately.
02. PAIRING: Search for Bluetooth name: HAKII LIGHT II through the phone on click the pairing name to pair.
03. PAIRING SUCCESSFUL.

PAIRING RESET:
01. In power off state, press and hold the MFB for 10s until LED flash 2 times.
02. Please forget the pairing record of HAKII LIGHT II in your smartphone and turn on the power again for pairing by referring to the above Bluetooth pairing operation.

05 HANDS-FREE PHONE CALL

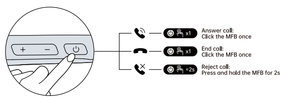

06 AUDIO CONTROL

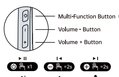

01. Play/Pause: Click the MFB once
02. Previous song: Press and hold the volume + button for 2 seconds
03. Next song: Press and hold the volume - button for 2 seconds
04. Increase volume: Click the volume + button once
05. Decrease volume: Click the volume - button once
06. Voice assistant(Siri /google assistant): (only for connection with smartphone):
Press the Volume - and MFB buttons simultaneously

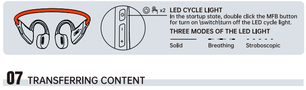

07 TRANSFERRING CONTENT

01. Trun On HAKII LIGHT II, connect it to your computer.
02. HAKII LIGHT II will become a hard drive named "HAKII LIGHT II". Open "HAKII LIGHT II" on your computer.
03. Dragandrdrop audio files or folders into the "HAKII LIGHT II"hard drive.
04. Safely eject "HAKII LIGHT II" after the file transfer is complete. The LED indicator will flash red while HAKII LIGHT II organizes the files. The HAKII LIGHT II buttons are not functional temporarily.

* HAKII LIGHT II supports MP3,WAV,AAC,WMA,FLAC,APE formats.

Trun On HAKII LIGHT II

08 LOCAL MUSIC FUNCTION

01. Switch between local music mode (MP3) & wireless mode:
Click MFB Button 3 times quickly.
02. Play mode: Click the Volume - and MFB buttons simultaneously to switch Loop/Shuffle playback/single loop.

09 SPECIFICATIONS

Model: HAKII LIGHT II
Wireless Version: 6.0
Waterproof: IPX5
Codec: SBC, AAC

Dynamic driver: ø16mm
Frequency response: 20 Hz - 20 kHz
Battery capacity: 180mAh (typ)
Support format: MP3,WAV,AAC,WMA,FLAC,APE

10 IMPORTANT SAFETY INSTRUCTIONS

Contains small parts which may be a choking hazard.
Not suitable for children under age 3.

This product contains magnetic material. Consult your physician on whether this might affect your implantable medical device.

- Do NOT make unauthorized alterations to this product.
- Use this product only with an agency approved power supply which meets local regulatory requirements (e.g. UL, CSA, VDE, CCC).
- Do not expose products containing batteries to excessive heat (e.g. from storage in direct sunlight, fire or the Bike).
- Wipe off sweat from the earbuds and the charging case before charging
- IPX5 is not a permanent condition, and resistance might decrease as a result of normal wear.

NOTE: This equipment has been tested and found to comply with the limits for a Class B digital device, pursuant to Part 15 of the FCC Rules. These limits are designed to provide reasonable protection against harmful interference in a residential installation. This equipment generates, uses and can radiate radio frequency energy and, if not installed and used in accordance with the instructions, may cause harmful interference to radio communications. However, there is no guarantee that interference will not occur in a particular installation. If this equipment does cause harmful interference to radio or television reception, which can be determined by turning the equipment off and on, the user is encouraged to try to correct the interference by one or more of the following measures:
- Reorient or relocate the receiving antenna.
- Increase the separation between the equipment and receiver.
- Connect the equipment into an outlet on a circuit different from that to which the receiver is connected.
- Consult the dealer or an experienced radio/TV technician for help. Changes or modifications not expressly approved by HAKII could void the user's authority to operate this equipment.

This device complies with part 15 of the FCC Rules and with Industry Canada license-exempt RSS standard(s). Operation is subject to the following two conditions: (1) This device may not cause harmful interference, and (2) this device must accept any interference received, including interference that may cause undesired operation.

This device complies with FCC and Industry Canada radiation exposure limits set forth for general population. It must not be co-located or be operating in conjunction with any other antennas or transmitters.

CE HAKII hereby declares that this product is in compliance with the essential requirements and other relevant provisions of Directive 2014/53/EU and all other applicable EU directive requirements.

For Europe:
Frequency band of operation 2400 to 2483.5 MHz:
- Maximum transmitted power: Maximum 10 dBm EIRP.
- Bluetooth Low Energy: Maximum power spectral density less than 10 dBm/MHz EIRP.

DON'T attempt to remove the rechargeable lithium-ion battery from this product. Contact your local HAKII retailer or other qualified professional for removal.
Please dispose of used batteries properly, following local regulations. Do not incinerate.

Electrical products should not be disposed of with household waste. Please recycle where facilities exist. Check with your local authority or retailer for recycling advice. Proper disposal and recycling helps protect natural resources, human health and the environment. For more information on disposal and recycling of this product, contact your local municipality, disposal service, or the shop where you bought this product.