



Aulisa Monitor Camera GA-MC0001 Quick Start Guide

Welcome

Thank you for supporting Aulisa. Please read below guides of Aulisa Monitor Camera. If you need any help, contact us at support@myspotcam.com before returning your product, Aulisa support will be glad to assist you.

Package Content



Aulisa Monitor Camera



Camera stand adapter



Magnetic base



Flexible cable stand



Camera power adapter



USB power cable



Deer ear headband



Mounting screws and anchors



Screw position sticker

Add and Setup Camera Connection

You can choose to setup camera via App or website.


Setup via App

1. Download free SpotCam app.
2. Log in your SpotCam account, click menu icon on the top right and then choose "Add SpotCam".



Setup via Website

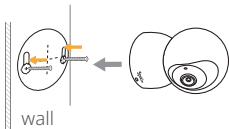
Please visit <http://www.myspotcam.com> and click "Add SpotCam". Download and executive the file to begin setup.



Multiple Install Options

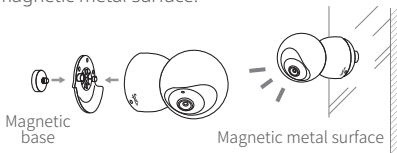
Install by Screws

Paste the provided screw position sticker on the surface, screw according to the position on the sticker (don't tighten it). Then hang the bottom of the camera on the screws to fix it.

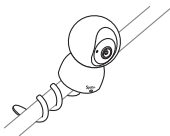


Magnetic Mounting

Provided magnetic base is partially fixed to camera stand adapter when product shipped. Please fix magnetic base firmly to camera stand adapter and then attach the adapter to the camera base if you like to mount the camera on magnetic metal surface.

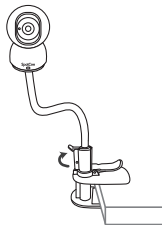


Multiple Stand Options



There is a 1/4" screw hole at the center of camera stand adapter after removing magnetic base from the adapter. You can then fix flexible camera stand to the adapter and then attach to the camera to install your camera with it.

You can purchase an optional flexible cable stand with clip to install the camera at the table or other locations with the clip.




※ Camera stand adapter is compatible with standard 1/4" camera bracket, you can also purchase generic camera bracket for your mounting purpose

Exclusive Functions for Aulisa Monitor Camera

Visit SpotCam setting page via App or web browser to enjoy below exclusive functions for SpotCam Mibo.



Pet Detection and Tracking



Tired of adjusting the angle manually to follow your pets? Aulisa Monitor Camera comes with built-in pet tracking to keep an eye on your pets anytime.



Pet Sound Detection

Don't miss any funny moments of your pets, try the sound AI service - pet sound detection now.

This is an optional subscription and we offer a 7-day free trial, you only pay if you love it.



Human Detection and Tracking

SpotCam Mibo comes with human tracking function. Tell different events from all alerts and keep an eye on your pets and property.



Two-Way Audio

Aulisa Monitor Camera comes with built-in microphone and speaker and supports two-way audio. Talk to your pets anytime, anywhere.



Motion and Sound Detection

Besides the human and pet tracking, Aulisa Monitor Camera also supports useful audio and motion detection to meet multiple requirements



Camera and Alert Schedule

Camera and alert functions can be turned on and off by schedule settings automatically

Diverse Optional Cloud AI Services



SpotCam offers diverse optional cloud AI services for subscription. Except for the built-in AI functions, you can also subscribe other cloud video AI services you need. 7-day free trial is provided for each service so you only pay if you love it.



Face Recognition



Virtual Fence



Vehicle Detection



Baby Crying Detection



Missing Object



Indoor Service Pack



Outdoor Service Pack



Sound Detection Bundle

Aulisa Cloud Recording Plan

Enjoy Free Cloud Recording Plan or Subscribe to Optional Plans

Aulisa Monitor Camera comes with free 24-hour fulltime cloud recording forever, you can also subscribe optional plans. Store videos on the cloud for up to 365 days.

Visit SpotCam setting page via App or web browser and click cloud video recording to change or subscribe your plan.



3-day
recording

- \$3.95/month
- \$39/year



7-day
recording

- \$5.95/month
- \$59/year



30-day
recording

- \$19.95/month
- \$199/year

FCC INFORMATION (U.S.A.)

This equipment has been tested and found to comply with the limits for a Class B digital device, pursuant to part 15 of the FCC Rules. These limits are designed to provide reasonable protection against harmful interference in a residential installation. This equipment generates, uses, and can radiate radio frequency energy and, if not installed and used in accordance with the instructions, may cause harmful interference to radio communications. However, there is no guarantee that interference will not occur in a particular installation. If this equipment does cause harmful interference to radio or television reception, which can be determined by turning the equipment off and on, the user is encouraged to try to correct the interference by one or more of the following measures:

- Reorient or relocate the receiving antenna.
- Increase the separation between the equipment and receiver.
- Connect the equipment into an outlet on a circuit different from that of which the receiver is connected.
- Consult the dealer or an experienced radio/TV technician for help.

FCC Warning Statement:

[Any] changes or modifications not expressly approved by the party responsible for compliance could void the user's authority to operate the equipment.

FCC Radio Frequency Exposure:

WARNING: To comply with RF exposure limits the users must keep at least 20 cm separation distance from the device, except during the identification and operation process at the device (e.g. PIN-code input), which must be performed as described.

FCC ID: 2AI5QMC0001

This device complies with Part 15 of the FCC Rules. Operation is subject to the following two conditions:

- (1) This device must not cause harmful interference, and
- (2) this device must accept any interference received, including interference that may cause undesired operation.



Learn more about Aulisa, please visit us at

www.aulisa.com

✉ support@aulisa.com

🌐 www.aulisa.com

For additional help, visit: www.aulisa.com/welcome/support

PN: 51031300113