

EXHIBIT D - TEST SETUP PHOTOGRAPHS

Conducted Emissions – Front View (Adapter # 1)




Conducted Emissions - Side View (Adapter # 1)




Conducted Emissions – Front View (Adapter # 2)



Conducted Emissions - Side View (Adapter # 2)




Radiated Emissions –Front View (Below 1GHz) (Adapter #1)



Radiated Emissions –Rear View (Below 1GHz) (Adapter #1)



Radiated Emissions –Front View (Below 1GHz) (Adapter #2)




Radiated Emissions –Rear View (Below 1GHz) (Adapter #2)



Radiated Emission –Front View (Above 1 GHz) (Adapter #1)



Radiated Emission –Rear View (Above 1 GHz) (Adapter #1)



Radiated Emission –Front View (Above 1 GHz) (Adapter #2)



Radiated Emission –Rear View (Above 1 GHz) (Adapter #2)

