

MC602S

North America Version / ON-OFF Function

Introduction

- Automatic switching based on motion and light level.
- Zero-crossing point operation helps protect the sensor against in-rush current.
- Super Compact size makes it suitable to fix within most luminaires.
- 4-pole press-in terminal (L, N, N, L'), easy assembly.
- Detection area, time delay and daylight threshold can be precisely set via DIP switch.
- Wide detection area, range up to 16m in diameter.
- Support higher mounting height 15m Max.

MC602S is an innovative and active motion detector with HF system 5.8GHz. Motion can be detected through plastic, glass and thin non-metal materials.

The sensor supplies a simple energy-saving solution to use light only when and where you need it. It automatically switches on/off light based on motion and ambient light level. Can control all kinds of lamps, for example, halogen, fluorescent and LED lights. Compact size and small casing, suitable to fix within most luminaires. 4-pole press-in terminal (L, N, N, L'), very easy to install.

As it uses the third generation Merrytek technology, normal 5.8GHz microwave module can easily reach high mounting high up to 15m .

FCC Caution:

Any Changes or modifications not expressly approved by the party responsible for compliance could void the user's authority to operate the equipment.

This device complies with part 15 of the FCC Rules. Operation is subject to the following two conditions:

- (1) This device may not cause harmful interference,
- (2) this device must accept any interference received, including interference that may cause undesired operation.

IC RSS warning

This device complies with Industry Canada licence-exempt RSS standard (s). Operation is subject to the following two conditions:

- (1) this device may not cause interference
- (2) this device must accept any interference, including interference that may cause undesired operation of the device.

Le présent areil est conforme aux CNR d'Industrie Canada licables aux areils radio exempts de licence. L'exploitation est autorisée aux deux conditions suivantes:

- (1) l'areil ne doit pas produire de brouillage, et
- (2) l'utilisateur de l'appareil doit accepter tout brouillage radioélectrique subi, même si le brouillage est susceptible d'en compromettre le fonctionnement.

ON -OFF Function

Motion sensor MC602S + LED driver or ballast (Any brand)

MC602S is an innovative motion sensor, switch on the light on detection of movement, and switch off after a hold time when there is no motion detected. As built-in daylight sensor can read brightness value, the sensor does not switch on the light if with sufficient natural light.



With sufficient light, the lamp doesn't switch on.

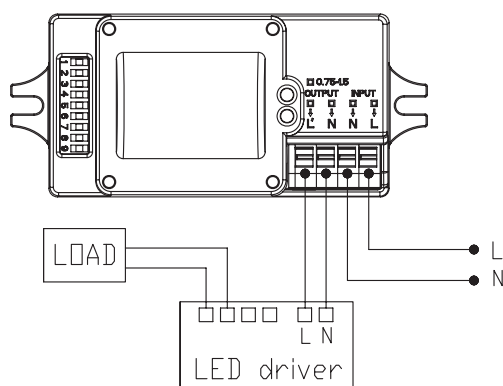


With insufficient ambient light, the sensor switches on the lamp when motion is detected.

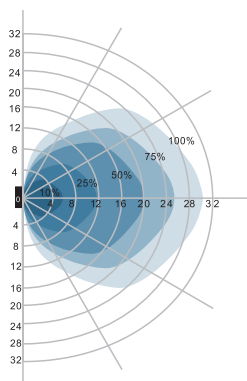


After hold time, the sensor switches off the lamp when no motion is detected.

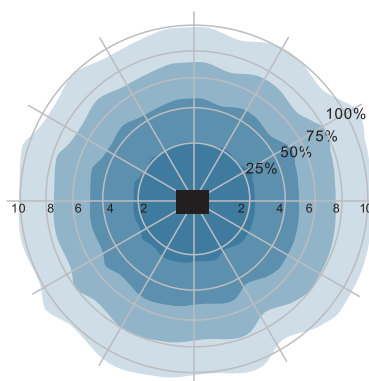
Wiring scheme



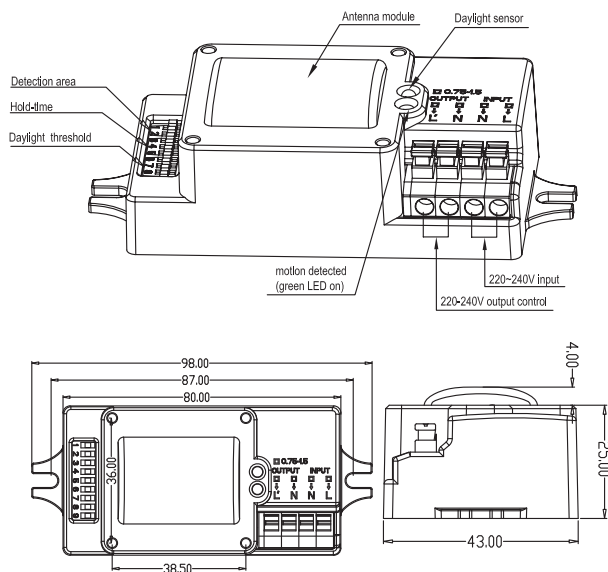
Detection Pattern



Wall mounting pattern (Unit: m)



Ceiling mounting pattern (Unit: m)



MC602S

Input	120/277Vac	50/60Hz
Max. load	200W@120Vac	400W@277Vac-Ballast
	400W@120Vac	800W@277Vac-Resistive

Transmitting power	<0.5mW
Power consumption	≤0.5W(standby)
Detection zone	Max.(D x H): 16m x 15m
Detection sensitivity	25% / 50% / 75% / 100%
Hold time	5s / 30s / 90s / 3min / 20min / 30min
Daylight sensor	5Lux/15Lux/30Lux/50Lux/100Lux/150Lux/Disable
Mounting height	15m Max.
Motion detection	0.5~3m/s
Detection angle	150°(wall installation) 360°(ceiling installation)
Operating temperature	-20℃ ~60℃
IP rating	IP20

Setting

By selecting the combination on the DIP switch, sensor data can be precisely set for each specific application.

	1	2	
ON	I	ON	100%
	II	—	75%
	III	ON	50%
	IV	—	25%

Detection area

Detection area can be reduced by selecting the combination on the DIP switches to fit precisely each application.

	3	4	5	
ON	I	ON	ON	5s
	II	—	ON	30s
	III	ON	—	90s
	IV	—	ON	3min
	V	ON	ON	20min
	VI	—	—	30min

Hold time

Refers to the time period the lamp remains at 100% illumination after no motion detected.

	6	7	8	9	
ON	I	ON	ON	ON	5lux
	II	—	ON	ON	15lux
	III	ON	—	ON	30lux
	IV	—	—	ON	50lux
	V	ON	ON	—	100lux
	VI	ON	ON	ON	150lux
	VII	—	—	—	Disable

Daylight sensor

The sensor can be set to only allow the lamp to illuminate below a defined ambient brightness threshold.

When set to Disable mode, the daylight sensor will switch on the lamp when motion is detected regardless of ambient light level.
30lux, 50lux, 100lux, 150lux: twilight operation, 5lux, 15lux: darkness operation only.