

Item: S8

Chip: ISSC 2021

Bluetooth Version: V4.1

accessories:User Manual+

Battery Type: Polymer Lithium Battery

Built-in Battery Capacity: 100mA







Standby Time: about 200 hours

Continuous Music: about 7 hours

Charging port: Micro USB

Charging Time: About 1 hour



NO.	Key	Function of Key	Operation	
1		Power On/Off	Press and hold the key 3 seconds power On/Off	
		Pairing	Press and hold 5 seconds for Pairing (blue and red light alternately flashing)	
		To Answer a Call	Press the key once quickly when coming a call	
		To End a Call	Press the key once when on the line	
		To Reject a Call	Press and hold the key 1S when coming a call	
		Redial the Last Call	Press and hold the key 1S when stand by	
		Music Play/Pause	Press the key when listen to music	
2		Volume+	Press+ key, Volume Up	
		Next Song	Press and hold the key 1S listen to music	
3		Volume-	Press- key, Volume Down	
		Previous Song	Press and hold the key 1S listen to music	
4	other function	Language Switch	English, Chinese,Spanish and French Switch when press the Volume+ and - for 1 second	
		Connect 2 mobile phones at the same time	(1)After paring with the mobile A, turn off the Bluetooth of mobile A (2)Bluetooth headset power off, then power on and pair with mobile B (3)turn on the Bluetooth of Mobile A, and paired with the Bluetooth headset. (Some Bluetooth headsets don’ t support this function)	
		Report Number by Voice	Report the Number when have incoming call	
		Low Power Alarm	Voice prompt when battery lower than 3.1V	
		Power Off Automatically	Power off automatically when battery lower than 3.0V	
		Pairing Automatically	Pairing Automatically with the devices which paired before when power on	

NOTE: This equipment has been tested and found to comply with the limits for a

Class B digital device, pursuant to part 15 of the FCC Rules. These limits are

designed to provide reasonable protection against harmful interference in a

residential installation. This equipment generates uses and can radiate radio

frequency energy and, if not installed and used in accordance with the instructions, may cause harmful interference to radio communications. However, there is no guarantee that interference will not occur in a particular installation. If this equipment does cause harmful interference to radio or television reception, which can be determined by turning the equipment off and on, the user is encouraged to try to correct the interference by one or more of the following measures:

- Reorient or relocate the receiving antenna.
- Increase the separation between the equipment and receiver.
- Connect the equipment into an outlet on a circuit different from that to which the receiver is connected.
- Consult the dealer or an experienced radio/TV technician for help

Changes or modifications not expressly approved by the party responsible for compliance could void the user's authority to operate the equipment.

This device complies with Part

15 of the FCC Rules. Operation is subject to the following two conditions:

- (1) this device may not cause harmful interference, and
- (2) this device must accept any interference received, including interference that may cause undesired operation.