


Description: Front View of Conducted emission Test Setup



Description: Side View of Conducted emission Test Setup



Description: Radiated Emission Test Setup for Below 1GHz



Description: Radiated Emission Test Setup for 1~18GHz



Description: Radiated Emission Test Setup for Above 18GHz




## SAR Test Setup Photographs

Back



Front



Left Side



Right Side






Top



Bottom



### Depth of the liquid in the phantom – Zoom in



Note: The position used in the measurements were according to IEEE 1528.