FCC Warning:

This equipment has been tested and found to comply with the limits for a Class B digital device, pursuant to part 15 of the FCC Rules, These limits are designed to provide reasonable protection against harmful interference in a residential installation. This equipment generates, uses and can radiate radio frequency energy and, if not installed and used in accordance with the instructions, may cause harmful interference to radio communications. However, there is no guarantee that interference will not occur in a particular installation. If this equipment does cause harmful interference to radio or television reception, which can be determined by turning the equipment off and on, the user is encouraged to try to correct the interference by one or more of the following measures:
• Reorient or relocate the receiving antenna.
• Increase the separation between the equipment and receiver.
• Connect the equipment into an outlet on a circuit different from that to which the receiver is connected.
• Consult the dealer or an experienced radio/TV technician for help.

Caution: Any changes or modifications to this device not explicitly approved by manufacturer could void your authority to operate this equipment.

This device complies with part 15 of the FCC Rules, Operation is subject to the following two conditions: (1)This device may not cause harmful interference, and (2) this device must accept any interference received, including interference that may cause undesired operation.

The device has been evaluated to meet general RF exposure requirement. The device can be used in portable exposure condition without restriction.

Customer Information

Name: _____ Tel: _____

E-Mail: _____

Address: _____ Zip: _____

Product Information

Compare Name / Website of the Seller: _____

Product Name: _____ Model No: _____

Date of Purchase: _____ Category: _____

Tel: _____ E-mail: _____

Address: _____ Zip: _____

Product Serial Number

Note:
• Check questions or request when making warranty claim.
• "DEAR" item is suspected defect or parts shortly to MAGICSHINE or the seller.
• Defect product must be sent back to seller, so, pack best your product Tips: Please contact then before pack to confirm acceptance.

MAGICSHINE

www.magicshine.com

Designed & Manufactured by MAGICSHINE

CHARGE THE BATTERY

For a battery has been partially charged in the factory.
If the device indicates a low battery capacity, do the following:
- Connect the charger to a wall outlet.
- Connect the charger to the battery.

OPERATION

Match the light and wireless remote control
Disconnect the battery, long press the photo button and the light button at the same time, release the button when the indicator on the video button flashes. Then connect the lights with the battery pack, press any button on the remote control, the lights will flash twice. Pairing success.

Remote control button Description:
Video button: Long press 0.65 to turn on/off the DV system, short press to pause/play video.
Photo button: Short press on the video system mode to capture a picture (The buttons in mode of video system does not turn on).
Light button: short press to turn on the light or change the light mode, long press 0.5 seconds to turn off the light.

Video Flowchart :

Light control diagram

a) Turn off
b) Double-click the light button to turn on the light, screen show the percentage of the remaining batteries capacity. And the remaining run time is displayed after a few seconds.
C1) Short press the light button to change the lighting mode (Default cycle mode: 100% -80% -20% -10% - flash)
2.The light is turned on after the screen is stable (about 4-5 seconds) and the remaining time is displayed (During the flashing mode it only shows the percentage of the battery.)
d)Double-click the video button to enter the video mode when the light is turned on (when the video system is starting, a waiting icon displays.)
e) Long press the light button 0.65s in the lighting mode to turn off the light.
2)For the waterproof mode, long press the light button 1.65 to save the video, then display good bye and turn off. (Turn off the lighting system at 0.55 and then turn off the video recording system.)

Other mode diagram :

a) When the remaining capacity of the TF card is 10% in the video mode, it is recommended to flashing TF card icon. (This icon is not prompted when the loop coverage function is on).
b) When the TF card is full in the video mode, the capacity of the flashing TF card icon is full. (This icon is not prompted when the loop coverage function is on).
c) No Card Icon will be displayed for 3 seconds if the memory card does not exist or the card is returned in video mode. The system will turns back to other pages. (DV standby page or lighting control page).
d) 1. The computer needs when the data is displayed.
2. The light can not be used in computer reading mode.
e) This icon is displayed when the battery power data is normally read. The light and DV functions can be used normally.

WIFI control diagram

a)Press the light control button and the video control button for 0.3 seconds while the video recording system is on. You can turn on/off the WIFI function (the WIFI icon flashes and the tame on successful display)
b)Video recording control after the WIFI is turned on, the lighting control can be used normally.

SPECIFICATION

- Light source: CREE AM-L2P3PC8
- Luminous flux: 800Lm
- LED lifespan: 50,000 hours
- Battery: 6x18650 Li-ion batteries(12V 7.8AH)
- Battery life: 580 charge cycles
- Runtime: 8.5 hours @ 100% brightness
- Charging time: 3-4 hours
- Waterproof grade: IP44
- Size:65*52*44mm
- Working temperature: -20°C-40°C

PACKAGE CONTENTS

Your package includes the following items:

1.Light head 2.wireless remote switch 3.Charger 4.Battery pack 5.Mounting 6.Straps 7.nylon straps 8.User Manual

MOUNTING

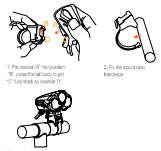

BURN TIMES

MAGICSHINE

EAGLE DV BICYCLE LIGHT
USER MANUAL

USER GUIDE

Thank you for choosing MagicShine light!
please read this manual carefully before using it and save it for future reference.

WARNINGS

- Avoid looking directly into the light emitted by the light or aiming the light into your own eyes or the eyes of another person. If the light accidentally shines into your eyes, close your eyes and move your head out of the light beam. Do not use any strongly focusing optical device to look at the light beam.
- In cases where the light is used in a public or commercial setting, users should be provided with training concerning the safety measures for laser light. Ensure that the light is pointed away from you at all times, as the product can potentially be a dangerous laser pointer.
- Never short circuit the terminals of the battery unit or the battery charger. It may cause fire and to cover heat, resulting in fire or damage to the component.
- The battery unit uses lithium batteries, if liquid leaks from the batteries, do not touch them with bare hands and do not bring them close to fire.
- Seals any opened the plug and fasten the strap, otherwise they may come off while riding, causing the light to turn off, or you could topple over if the cable gets caught in the wheel.
- Never use the lamp with a damaged cord or fixing strap, instead, contact MagicShine customer service for repairs.
- Do not abuse it within children reach.
- Do not disassemble the light unit, battery unit, or battery charger.
- Do not store the battery unit in a car or near a heater. Charging, discharging and storing at high temperatures may accelerate battery deterioration.
- Charge the battery unit prior to use.

WARRANTY

MagicShine warrants to the original purchaser of the product.

MagicShine reserves the right to request the return of any product submitted for warranty consideration. All customers should contact the local dealer or regional distributor for warranty service.

To obtain warranty service, please keep the warranty card and your original sales receipt.

MagicShine lights are covered by one year limited warranty from the date of purchase.
- Lifetime warranty on all mechanical components
- One year warranty on light head and cables
- 180 days warranty on battery pack

For more information, please email us: service@magicshine.com

MagicShine
URL: www.magicshine.com

BATTERY

MAGICSHINE Designed 7.2V 7.8AHbattery pack for high quality and safe performance.

- 6x18650 Li-ion batteries.
- 2.35 grams.
- Certifications: CE, UL, TUV, PSE
- Includes a smart protection circuit board with over-charge, over-discharge and short-circuit protection function.

Heat Generation:
The housing may heat up, so make sure that you always keep the light at a safe distance to any combustible or flammable materials could cause fire or death! However, gaseous operation (without cooling the light housing via airflow or the like) is possible at any time and will not damage the product.

Water Resistance:
All MagicShine light are waterproof and can of course be used under extremely severe conditions. the lamp complies with IPX4 but is NOT a diving lamp and is NOT suitable for use under water.

Battery Attention:
If you do not use the battery for a long time, be sure to recharge it fully. recharge every 3 months before storing again. Please keep the battery in cool and dry place when storing.

Extreme factors can influence the durability of battery e.g. the temperature, the maintenance routine. The battery capacity may become ineffective about 50% of its value after 300-500 charge & discharge cycles, battery may last 3 year lifetime under good care, prevent accidentally turning on the lamp which may cause overheating and potential damage from the high heat or even a risk of fire.

The battery's voltage and capacity decreases apparently at low temperatures, especially near or below ice point. The capacity decreases 5%-10% at freezing and burn time decreases 50%. At -20DC, the capacity decreases 30% and burn time decreases 70%. The battery performance will get normal when ambient temperature back up to 20DC.

Always disconnect the battery from the lamp when transporting the light system to prevent accidentally turning on the lamp which may cause overheating and potential damage from the high heat or even a risk of fire.

ANSI / NEMA - FL1 STANDARDS

FEATURES

- 4K high definition sports camera, supports a variety of video recording formats.
- Built-in WiFi chip, the phone can directly read the video content.
- Two high power and high efficiency LED, the maximum output of 800LM.
- Intelligent Light Supplement function to ensure that the night recording effect.
- 0.96 inch OLED display, visual display of video status and battery life.
- Equipped with 2.4G wireless remote control, easy to change light mode and take photos in the riding state.
- Large capacity and high quality battery pack to ensure long battery life in video recording.
- Temperature protection function to protect products for safe use.
- Various types of strap-lock quick release structure.
- High-quality optical lamp cup, lens engine designed for better the lighting and camera-light supplement.
- Unique eagle eye bionic side-light designed to ensure riding safety.
- Unique heat dissipation design ensures good heat dissipation during this use of lights.

Search "MagicshineDV" in the APP store and install the software to the cellphone, e.g. APP Store, Google play, and other mails.
WiFi function is on, move to the WiFi settings interface in cellphone to find letters beginning with "MS-DV" WiFi name and connect it, then turn on "MagicshineDV" App to control the equipment.

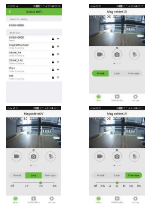

In camera function, 4 modes available: normal, timing, trac, auto.

In video resolution interface, two resolutions available: 1080p/640p, 720p/1280p. all videos save automatically and you can find it in Eagle DV media gallery.

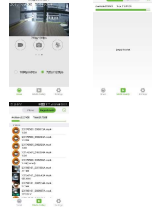

MAGICSHINE

WARRANTY CARD

MAGICSHINE manufactures its products with the highest standards of workmanship, using the best materials available through state of the art processes. MAGICSHINE warrants its products to be free from defects in material and / or workmanship for a period of one (1) year from the original date of purchase (the "Warranty Period").

In order to utilize this benefit, in the rare case that someone who made the original purchase must contact the MAGICSHINE dealer as soon as possible after discovery of the defect but in no event later than the expiration date of the warranty period provided in this warranty. Upon receipt of this communication, the MAGICSHINE seller will promptly notify the customer of the address to which the defective item may be shipped. The customer shall then ship the defective item with the seller description of the suspected failure, post or to deliver and the warranty card, freight prepaid, to the address indicated. Unauthorized returns will not be accepted. Freight must be prepaid by warranty.

What This Warranty Does Not Cover:

MAGICSHINE has no obligation under this warranty with respect to any product that has failed due to mistreatment or improper storage, handling or maintenance, failure to follow product instructions, or alteration or damage to the product caused by accident, neglect or misuse.

This warranty does not cover: a. Damage due to acts of nature, including but not limited to: lightning, wind, or flood. (b) damage due to accident (c) damage due to neglect, abuse, misuse, improper installation, mishandling, or failure to follow instructions provided in the product's user manual. (d damage resulting from alteration, improper maintenance, or repair by other than MAGICSHINE authorized specialists; (e) labor charges for installation, or for removal and reinstallation of the item for warranty; (warranty does not cover labor costs).