
FCC Test Report

Report No.: AGC00552200802FE07

FCC ID : 2AHZ5NOTE20PRO

APPLICATION PURPOSE : Original Equipment

PRODUCT DESIGNATION : Smart Phone

BRAND NAME : CUBOT

MODEL NAME : NOTE 20 PRO

APPLICANT : Shenzhen Huafurui Technology Co., Ltd.

DATE OF ISSUE : Sep. 08, 2020

STANDARD(S) : FCC Part 22 Rules
FCC Part 24 Rules
FCC Part 27 Rules

REPORT VERSION : V1.0

Attestation of Global Compliance (Shenzhen) Co., Ltd.



Any report having not been signed by authorized approver, or having been altered without authorization, or having not been stamped by the "Dedicated Testing/Inspection Stamp" is deemed to be invalid. Copying or excerpting portion of, or altering the content of the report is not permitted without the written authorization of AGC. The test results presented in the report apply only to the tested sample. Any objections to report issued by AGC should be submitted to AGC within 15 days after the issuance of the test report. Further enquiry of validity or verification of the test report should be addressed to AGC by agc@agc-cert.com.

Attestation of Global Compliance(Shenzhen)Co., Ltd
Attestation of Global Compliance(Shenzhen)Std & Tech Co., Ltd
Tel: +86-755 2523 4088 E-mail: agc@agc-cert.com Web: <http://cn.agc-cert.com/>



REPORT REVISE RECORD

Report Version	Revise Time	Issued Date	Valid Version	Notes
V1.0	/	Sep. 08, 2020	Valid	Initial Release

Any report having not been signed by authorized approver, or having been altered without authorization, or having not been stamped by the "Dedicated Testing/Inspection Stamp" is deemed to be invalid. Copying or excerpting portion of, or altering the content of the report is not permitted without the written authorization of AGC. The test results presented in the report apply only to the tested sample. Any objections to report issued by AGC should be submitted to AGC within 15days after the issuance of the test report. Further enquiry of validity or verification of the test report should be addressed to AGC by agc@agc-cert.com.

Attestation of Global Compliance(Shenzhen)Co., Ltd
Attestation of Global Compliance(Shenzhen)Std & Tech Co., Ltd
Tel: +86-755 2523 4088 E-mail: agc@agc-cert.com Web: <http://cn.agc-cert.com/>



TABLE OF CONTENTS

1. VERIFICATION OF COMPLIANCE	5
2. GENERAL INFORMATION	6
2.1 PRODUCT DESCRIPTION	6
2.2 RELATED SUBMITTAL(S) / GRANT (S)	8
2.3 TEST METHODOLOGY	8
2.4 TEST FACILITY	9
2.5 SPECIAL ACCESSORIES	10
2.6 EQUIPMENT MODIFICATIONS	10
3. SYSTEM TEST CONFIGURATION	11
3.1 EUT CONFIGURATION	11
3.2 EUT EXERCISE	11
3.3 GENERAL TECHNICAL REQUIREMENTS	11
3.4 CONFIGURATION OF EUT SYSTEM	12
4. SUMMARY OF TEST RESULTS	13
5. DESCRIPTION OF TEST MODES	14
6. OUTPUT POWER	18
6.1 CONDUCTED OUTPUT POWER	18
6.1.1 MEASUREMENT METHOD	18
6.2 RADIATED OUTPUT POWER	46
6.2.1 MEASUREMENT METHOD	46
6.3. PEAK-TO-AVERAGE RATIO	61
6.3.1 MEASUREMENT METHOD	61
7. SPURIOUS EMISSION	96
7.1 CONDUCTED SPURIOUS EMISSION	96
7.2 RADIATED SPURIOUS EMISSION	99
8. FREQUENCY STABILITY	108
8.1 MEASUREMENT METHOD	108
8.2 PROVISIONS APPLICABLE	109
8.3 MEASUREMENT RESULT (WORST)	110
9. OCCUPIED BANDWIDTH	113
9.1 MEASUREMENT METHOD	113
9.2 PROVISIONS APPLICABLE	113
9.3 MEASUREMENT RESULT	113
10. EMISSION BANDWIDTH	125

Any report having not been signed by authorized approver, or having been altered without authorization, or having not been stamped by the "Dedicated Testing/Inspection Stamp" is deemed to be invalid. Copying or excerpting portion of, or altering the content of the report is not permitted without the written authorization of AGC. The test results presented in the report apply only to the tested sample. Any objections to report issued by AGC should be submitted to AGC within 15days after the issuance of the test report. Further enquiry of validity or verification of the test report should be addressed to AGC by agc@agc-cert.com.



10.1 MEASUREMENT METHOD.....	125
10.2 PROVISIONS APPLICABLE	125
10.3 MEASUREMENT RESULT	125
11. BAND EDGE.....	137
11.1 MEASUREMENT METHOD.....	137
11.2 PROVISIONS APPLICABLE	137
11.3 MEASUREMENT RESULT.....	137
APPENDIX A TEST PLOTS FOR CONDUCTED SPURIOUS EMISSION	138
APPENDIX B TEST PLOTS FOR OCCUPIED BANDWIDTH (99%)	156
EMISSION BANDWIDTH (-26dBC)	156
APPENDIX C TEST PLOTS FOR BAND EDGES.....	183
APPENDIX D PHOTOGRAPHS OF TEST SETUP	209

Any report having not been signed by authorized approver, or having been altered without authorization, or having not been stamped by the "Dedicated Testing/Inspection Stamp" is deemed to be invalid. Copying or excerpting portion of, or altering the content of the report is not permitted without the written authorization of AGC. The test results presented in the report apply only to the tested sample. Any objections to report issued by AGC should be submitted to AGC within 15days after the issuance of the test report. Further enquiry of validity or verification of the test report should be addressed to AGC by agc@agc-cert.com.

Attestation of Global Compliance(Shenzhen)Co., Ltd
Attestation of Global Compliance(Shenzhen)Std & Tech Co., Ltd
Tel: +86-755 2523 4088 E-mail: agc@agc-cert.com Web: <http://cn.agc-cert.com/>



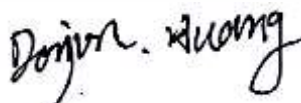
1. VERIFICATION OF COMPLIANCE

Applicant	Shenzhen Huafului Technology Co., Ltd.
Address	Unit 1401 14/F, Jin qi zhi gu mansion Liu xian street ,Xili, Nan shan district Shenzhen,China
Manufacturer	Shenzhen Huafului Technology Co., Ltd.
Address	Unit 1401 14/F, Jin qi zhi gu mansion Liu xian street ,Xili, Nan shan district Shenzhen,China
Factory	Shenzhen Huafului Technology Co., Ltd.
Address	Unit 1401 14/F, Jin qi zhi gu mansion Liu xian street ,Xili, Nan shan district Shenzhen,China
Product Designation	Smart Phone
Brand Name	CUBOT
Test Model	NOTE 20 PRO
Date of test	Aug. 13, 2020~Sep. 08, 2020
Deviation	No any deviation from the test method.
Condition of Test Sample	Normal

We hereby certify that:

The above equipment was tested by Attestation of Global Compliance(Shenzhen) Co., Ltd. The data evaluation, test procedures, and equipment configurations shown in this report were made in accordance with the procedures given in ANSI/TIA-603-E-2016. The sample tested as described in this report is in compliance with the FCC Rules Part 24 and 27. The test results of this report relate only to the tested sample identified in this report.

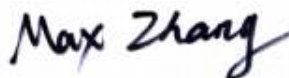
Prepared By



Donjon Huang
(Project Engineer)

Sep. 08, 2020

Reviewed By



Max Zhang
(Reviewer)

Sep. 08, 2020

Approved By



Forrest Lei
(Authorized Officer)

Sep. 08, 2020

Any report having not been signed by authorized approver, or having been altered without authorization, or having not been stamped by the "Dedicated Testing/Inspection Stamp" is deemed to be invalid. Copying or excerpting portion of, or altering the content of the report is not permitted without the written authorization of AGC. The test results presented in the report apply only to the tested sample. Any objections to report issued by AGC should be submitted to AGC within 15days after the issuance of the test report. Further enquiry of validity or verification of the test report should be addressed to AGC by agc@agc-cert.com.

Attestation of Global Compliance(Shenzhen)Co., Ltd

Attestation of Global Compliance(Shenzhen)Std & Tech Co., Ltd

Tel: +86-755 2523 4088 E-mail: agc@agc-cert.com Web: http://cn.agc-cert.com/



2. GENERAL INFORMATION

2.1 PRODUCT DESCRIPTION

A major technical description of EUT is described as following:

Radio System Type:	LTE	
Frequency Bands:	<input checked="" type="checkbox"/> FDD Band 2 <input checked="" type="checkbox"/> FDD Band 4 <input checked="" type="checkbox"/> FDD Band 5 <input checked="" type="checkbox"/> FDD Band 7 <input checked="" type="checkbox"/> FDD Band 12 <input type="checkbox"/> FDD Band 13 <input checked="" type="checkbox"/> FDD Band 17 (U.S. Bands) <input type="checkbox"/> FDD Band 1 <input type="checkbox"/> FDD Band 3 <input type="checkbox"/> FDD Band 8 <input type="checkbox"/> FDD Band 19 <input type="checkbox"/> FDD Band 20 <input type="checkbox"/> FDD Band 28 <input type="checkbox"/> TDD Band 38 <input type="checkbox"/> TDD Band 39 (Non-U.S. Bands)	
Frequency Range	LTE Band 2	Transmission (TX): 1850 to 1909.9 MHz
		Receiving (RX): 1930 to 1989.9 MHz
	LTE Band 4	Transmission (TX): 1710 to 1754.9 MHz
		Receiving (RX): 2110 to 2154.9 MHz
	LTE Band 5	Transmission (TX): 824 to 848.9 MHz
		Receiving (RX): 869 to 893.9 MHz
	LTE Band 7	Transmission (TX): 2500 to 2569.9MHz
		Receiving (RX): 2620 to 2689.9MHz
	LTE Band 12	Transmission (TX): 699 to 715.9MHz
		Receiving (RX): 729 to 745.9MHz
	LTE Band 17	Transmission (TX): 704 to 715.9MHz
		Receiving (RX): 734 to 745.9MHz
Supported Channel Bandwidth	LTE Band 2	<input checked="" type="checkbox"/> 1.4 MHz <input checked="" type="checkbox"/> 3 MHz <input checked="" type="checkbox"/> 5 MHz <input checked="" type="checkbox"/> 10 MHz <input checked="" type="checkbox"/> 15 MHz <input checked="" type="checkbox"/> 20 MHz
	LTE Band 4	<input checked="" type="checkbox"/> 1.4 MHz <input checked="" type="checkbox"/> 3 MHz <input checked="" type="checkbox"/> 5 MHz <input checked="" type="checkbox"/> 10 MHz <input checked="" type="checkbox"/> 15 MHz <input checked="" type="checkbox"/> 20 MHz
	LTE Band 5	<input checked="" type="checkbox"/> 1.4 MHz <input checked="" type="checkbox"/> 3 MHz <input checked="" type="checkbox"/> 5 MHz <input checked="" type="checkbox"/> 10 MHz
	LTE Band 7	<input checked="" type="checkbox"/> 5 MHz <input checked="" type="checkbox"/> 10 MHz <input checked="" type="checkbox"/> 15 MHz <input checked="" type="checkbox"/> 20 MHz
	LTE Band 12	<input checked="" type="checkbox"/> 1.4 MHz <input checked="" type="checkbox"/> 3 MHz <input checked="" type="checkbox"/> 5 MHz <input checked="" type="checkbox"/> 10 MHz
	LTE Band 17	<input checked="" type="checkbox"/> 5 MHz <input checked="" type="checkbox"/> 10 MHz
Hardware Version	LV966_MB_V1.0	
Software Version	CUBOT_NOTE 20 PRO_A013C_V02_20200729	
Antenna:	PIFA Antenna	
Type of Modulation	QPSK/16QAM	
Antenna gain:	Band 2: 1.44dBi; Band 4: 1.78dBi; Band 5:1.22dBi; Band 7: 1.57dBi; Band 12:1.25dBi; Band 17:1.37dBi	
Diversity Antenna gain:	Band 2: 1.39dBi; Band 4: 1.59dBi; Band 5: 1.17dBi; Band 7: 1.68dBi; Band 12:-1.14dBi; Band 17:1.25dBi	

Any report having not been signed by authorized approver, or having been altered without authorization, or having not been stamped by the "Dedicated Testing/Inspection Stamp" is deemed to be invalid. Copying or excerpting portion of, or altering the content of the report is not permitted without the written authorization of AGC. The test results presented in the report apply only to the tested sample. Any objections to report issued by AGC should be submitted to AGC within 15days after the issuance of the test report. Further enquiry of validity or verification of the test report should be addressed to AGC by agc@agc-cert.com.



Power Supply:	DC 3.85V by battery
Dual Card:	GSM/WCDMA/LTE Card Slot
Power Class	3
Extreme Vol. Limits:	DC3.27V to 4.4V (Normal: 3.85V)
Temperature range	-10°C to +40°C
Note1: The High Voltage DC4.4V and Low Voltage DC3.27V were declared by manufacturer, The EUT couldn't be operating normally with higher or lower voltage..	

Any report having not been signed by authorized approver, or having been altered without authorization, or having not been stamped by the "Dedicated Testing/Inspection Stamp" is deemed to be invalid. Copying or excerpting portion of, or altering the content of the report is not permitted without the written authorization of AGC. The test results presented in the report apply only to the tested sample. Any objections to report issued by AGC should be submitted to AGC within 15days after the issuance of the test report. Further enquiry of validity or verification of the test report should be addressed to AGC by agc@agc-cert.com.

Attestation of Global Compliance(Shenzhen)Co., Ltd
Attestation of Global Compliance(Shenzhen)Std & Tech Co., Ltd
Tel: +86-755 2523 4088 E-mail: agc@agc-cert.com Web: http://cn.agc-cert.com/



2.2 RELATED SUBMITTAL(S) / GRANT (S)

This submittal(s) (test report) is intended for **FCC ID:2AHZ5NOTE20PRO**, filing to comply with the FCC Part 22, Part 24 and Part 27 requirements

2.3 TEST METHODOLOGY

The radiated emission testing was performed according to the procedures of ANSI/TIA-603-E-2016, and FCC KDB 971168 D01 Power Means License Digital Systems V03R01.

Any report having not been signed by authorized approver, or having been altered without authorization, or having not been stamped by the "Dedicated Testing/Inspection Stamp" is deemed to be invalid. Copying or excerpting portion of, or altering the content of the report is not permitted without the written authorization of AGC. The test results presented in the report apply only to the tested sample. Any objections to report issued by AGC should be submitted to AGC within 15 days after the issuance of the test report. Further enquiry of validity or verification of the test report should be addressed to AGC by agc@agc-cert.com.

Attestation of Global Compliance(Shenzhen)Co., Ltd
Attestation of Global Compliance(Shenzhen)Std & Tech Co., Ltd
Tel: +86-755 2523 4088 E-mail: agc@agc-cert.com Web: <http://cn.agc-cert.com/>



2.4 TEST FACILITY

Test Site	Attestation of Global Compliance (Shenzhen) Co., Ltd
Location	1-2/F, Building 19, Junfeng Industrial Park, Chongqing Road, Heping Community, Fuhai Street, Bao'an District, Shenzhen, Guangdong, China
Designation Number	CN1259
FCC Test Firm Registration Number	975832
A2LA Cert. No.	5054.02
Description	Attestation of Global Compliance(Shenzhen) Co., Ltd is accredited by A2LA

ALL TEST EQUIPMENT LIST

Equipment	Manufacturer	Model	S/N	Cal. Date	Cal. Due
TEST RECEIVER	R&S	ESPI	101206	May 15, 2020	May 14, 2021
LISN	R&S	ESH2-Z5	100086	Jul. 03, 2020	Jul. 02, 2021
TEST RECEIVER	R&S	ESCI	10096	May 15, 2020	May 14, 2021
EXA Signal Analyzer	Agilent	N9010A	MY53470504	Dec.18, 2019	Dec.17, 2020
Horn antenna	SCHWARZBECK	BBHA 9170	#768	Sep. 21, 2019	Sep. 20, 2021
preamplifier	ChengYi	EMC184045SE	980508	Sep. 23, 2019	Sep. 22, 2020
Double-Ridged Waveguide Horn	ETS LINDGREN	3117	00034609	May.17, 2019	May.16, 2021
Broadband Preamplifier	SCHWARZBECK	00073	BBHA 9120 J	Sep. 27, 2019	Sep. 26, 2020
ANTENNA	SCHWARZBECK	VULB9168	D69250	Sep.20, 2019	Sep.19, 2020
SIGNAL ANALYZER	Agilent	N9020A	MY52090123	Sep. 09, 2019	Sep. 08, 2020
USB Wideband Power Sensor	Agilent	U2021XA	MY54110007	Sep. 09, 2019	Sep. 08, 2020
Wireless communicationtest	R&S	CMW500	120909	Oct. 26, 2019	Oct. 25, 2020
Power Splitter	Agilent	11636A	34	Jun.10, 2020	Jun.09, 2021
Attenuator	JFW	50FHC-006-50	N/A	Jun.10, 2020	Jun.09, 2021

Any report having not been signed by authorized approver, or having been altered without authorization, or having not been stamped by the "Dedicated Testing/Inspection Stamp" is deemed to be invalid. Copying or excerpting portion of, or altering the content of the report is not permitted without the written authorization of AGC. The test results presented in the report apply only to the tested sample. Any objections to report issued by AGC should be submitted to AGC within 15days after the issuance of the test report. Further enquiry of validity or verification of the test report should be addressed to AGC by agc@agc-cert.com.

Attestation of Global Compliance(Shenzhen)Co., Ltd
Attestation of Global Compliance(Shenzhen)Std & Tech Co., Ltd
Tel: +86-755 2523 4088 E-mail: agc@agc-cert.com Web: http://cn.agc-cert.com/



2.5 SPECIAL ACCESSORIES

The battery was supplied by the applicant were used as accessories and being tested with EUT intended for FCC grant together.

2.6 EQUIPMENT MODIFICATIONS

Not available for this EUT intended for grant.

Any report having not been signed by authorized approver, or having been altered without authorization, or having not been stamped by the "Dedicated Testing/Inspection Stamp" is deemed to be invalid. Copying or excerpting portion of, or altering the content of the report is not permitted without the written authorization of AGC. The test results presented in the report apply only to the tested sample. Any objections to report issued by AGC should be submitted to AGC within 15days after the issuance of the test report. Further enquiry of validity or verification of the test report should be addressed to AGC by agc@agc-cert.com.

Attestation of Global Compliance(Shenzhen)Co., Ltd
Attestation of Global Compliance(Shenzhen)Std & Tech Co., Ltd
Tel: +86-755 2523 4088 E-mail: agc@agc-cert.com Web: <http://cn.agc-cert.com/>



3. SYSTEM TEST CONFIGURATION

3.1 EUT CONFIGURATION

The EUT configuration for testing is installed on RF field strength measurement to meet the Commission's requirement and operating in a manner which intends to maximize its emission characteristics in a continuous normal application.

3.2 EUT EXERCISE

The Transmitter was operated in the maximum output power mode through Communication Tester. The TX frequency was fixed which was for the purpose of the measurements.

3.3 GENERAL TECHNICAL REQUIREMENTS

Item Number	Item Description		FCC Rules
1	Output Power	Conducted output power	2.1046/22.913(a)(2)/24.232(c)/ 27.50(d)(4)/ 27.50(h)(2)
		Radiated output power	
2	Peak-to-Average Ratio	Peak-to-Average Ratio	24.232(d)
3	Spurious Emission	Conducted spurious emission	2.1051/22.917(a)/24.238(a) 27.53(h)/ 27.53(g)
		Radiated spurious emission	
4	Frequency Stability		2.1055/22.355/24.235/27.54
5	Occupied Bandwidth		2.1049 (h)(i)
6	Band Edge		2.1051/22.917(a)/24.238(a) 27.53(h)/ 27.53(g)

Note: Testing was performed by configuring EUT to maximum output power status, the declared output power class for different.

Any report having not been signed by authorized approver, or having been altered without authorization, or having not been stamped by the "Dedicated Testing/Inspection Stamp" is deemed to be invalid. Copying or excerpting portion of, or altering the content of the report is not permitted without the written authorization of AGC. The test results presented in the report apply only to the tested sample. Any objections to report issued by AGC should be submitted to AGC within 15days after the issuance of the test report. Further enquiry of validity or verification of the test report should be addressed to AGC by agc@agc-cert.com.

Attestation of Global Compliance(Shenzhen)Co., Ltd
Attestation of Global Compliance(Shenzhen)Std & Tech Co., Ltd
Tel: +86-755 2523 4088 E-mail: agc@agc-cert.com Web: http://cn.agc-cert.com/



3.4 CONFIGURATION OF EUT SYSTEM

Fig. 2-1 Configuration of EUT System



Table 2-1 Equipment Used in EUT System

Item	Equipment	Model No.	ID or Specification	Remark
1	Smart Phone	NOTE 20 PRO	FCC ID: 2AHZ5NOTE20PRO	EUT
2	Adapter	HJ-0502000W2-US	DC 5.0V 2A	AE
3	Battery	NOTE 20	DC 3.85V 4200mAh	AE
4	USB Cable	N/A	N/A	AE

***Note: All the accessories have been used during the test. The following “EUT” in setup diagram means EUT system.

Any report having not been signed by authorized approver, or having been altered without authorization, or having not been stamped by the “Dedicated Testing/Inspection Stamp” is deemed to be invalid. Copying or excerpting portion of, or altering the content of the report is not permitted without the written authorization of AGC. The test results presented in the report apply only to the tested sample. Any objections to report issued by AGC should be submitted to AGC within 15days after the issuance of the test report. Further enquiry of validity or verification of the test report should be addressed to AGC by agc@agc-cert.com.

Attestation of Global Compliance(Shenzhen)Co., Ltd
Attestation of Global Compliance(Shenzhen)Std & Tech Co., Ltd
Tel: +86-755 2523 4088 E-mail: agc@agc-cert.com Web: http://cn.agc-cert.com/



4. SUMMARY OF TEST RESULTS

Item Number	Item Description		FCC Rules	Result
1	Output Power	Conducted Output Power	2.1046/22.913(a)(2)/24.232(c)/ 27.50(d)(4)/ 27.50(h)(2)	Pass
		Radiated Output Power		
2	Peak-to-Average Ratio	Peak-to-Average Ratio	24.232(d)	Pass
3	Spurious Emission	Conducted Spurious Emission	2.1051/22.917(a)/24.238(a) 27.53(h)/ 27.53(g)	Pass
		Radiated Spurious Emission		
4	Frequency Stability		2.1055/22.355/24.235/27.54	Pass
5	Occupied Bandwidth		2.1049 (h)(i)	Pass
6	Band Edge		2.1051/22.917(a)/24.238(a) 27.53(h)/ 27.53(g)	Pass

Any report having not been signed by authorized approver, or having been altered without authorization, or having not been stamped by the "Dedicated Testing/Inspection Stamp" is deemed to be invalid. Copying or excerpting portion of, or altering the content of the report is not permitted without the written authorization of AGC. The test results presented in the report apply only to the tested sample. Any objections to report issued by AGC should be submitted to AGC within 15 days after the issuance of the test report. Further enquiry of validity or verification of the test report should be addressed to AGC by agc@agc-cert.com.

Attestation of Global Compliance(Shenzhen)Co., Ltd
Attestation of Global Compliance(Shenzhen)Std & Tech Co., Ltd
Tel: +86-755 2523 4088 E-mail: agc@agc-cert.com Web: http://cn.agc-cert.com/



5. DESCRIPTION OF TEST MODES

During the testing, the EUT was controlled via Rhode & Schwarz Digital Radio Communication Tester (CMW 500) to ensure max power transmission and proper modulation. Three channels (The top channel, the middle channel and the bottom channel) were chosen for testing on both LTE frequency band.

The worst condition was recorded in the test report if no other modes test data.

Test Mode	Test Modes Description
LTE	LTE system, QPSK modulation
LTE	LTE system, 16QAM modulation

Test Mode	TX / RX	RF Channel		
		Low (B)	Middle (M)	High (T)
LTE Band 2	TX (1.4M)	Channel 18607	Channel 18900	Channel 19193
		1850.7 MHz	1880 MHz	1909.3 MHz
	TX (3M)	Channel 18615	Channel 18900	Channel 19185
		1851.5 MHz	1880 MHz	1908.5 MHz
	TX (5M)	Channel 18625	Channel 18900	Channel 19175
		1852.5 MHz	1880 MHz	1907.5 MHz
	TX (10M)	Channel 18650	Channel 18900	Channel 19150
		1855.0 MHz	1880 MHz	1905.0 MHz
	TX (20M)	Channel 18700	Channel 18900	Channel 19100
		1860.0 MHz	1880 MHz	1900.0 MHz
	RX (1.4M)	Channel 607	Channel 900	Channel 1193
		1930.7 MHz	1960 MHz	1989.3 MHz
	RX (3M)	Channel 615	Channel 900	Channel 1185
		1931.5 MHz	1960 MHz	1988.5 MHz
	RX (5M)	Channel 625	Channel 900	Channel 1175
		1932.5 MHz	1960 MHz	1987.5 MHz
	RX (10M)	Channel 650	Channel 900	Channel 1150
		1935 MHz	1960 MHz	1985 MHz
	RX (20M)	Channel 700	Channel 900	Channel 1100
		1940.0 MHz	1960 MHz	1980 MHz

Any report having not been signed by authorized approver, or having been altered without authorization, or having not been stamped by the "Dedicated Testing/Inspection Stamp" is deemed to be invalid. Copying or excerpting portion of, or altering the content of the report is not permitted without the written authorization of AGC. The test results presented in the report apply only to the tested sample. Any objections to report issued by AGC should be submitted to AGC within 15days after the issuance of the test report. Further enquiry of validity or verification of the test report should be addressed to AGC by agc@agc-cert.com.

Attestation of Global Compliance(Shenzhen)Co., Ltd
Attestation of Global Compliance(Shenzhen)Std & Tech Co., Ltd
Tel: +86-755 2523 4088 E-mail: agc@agc-cert.com Web: http://cn.agc-cert.com/



Test Mode	TX / RX	RF Channel		
		Low (B)	Middle (M)	High (T)
LTE Band 4	TX (1.4M)	Channel 19957	Channel 20175	Channel 20393
		1710.7 MHz	1732.5 MHz	1754.3 MHz
	TX (3M)	Channel 19965	Channel 20175	Channel 20385
		1711.5 MHz	1732.5 MHz	1753.5 MHz
	TX (5M)	Channel 19975	Channel 20175	Channel 20375
		1712.5 MHz	1732.5 MHz	1752.5 MHz
	TX (10M)	Channel 20000	Channel 20175	Channel 20350
		1715 MHz	1732.5 MHz	1750 MHz
	TX (15M)	Channel 20025	Channel 20175	Channel 20325
		1717.5 MHz	1732.5 MHz	1747.5 MHz
	TX (20M)	Channel 20050	Channel 20175	Channel 20300
		1720 MHz	1732.5 MHz	1745 MHz
	RX (1.4M)	Channel 1957	Channel 2175	Channel 2393
		2110.7 MHz	2132.5 MHz	2154.3 MHz
	RX (3M)	Channel 1965	Channel 2175	Channel 2385
		2111.5 MHz	2132.5 MHz	2153.5 MHz
	RX (5M)	Channel 1975	Channel 2175	Channel 2375
		2112.5 MHz	2132.5 MHz	2152.5 MHz
	RX (10M)	Channel 2000	Channel 2175	Channel 2350
		2115 MHz	2132.5 MHz	2150 MHz
	RX (15M)	Channel 2025	Channel 2175	Channel 2325
		2117.5 MHz	2132.5 MHz	2147.5 MHz
	RX (20M)	Channel 2050	Channel 2175	Channel 2300
		2120 MHz	2132.5 MHz	2145 MHz

Any report having not been signed by authorized approver, or having been altered without authorization, or having not been stamped by the "Dedicated Testing/Inspection Stamp" is deemed to be invalid. Copying or excerpting portion of, or altering the content of the report is not permitted without the written authorization of AGC. The test results presented in the report apply only to the tested sample. Any objections to report issued by AGC should be submitted to AGC within 15days after the issuance of the test report. Further enquiry of validity or verification of the test report should be addressed to AGC by agc@agc-cert.com.



Test Mode	TX / RX	RF Channel		
		Low (B)	Middle (M)	High (T)
LTE Band 5	TX (1.4M)	Channel 20407	Channel 20525	Channel 20643
		824.7 MHz	836.5 MHz	848.3 MHz
	TX (3M)	Channel 20415	Channel 20525	Channel 20635
		825.5 MHz	836.5 MHz	847.5 MHz
	TX (5M)	Channel 20425	Channel 20525	Channel 20625
		826.5 MHz	836.5 MHz	846.5 MHz
	TX (10M)	Channel 20450	Channel 20525	Channel 20600
		829 MHz	836.5 MHz	844 MHz
	RX (1.4M)	Channel 2404	Channel 2525	Channel 2463
		869.4 MHz	881.5 MHz	893.3 MHz
	RX (3M)	Channel 2415	Channel 2525	Channel 2635
		870.5 MHz	881.5 MHz	892.5 MHz
	RX (5M)	Channel 2425	Channel 2525	Channel 2625
		871.5 MHz	881.5 MHz	891.5 MHz
	RX (10M)	Channel 2450	Channel 2525	Channel 2600
		874 MHz	881.5 MHz	889 MHz

Test Mode	TX / RX	RF Channel		
		Low (B)	Middle (M)	High (T)
LTE Band 7	TX (5M)	Channel 20775	Channel 21100	Channel 21425
		2502.5 MHz	2535 MHz	2567.5 MHz
	TX (10M)	Channel 20800	Channel 21100	Channel 21400
		2505.0 MHz	2535 MHz	2565 MHz
	TX (15M)	Channel 20825	Channel 21100	Channel 21275
		2507.5 MHz	2535 MHz	2562.5 MHz
	TX (20M)	Channel 20850	Channel 21100	Channel 21350
		2510.0 MHz	2535 MHz	2560 MHz
	RX (5M)	Channel 2775	Channel 3100	Channel 3425
		2622.5 MHz	2655 MHz	2687.5 MHz
	RX (10M)	Channel 2800	Channel 3100	Channel 3400
		2625.0 MHz	2655 MHz	2685 MHz
	RX (15M)	Channel 2825	Channel 3100	Channel 3375
		2627.5 MHz	2655 MHz	2682.5 MHz
	RX (20M)	Channel 2850	Channel 3100	Channel 3350
		2630.0 MHz	2655 MHz	2680.0 MHz

Any report having not been signed by authorized approver, or having been altered without authorization, or having not been stamped by the "Dedicated Testing/Inspection Stamp" is deemed to be invalid. Copying or excerpting portion of, or altering the content of the report is not permitted without the written authorization of AGC. The test results presented in the report apply only to the tested sample. Any objections to report issued by AGC should be submitted to AGC within 15days after the issuance of the test report. Further enquiry of validity or verification of the test report should be addressed to AGC by agc@agc-cert.com.



Test Mode	TX / RX	RF Channel		
		Low (B)	Middle (M)	High (T)
LTE Band 12	TX (1.4M)	Channel 23017	Channel 23095	Channel 23173
		699.7 MHz	707.5 MHz	715.3 MHz
	TX (3M)	Channel 23025	Channel 23095	Channel 23165
		700.5 MHz	707.5 MHz	714.5 MHz
	TX (5M)	Channel 23035	Channel 23095	Channel 23155
		701.5 MHz	707.5 MHz	713.5 MHz
	TX (10M)	Channel 23060	Channel 23095	Channel 23130
		704.0 MHz	707.5 MHz	711.0 MHz
	RX (1.4M)	Channel 5017	Channel 5095	Channel 5173
		729.7 MHz	737.5 MHz	745.3 MHz
	RX (3M)	Channel 5025	Channel 5095	Channel 5165
		730.5 MHz	737.5 MHz	744.5 MHz
	RX (5M)	Channel 5035	Channel 5095	Channel 5155
		731.5 MHz	737.5 MHz	743.5 MHz
	RX (10M)	Channel 5060	Channel 5095	Channel 5130
		734.0 MHz	737.5 MHz	741.0 MHz

	TX / RX	RF Channel		
		Low (B)	Middle (M)	High (T)
LTE Band 17	TX (5M)	Channel 23755	Channel 23790	Channel 23825
		706.5 MHz	710 MHz	713.5 MHz
	TX (10M)	Channel 23780	Channel 23790	Channel 23800
		709.0 MHz	710 MHz	711.0 MHz
	RX (5M)	Channel 5755	Channel 5790	Channel 5825
		736.5 MHz	740 MHz	743.5 MHz
	RX (10M)	Channel 5780	Channel 5790	Channel 5800
		739.0 MHz	740 MHz	741.0 MHz

Any report having not been signed by authorized approver, or having been altered without authorization, or having not been stamped by the "Dedicated Testing/Inspection Stamp" is deemed to be invalid. Copying or excerpting portion of, or altering the content of the report is not permitted without the written authorization of AGC. The test results presented in the report apply only to the tested sample. Any objections to report issued by AGC should be submitted to AGC within 15days after the issuance of the test report. Further enquiry of validity or verification of the test report should be addressed to AGC by agc@agc-cert.com.

Attestation of Global Compliance(Shenzhen)Co., Ltd
Attestation of Global Compliance(Shenzhen)Std & Tech Co., Ltd
Tel: +86-755 2523 4088 E-mail: agc@agc-cert.com Web: http://cn.agc-cert.com/



6. OUTPUT POWER

6.1 CONDUCTED OUTPUT POWER

6.1.1 MEASUREMENT METHOD

The EUT is coupled to the SS with attenuator through power splitter; the RF load attached to EUT antenna terminal is 50ohm, the path loss as the factor is calibrated to correct the reading. A system simulator was used to establish communication with the EUT , Its parameters were set to force the EUT transmitting at maximum output power. The measured power in the radio frequency on the transmitter output terminals shall be reported. The measurements were performed on all modes at 3 typical channels (the Top Channel, the Middle Channel and the Bottom Channel) for each band.

Any report having not been signed by authorized approver, or having been altered without authorization, or having not been stamped by the "Dedicated Testing/Inspection Stamp" is deemed to be invalid. Copying or excerpting portion of, or altering the content of the report is not permitted without the written authorization of AGC. The test results presented in the report apply only to the tested sample. Any objections to report issued by AGC should be submitted to AGC within 15days after the issuance of the test report. Further enquiry of validity or verification of the test report should be addressed to AGC by agc@agc-cert.com.

Attestation of Global Compliance(Shenzhen)Co., Ltd

Attestation of Global Compliance(Shenzhen)Std & Tech Co., Ltd

Tel: +86-755 2523 4088 E-mail: agc@agc-cert.com Web: <http://cn.agc-cert.com/>



LTE Band 2

BW (MHz)	Ch	Freq. (MHz)	Mode	UL RB Allocation	UL RB Offset	MPR	Average power (dBm)
20MHz	18700	1860.0	QPSK	1	0	0	24.57
				1	49	0	24.76
				1	99	0	24.60
				50	0	1	23.51
				50	25	1	23.52
				50	49	1	23.62
				100	0	1	23.53
			16QAM	1	0	1	23.54
				1	49	1	23.66
				1	99	1	23.58
				50	0	2	23.55
				50	25	2	23.52
				50	49	2	23.62
				100	0	2	22.52
	18900	1880.0	QPSK	1	0	0	24.60
				1	49	0	24.75
				1	99	0	24.62
				50	0	1	23.57
				50	25	1	23.58
				50	49	1	23.62
				100	0	1	23.59
			16QAM	1	0	1	23.74
				1	49	1	23.92
				1	99	1	23.72
				50	0	2	23.59
				50	25	2	23.57
				50	49	2	23.63
				100	0	2	22.57
	19100	1900.0	QPSK	1	0	0	24.53
				1	49	0	24.71
				1	99	0	24.57
				50	0	1	23.75
				50	25	1	23.72
				50	49	1	23.74
				100	0	1	23.72
			16QAM	1	0	1	23.59
				1	49	1	23.81
				1	99	1	23.65
				50	0	2	23.73
				50	25	2	23.73
				50	49	2	23.73
				100	0	2	22.71

Any report having not been signed by authorized approver, or having been altered without authorization, or having not been stamped by the "Dedicated Testing/Inspection Stamp" is deemed to be invalid. Copying or excerpting portion of, or altering the content of the report is not permitted without the written authorization of AGC. The test results presented in the report apply only to the tested sample. Any objections to report issued by AGC should be submitted to AGC within 15days after the issuance of the test report. Further enquiry of validity or verification of the test report should be addressed to AGC by agc@agc-cert.com.



BW (MHz)	Ch	Freq. (MHz)	Mode	UL RB Allocation	UL RB Offset	MPR	Average power (dBm)
15MHz	18675	1857.5	QPSK	1	0	0	24.49
				1	38	0	24.54
				1	74	0	24.47
				38	0	1	23.69
				38	18	1	23.70
				38	37	1	23.67
				75	0	1	23.65
			16QAM	1	0	1	23.66
				1	38	1	23.68
				1	74	1	23.67
				38	0	2	23.70
				38	18	2	23.65
				38	37	2	23.65
				75	0	2	22.55
	18900	1880.0	QPSK	1	0	0	24.61
				1	38	0	24.65
				1	74	0	24.60
				38	0	1	23.71
				38	18	1	23.73
				38	37	1	23.72
				75	0	1	23.72
			16QAM	1	0	1	23.87
				1	38	1	23.92
				1	74	1	23.87
				38	0	2	23.70
				38	18	2	23.72
				38	37	2	23.73
				75	0	2	22.68
	19125	1902.5	QPSK	1	0	0	24.69
				1	38	0	24.73
				1	74	0	24.71
				38	0	1	23.80
				38	18	1	23.79
				38	37	1	23.80
				75	0	1	23.79
			16QAM	1	0	1	23.56
				1	38	1	23.64
				1	74	1	23.58
				38	0	2	23.80
				38	18	2	23.80
				38	37	2	23.80
				75	0	2	22.75

Any report having not been signed by authorized approver, or having been altered without authorization, or having not been stamped by the "Dedicated Testing/Inspection Stamp" is deemed to be invalid. Copying or excerpting portion of, or altering the content of the report is not permitted without the written authorization of AGC. The test results presented in the report apply only to the tested sample. Any objections to report issued by AGC should be submitted to AGC within 15days after the issuance of the test report. Further enquiry of validity or verification of the test report should be addressed to AGC by agc@agc-cert.com.

Attestation of Global Compliance(Shenzhen)Co., Ltd
Attestation of Global Compliance(Shenzhen)Std & Tech Co., Ltd
Tel: +86-755 2523 4088 E-mail: agc@agc-cert.com Web: http://cn.agc-cert.com/



BW (MHz)	Ch	Freq. (MHz)	Mode	UL RB Allocation	UL RB Offset	MPR	Average power (dBm)
10MHz	18650	1855.0	QPSK	1	0	0	24.55
				1	24	0	24.60
				1	49	0	24.58
				25	0	1	23.60
				25	12	1	23.59
				25	25	1	23.62
				50	0	1	23.61
			16QAM	1	0	1	23.71
				1	24	1	23.81
				1	49	1	23.69
				25	0	2	23.60
				25	12	2	23.59
				25	25	2	23.62
				50	0	2	22.57
	18900	1880.0	QPSK	1	0	0	24.69
				1	24	0	24.70
				1	49	0	24.66
				25	0	1	23.71
				25	12	1	23.70
				25	25	1	23.71
				50	0	1	23.69
			16QAM	1	0	1	23.75
				1	24	1	23.91
				1	49	1	23.82
				25	0	2	23.71
				25	12	2	23.72
				25	25	2	23.75
				50	0	2	22.69
	19150	1905.0	QPSK	1	0	0	24.76
				1	24	0	24.85
				1	49	0	24.79
				25	0	1	23.79
				25	12	1	23.76
				25	25	1	23.82
				50	0	1	23.74
			16QAM	1	0	1	23.65
				1	24	1	23.79
				1	49	1	23.70
				25	0	2	23.77
				25	12	2	23.76
				25	25	2	23.79
				50	0	2	22.70

Any report having not been signed by authorized approver, or having been altered without authorization, or having not been stamped by the "Dedicated Testing/Inspection Stamp" is deemed to be invalid. Copying or excerpting portion of, or altering the content of the report is not permitted without the written authorization of AGC. The test results presented in the report apply only to the tested sample. Any objections to report issued by AGC should be submitted to AGC within 15days after the issuance of the test report. Further enquiry of validity or verification of the test report should be addressed to AGC by agc@agc-cert.com.



BW (MHz)	Ch	Freq. (MHz)	Mode	UL RB Allocation	UL RB Offset	MPR	Average power (dBm)
5MHz	18625	1852.5	QPSK	1	0	0	24.52
				1	12	0	24.62
				1	24	0	24.47
				12	0	1	23.54
				12	6	1	23.52
				12	13	1	23.51
				25	0	1	23.56
			16QAM	1	0	1	23.52
				1	12	1	23.61
				1	24	1	23.46
				12	0	2	23.58
				12	6	2	23.51
				12	13	2	23.50
				25	0	2	22.55
	18900	1880.0	QPSK	1	0	0	24.62
				1	12	0	24.73
				1	24	0	24.62
				12	0	1	23.66
				12	6	1	23.67
				12	13	1	23.62
				25	0	1	23.67
			16QAM	1	0	1	23.79
				1	12	1	23.95
				1	24	1	23.79
				12	0	2	23.64
				12	6	2	23.65
				12	13	2	23.64
				25	0	2	22.63
	19175	1907.5	QPSK	1	0	0	24.76
				1	12	0	24.89
				1	24	0	24.75
				12	0	1	23.72
				12	6	1	23.73
				12	13	1	23.75
				25	0	1	23.75
			16QAM	1	0	1	23.70
				1	12	1	23.85
				1	24	1	23.73
				12	0	2	23.76
				12	6	2	23.75
				12	13	2	23.73
				25	0	2	22.78

Any report having not been signed by authorized approver, or having been altered without authorization, or having not been stamped by the "Dedicated Testing/Inspection Stamp" is deemed to be invalid. Copying or excerpting portion of, or altering the content of the report is not permitted without the written authorization of AGC. The test results presented in the report apply only to the tested sample. Any objections to report issued by AGC should be submitted to AGC within 15days after the issuance of the test report. Further enquiry of validity or verification of the test report should be addressed to AGC by agc@agc-cert.com.



BW (MHz)	Ch	Freq. (MHz)	Mode	UL RB Allocation	UL RB Offset	MPR	Average power (dBm)
3MHz	18615	1851.5	QPSK	1	0	0	24.49
				1	8	0	24.51
				1	14	0	24.50
				8	0	1	23.50
				8	4	1	23.50
				8	8	1	23.52
				15	0	1	23.50
			16QAM	1	0	1	23.71
				1	8	1	23.70
				1	14	1	23.68
				8	0	2	23.52
				8	4	2	23.48
				8	8	2	23.51
				15	0	2	22.52
	18900	1880.0	QPSK	1	0	0	24.66
				1	8	0	24.66
				1	14	0	24.63
				8	0	1	23.65
				8	4	1	23.62
				8	7	1	23.62
				15	0	1	23.60
			16QAM	1	0	1	23.83
				1	8	1	23.76
				1	14	1	23.76
				8	0	2	23.61
				8	4	2	23.62
				8	8	2	23.62
				15	0	2	22.56
	19185	1908.5	QPSK	1	0	0	24.77
				1	8	0	24.77
				1	14	0	24.75
				8	0	1	23.74
				8	4	1	23.75
				8	8	1	23.76
				15	0	1	23.76
			16QAM	1	0	1	23.64
				1	8	1	23.67
				1	14	1	23.67
				8	0	2	23.74
				8	4	2	23.73
				8	8	2	23.72
				15	0	2	22.63

Any report having not been signed by authorized approver, or having been altered without authorization, or having not been stamped by the "Dedicated Testing/Inspection Stamp" is deemed to be invalid. Copying or excerpting portion of, or altering the content of the report is not permitted without the written authorization of AGC. The test results presented in the report apply only to the tested sample. Any objections to report issued by AGC should be submitted to AGC within 15days after the issuance of the test report. Further enquiry of validity or verification of the test report should be addressed to AGC by agc@agc-cert.com.



BW (MHz)	Ch	Freq. (MHz)	Mode	UL RB Allocation	UL RB Offset	MPR	Average power (dBm)
1.4MHz	18607	1850.7	QPSK	1	0	0	24.46
				1	2	0	24.58
				1	5	0	24.47
				3	0	0	24.55
				3	1	0	24.55
				3	2	0	24.55
				6	0	1	23.55
			16QAM	1	0	1	23.56
				1	2	1	23.72
				1	5	1	23.61
				3	0	1	23.56
				3	1	1	23.53
				3	2	1	23.54
				6	0	2	22.57
	18900	1880.0	QPSK	1	0	0	24.57
				1	2	0	24.63
				1	5	0	24.56
				3	0	0	24.62
				3	1	0	24.63
				3	2	0	24.66
				6	0	1	23.64
			16QAM	1	0	1	23.68
				1	2	1	23.85
				1	5	1	23.72
				3	0	1	23.63
				3	1	1	23.62
				3	2	1	23.70
				6	0	2	22.54
	19193	1909.3	QPSK	1	0	0	24.67
				1	2	0	24.80
				1	5	0	24.72
				3	0	0	24.69
				3	1	0	24.69
				3	2	0	24.72
				6	0	1	23.75
			16QAM	1	0	1	23.56
				1	2	1	23.72
				1	5	1	23.54
				3	0	1	23.70
				3	1	1	23.69
				3	2	1	23.75
				6	0	2	22.71

Any report having not been signed by authorized approver, or having been altered without authorization, or having not been stamped by the "Dedicated Testing/Inspection Stamp" is deemed to be invalid. Copying or excerpting portion of, or altering the content of the report is not permitted without the written authorization of AGC. The test results presented in the report apply only to the tested sample. Any objections to report issued by AGC should be submitted to AGC within 15days after the issuance of the test report. Further enquiry of validity or verification of the test report should be addressed to AGC by agc@agc-cert.com.



LTE Band 4

BW (MHz)	Ch	Freq. (MHz)	Mode	UL RB Allocation	UL RB Offset	MPR	Average power (dBm)
20MHz	20050	1720.0	QPSK	1	0	0	23.78
				1	49	0	24.05
				1	99	0	23.83
				50	0	1	22.82
				50	25	1	22.82
				50	49	1	22.84
				100	0	1	22.83
			16QAM	1	0	1	22.78
				1	49	1	23.07
				1	99	1	22.81
				50	0	2	22.84
				50	25	2	22.85
				50	49	2	22.87
				100	0	2	21.79
	20175	1732.5	QPSK	1	0	0	23.77
				1	49	0	23.99
				1	99	0	23.80
				50	0	1	22.83
				50	25	1	22.84
				50	49	1	22.89
				100	0	1	22.85
			16QAM	1	0	1	22.93
				1	49	1	23.17
				1	99	1	22.94
				50	0	2	22.84
				50	25	2	22.83
				50	49	2	22.87
				100	0	2	21.84
	20300	1745.0	QPSK	1	0	0	23.63
				1	49	0	23.93
				1	99	0	23.66
				50	0	1	22.83
				50	25	1	22.81
				50	49	1	22.86
				100	0	1	22.79
			16QAM	1	0	1	22.74
				1	49	1	22.93
				1	99	1	22.81
				50	0	2	22.79
				50	25	2	22.81
				50	49	2	22.86
				100	0	2	21.85

Any report having not been signed by authorized approver, or having been altered without authorization, or having not been stamped by the "Dedicated Testing/Inspection Stamp" is deemed to be invalid. Copying or excerpting portion of, or altering the content of the report is not permitted without the written authorization of AGC. The test results presented in the report apply only to the tested sample. Any objections to report issued by AGC should be submitted to AGC within 15days after the issuance of the test report. Further enquiry of validity or verification of the test report should be addressed to AGC by agc@agc-cert.com.



BW (MHz)	Ch	Freq. (MHz)	Mode	UL RB Allocation	UL RB Offset	MPR	Average power (dBm)
15MHz	20025	1717.5	QPSK	1	0	0	23.68
				1	37	0	23.85
				1	74	0	23.76
				36	0	1	22.88
				36	16	1	22.87
				36	35	1	22.89
				75	0	1	22.87
			16QAM	1	0	1	22.85
				1	37	1	23.00
				1	74	1	22.96
				36	0	2	22.88
				36	16	2	22.88
				36	35	2	22.88
				75	0	2	21.80
	20175	1732.5	QPSK	1	0	0	23.78
				1	37	0	23.86
				1	74	0	23.76
				36	0	1	22.92
				36	16	1	22.92
				36	35	1	22.92
				75	0	1	22.91
			16QAM	1	0	1	23.08
				1	37	1	23.11
				1	74	1	22.99
				36	0	2	22.92
				36	16	2	22.92
				36	35	2	22.92
				75	0	2	21.86
	20325	1747.5	QPSK	1	0	0	23.81
				1	37	0	23.91
				1	74	0	23.80
				36	0	1	22.95
				36	16	1	22.94
				36	35	1	22.96
				75	0	1	22.91
			16QAM	1	0	1	22.72
				1	37	1	22.79
				1	74	1	22.72
				36	0	2	22.97
				36	16	2	22.94
				36	35	2	22.97
				75	0	2	21.92

Any report having not been signed by authorized approver, or having been altered without authorization, or having not been stamped by the "Dedicated Testing/Inspection Stamp" is deemed to be invalid. Copying or excerpting portion of, or altering the content of the report is not permitted without the written authorization of AGC. The test results presented in the report apply only to the tested sample. Any objections to report issued by AGC should be submitted to AGC within 15days after the issuance of the test report. Further enquiry of validity or verification of the test report should be addressed to AGC by agc@agc-cert.com.

Attestation of Global Compliance(Shenzhen)Co., Ltd
Attestation of Global Compliance(Shenzhen)Std & Tech Co., Ltd
Tel: +86-755 2523 4088 E-mail: agc@agc-cert.com Web: http://cn.agc-cert.com/



BW (MHz)	Ch	Freq. (MHz)	Mode	UL RB Allocation	UL RB Offset	MPR	Average power (dBm)
10MHz	20000	1715.0	QPSK	1	0	0	23.76
				1	24	0	23.95
				1	49	0	23.86
				25	0	1	22.87
				25	12	1	22.89
				25	25	1	22.94
				50	0	1	22.89
			16QAM	1	0	1	22.97
				1	24	1	23.14
				1	49	1	23.02
				25	0	2	22.86
				25	12	2	22.90
				25	25	2	22.94
				50	0	2	21.86
	20175	1732.5	QPSK	1	0	0	23.85
				1	24	0	23.95
				1	49	0	23.86
				25	0	1	22.93
				25	12	1	22.93
				25	25	1	22.97
				50	0	1	22.75
			16QAM	1	0	1	23.04
				1	24	1	23.19
				1	49	1	23.00
				25	0	2	22.90
				25	12	2	22.93
				25	25	2	22.90
				50	0	2	21.80
	20350	1750.0	QPSK	1	0	0	23.75
				1	24	0	23.84
				1	49	0	23.73
				25	0	1	22.89
				25	12	1	22.90
				25	25	1	22.88
				50	0	1	22.87
			16QAM	1	0	1	22.62
				1	24	1	22.84
				1	49	1	22.77
				25	0	2	22.91
				25	12	2	22.92
				25	25	2	22.89
				50	0	2	21.91

Any report having not been signed by authorized approver, or having been altered without authorization, or having not been stamped by the "Dedicated Testing/Inspection Stamp" is deemed to be invalid. Copying or excerpting portion of, or altering the content of the report is not permitted without the written authorization of AGC. The test results presented in the report apply only to the tested sample. Any objections to report issued by AGC should be submitted to AGC within 15days after the issuance of the test report. Further enquiry of validity or verification of the test report should be addressed to AGC by agc@agc-cert.com.



BW (MHz)	Ch	Freq. (MHz)	Mode	UL RB Allocation	UL RB Offset	MPR	Average power (dBm)
5MHz	19975	1712.5	QPSK	1	0	0	23.78
				1	12	0	23.98
				1	24	0	23.83
				12	0	1	22.82
				12	6	1	22.82
				12	11	1	22.89
				25	0	1	22.87
			16QAM	1	0	1	22.78
				1	12	1	22.95
				1	24	1	22.84
				12	0	2	22.81
				12	6	2	22.85
				12	11	2	22.90
				25	0	2	21.89
	20175	1732.5	QPSK	1	0	0	23.89
				1	12	0	23.96
				1	24	0	23.87
				12	0	1	22.87
				12	6	1	22.88
				12	11	1	22.85
				25	0	1	22.88
			16QAM	1	0	1	23.05
				1	12	1	23.12
				1	24	1	23.03
				12	0	2	22.90
				12	6	2	22.87
				12	11	2	22.88
				25	0	2	21.89
	20375	1752.5	QPSK	1	0	0	23.89
				1	12	0	24.02
				1	24	0	23.93
				12	0	1	22.90
				12	6	1	22.92
				12	11	1	22.91
				25	0	1	22.94
			16QAM	1	0	1	22.87
				1	12	1	23.02
				1	24	1	22.92
				12	0	2	22.89
				12	6	2	22.90
				12	11	2	22.93
				25	0	2	21.99

Any report having not been signed by authorized approver, or having been altered without authorization, or having not been stamped by the "Dedicated Testing/Inspection Stamp" is deemed to be invalid. Copying or excerpting portion of, or altering the content of the report is not permitted without the written authorization of AGC. The test results presented in the report apply only to the tested sample. Any objections to report issued by AGC should be submitted to AGC within 15days after the issuance of the test report. Further enquiry of validity or verification of the test report should be addressed to AGC by agc@agc-cert.com.



BW (MHz)	Ch	Freq. (MHz)	Mode	UL RB Allocation	UL RB Offset	MPR	Average power (dBm)
3MHz	19965	1711.5	QPSK	1	0	0	23.84
				1	7	0	23.85
				1	14	0	23.88
				8	0	1	22.85
				8	4	1	22.82
				8	7	1	22.87
				15	0	1	22.86
			16QAM	1	0	1	23.02
				1	7	1	23.00
				1	14	1	23.03
				8	0	2	22.83
				8	4	2	22.82
				8	7	2	22.80
				15	0	2	21.86
	20175	1732.5	QPSK	1	0	0	23.92
				1	7	0	23.92
				1	14	0	23.89
				8	0	1	22.85
				8	4	1	22.87
				8	7	1	22.86
				15	0	1	22.91
			16QAM	1	0	1	23.07
				1	7	1	23.03
				1	14	1	23.01
				8	0	2	22.86
				8	4	2	22.86
				8	7	2	22.90
				15	0	2	21.79
	20385	1753.5	QPSK	1	0	0	23.92
				1	7	0	23.91
				1	14	0	23.92
				8	0	1	22.92
				8	4	1	22.92
				8	7	1	22.92
				15	0	1	22.89
			16QAM	1	0	1	22.78
				1	7	1	22.83
				1	14	1	22.84
				8	0	2	22.89
				8	4	2	22.88
				8	7	2	22.89
				15	0	2	21.85

Any report having not been signed by authorized approver, or having been altered without authorization, or having not been stamped by the "Dedicated Testing/Inspection Stamp" is deemed to be invalid. Copying or excerpting portion of, or altering the content of the report is not permitted without the written authorization of AGC. The test results presented in the report apply only to the tested sample. Any objections to report issued by AGC should be submitted to AGC within 15days after the issuance of the test report. Further enquiry of validity or verification of the test report should be addressed to AGC by agc@agc-cert.com.



BW (MHz)	Ch	Freq. (MHz)	Mode	UL RB Allocation	UL RB Offset	MPR	Average power (dBm)
1.4MHz	19957	1710.7	QPSK	1	0	0	23.81
				1	2	0	23.87
				1	5	0	23.81
				3	0	0	23.85
				3	1	0	23.86
				3	2	0	23.85
				6	0	1	22.83
			16QAM	1	0	1	22.89
				1	2	1	23.04
				1	5	1	22.91
				3	0	1	23.87
				3	1	1	23.85
				3	2	1	23.84
				6	0	2	21.86
	20175	1732.5	QPSK	1	0	0	23.82
				1	2	0	23.94
				1	5	0	23.85
				3	0	0	23.89
				3	1	0	23.93
				3	2	0	23.96
				6	0	1	22.92
			16QAM	1	0	1	23.01
				1	2	1	23.18
				1	5	1	22.95
				3	0	1	23.91
				3	1	1	23.91
				3	2	1	23.96
				6	0	2	21.79
	20393	1754.3	QPSK	1	0	0	23.89
				1	2	0	24.03
				1	5	0	23.89
				3	0	0	23.96
				3	1	0	23.94
				3	2	0	23.98
				6	0	1	22.94
			16QAM	1	0	1	22.77
				1	2	1	22.94
				1	5	1	22.74
				3	0	1	23.96
				3	1	1	23.96
				3	2	1	23.93
				6	0	2	21.90

Any report having not been signed by authorized approver, or having been altered without authorization, or having not been stamped by the "Dedicated Testing/Inspection Stamp" is deemed to be invalid. Copying or excerpting portion of, or altering the content of the report is not permitted without the written authorization of AGC. The test results presented in the report apply only to the tested sample. Any objections to report issued by AGC should be submitted to AGC within 15days after the issuance of the test report. Further enquiry of validity or verification of the test report should be addressed to AGC by agc@agc-cert.com.



LTE Band 5

BW (MHz)	Ch	Freq. (MHz)	Mode	UL RB Allocation	UL RB Offset	MPR	Average power (dBm)
10MHz	20450	829	QPSK	1	0	0	23.06
				1	24	0	23.43
				1	49	0	22.25
				25	0	1	21.88
				25	12	1	21.90
				25	25	1	21.73
				50	0	1	21.28
			16QAM	1	0	1	21.05
				1	24	1	21.34
				1	49	1	21.26
				25	0	2	21.78
				25	12	2	21.01
				25	25	2	21.51
				50	0	2	21.00
	20525	836.5	QPSK	1	0	0	23.45
				1	24	0	23.11
				1	49	0	23.43
				25	0	1	21.70
				25	12	1	21.89
				25	25	1	21.91
				50	0	1	22.14
			16QAM	1	0	1	22.32
				1	24	1	23.33
				1	49	1	24.11
				25	0	2	24.00
				25	12	2	23.97
				25	25	2	23.32
				50	0	2	23.02
	20600	844	QPSK	1	0	0	23.56
				1	24	0	22.51
				1	49	0	22.86
				25	0	1	21.79
				25	12	1	22.52
				25	25	1	21.38
				50	0	1	21.60
			16QAM	1	0	1	22.54
				1	24	1	22.01
				1	49	1	21.58
				25	0	2	22.25
				25	12	2	21.99
				25	25	2	21.98
				50	0	2	21.23

Any report having not been signed by authorized approver, or having been altered without authorization, or having not been stamped by the "Dedicated Testing/Inspection Stamp" is deemed to be invalid. Copying or excerpting portion of, or altering the content of the report is not permitted without the written authorization of AGC. The test results presented in the report apply only to the tested sample. Any objections to report issued by AGC should be submitted to AGC within 15days after the issuance of the test report. Further enquiry of validity or verification of the test report should be addressed to AGC by agc@agc-cert.com.



BW (MHz)	Ch	Freq. (MHz)	Mode	UL RB Allocation	UL RB Offset	MPR	Average power (dBm)
5MHz	20425	826.5	QPSK	1	0	0	23.35
				1	12	0	23.44
				1	24	0	23.40
				12	0	1	22.36
				12	6	1	22.35
				12	11	1	22.41
				25	0	1	22.39
			16QAM	1	0	1	22.37
				1	12	1	22.49
				1	24	1	22.39
				12	0	2	22.37
				12	6	2	22.38
				12	11	2	22.43
				25	0	2	21.42
	20525	836.5	QPSK	1	0	0	23.43
				1	12	0	23.60
				1	24	0	23.50
				12	0	1	22.54
				12	6	1	22.53
				12	11	1	22.50
				25	0	1	22.55
			16QAM	1	0	1	22.68
				1	12	1	22.80
				1	24	1	22.66
				12	0	2	22.54
				12	6	2	22.52
				12	11	2	22.54
				25	0	2	21.54
	20625	846.5	QPSK	1	0	0	23.57
				1	12	0	23.70
				1	24	0	23.62
				12	0	1	22.71
				12	6	1	22.67
				12	11	1	22.57
				25	0	1	22.65
			16QAM	1	0	1	22.54
				1	12	1	22.73
				1	24	1	22.63
				12	0	2	22.70
				12	6	2	22.67
				12	11	2	22.58
				25	0	2	21.68

Any report having not been signed by authorized approver, or having been altered without authorization, or having not been stamped by the "Dedicated Testing/Inspection Stamp" is deemed to be invalid. Copying or excerpting portion of, or altering the content of the report is not permitted without the written authorization of AGC. The test results presented in the report apply only to the tested sample. Any objections to report issued by AGC should be submitted to AGC within 15days after the issuance of the test report. Further enquiry of validity or verification of the test report should be addressed to AGC by agc@agc-cert.com.



BW (MHz)	Ch	Freq. (MHz)	Mode	UL RB Allocation	UL RB Offset	MPR	Average power (dBm)
3MHz	20415	825.5	QPSK	1	0	0	23.33
				1	7	0	23.33
				1	14	0	23.37
				8	0	1	22.31
				8	4	1	22.34
				8	7	1	22.37
				15	0	1	22.35
			16QAM	1	0	1	22.56
				1	7	1	22.52
				1	14	1	22.53
				8	0	2	22.33
				8	4	2	22.35
				8	7	2	22.32
				15	0	2	21.35
	20525	836.5	QPSK	1	0	0	23.40
				1	7	0	23.48
				1	14	0	23.46
				8	0	1	22.49
				8	4	1	22.49
				8	7	1	22.46
				15	0	1	22.46
			16QAM	1	0	1	22.67
				1	7	1	22.62
				1	14	1	22.63
				8	0	2	22.48
				8	4	2	22.49
				8	7	2	22.48
				15	0	2	21.44
	20635	847.5	QPSK	1	0	0	23.61
				1	7	0	23.61
				1	14	0	23.59
				8	0	1	22.59
				8	4	1	22.60
				8	7	1	22.55
				15	0	1	22.56
			16QAM	1	0	1	22.53
				1	7	1	22.54
				1	14	1	22.53
				8	0	2	22.59
				8	4	2	22.59
				8	7	2	22.58
				15	0	2	21.55

Any report having not been signed by authorized approver, or having been altered without authorization, or having not been stamped by the "Dedicated Testing/Inspection Stamp" is deemed to be invalid. Copying or excerpting portion of, or altering the content of the report is not permitted without the written authorization of AGC. The test results presented in the report apply only to the tested sample. Any objections to report issued by AGC should be submitted to AGC within 15days after the issuance of the test report. Further enquiry of validity or verification of the test report should be addressed to AGC by agc@agc-cert.com.



BW (MHz)	Ch	Freq. (MHz)	Mode	UL RB Allocation	UL RB Offset	MPR	Average power (dBm)
1.4MHz	20407	824.7	QPSK	1	0	0	23.29
				1	2	0	23.41
				1	5	0	23.31
				3	0	0	23.38
				3	1	0	23.38
				3	2	0	23.34
				6	0	1	22.31
			16QAM	1	0	1	22.38
				1	2	1	22.59
				1	5	1	22.42
				3	0	1	23.33
				3	1	1	23.37
				3	2	1	23.34
				6	0	2	21.37
	20525	836.5	QPSK	1	0	0	23.35
				1	2	0	23.47
				1	5	0	23.34
				3	0	0	23.42
				3	1	0	23.43
				3	2	0	23.47
				6	0	1	22.42
			16QAM	1	0	1	22.51
				1	2	1	22.66
				1	5	1	22.57
				3	0	1	23.44
				3	1	1	23.46
				3	2	1	23.48
				6	0	2	21.33
	20643	848.3	QPSK	1	0	0	23.48
				1	2	0	23.67
				1	5	0	23.52
				3	0	0	23.59
				3	1	0	23.58
				3	2	0	23.58
				6	0	1	22.56
			16QAM	1	0	1	22.39
				1	2	1	22.68
				1	5	1	22.42
				3	0	1	23.60
				3	1	1	23.59
				3	2	1	23.59
				6	0	2	21.57

Any report having not been signed by authorized approver, or having been altered without authorization, or having not been stamped by the "Dedicated Testing/Inspection Stamp" is deemed to be invalid. Copying or excerpting portion of, or altering the content of the report is not permitted without the written authorization of AGC. The test results presented in the report apply only to the tested sample. Any objections to report issued by AGC should be submitted to AGC within 15days after the issuance of the test report. Further enquiry of validity or verification of the test report should be addressed to AGC by agc@agc-cert.com.



LTE Band 7

BW (MHz)	Ch	Freq. (MHz)	Mode	UL RB Allocation	UL RB Offset	MPR	Average power (dBm)
20MHz	20850	2510	QPSK	1	0	0	22.92
				1	49	0	23.18
				1	99	0	23.04
				50	0	1	22.10
				50	25	1	21.97
				50	49	1	21.97
				100	0	1	22.01
			16QAM	1	0	1	21.89
				1	49	1	22.12
				1	99	1	22.01
				50	0	2	21.98
				50	25	2	21.93
				50	49	2	22.06
				100	0	2	21.13
	21100	2535	QPSK	1	0	0	23.96
				1	49	0	23.39
				1	99	0	23.31
				50	0	1	22.25
				50	25	1	22.29
				50	49	1	22.57
				100	0	1	22.47
			16QAM	1	0	1	22.24
				1	49	1	22.58
				1	99	1	22.35
				50	0	2	22.39
				50	25	2	22.28
				50	49	2	22.68
				100	0	2	21.66
	21350	2560	QPSK	1	0	0	23.26
				1	49	0	23.44
				1	99	0	23.28
				50	0	1	22.43
				50	25	1	22.43
				50	49	1	22.55
				100	0	1	22.48
			16QAM	1	0	1	22.24
				1	49	1	22.57
				1	99	1	22.44
				50	0	2	22.48
				50	25	2	22.43
				50	49	2	22.57
				100	0	2	21.59

Any report having not been signed by authorized approver, or having been altered without authorization, or having not been stamped by the "Dedicated Testing/Inspection Stamp" is deemed to be invalid. Copying or excerpting portion of, or altering the content of the report is not permitted without the written authorization of AGC. The test results presented in the report apply only to the tested sample. Any objections to report issued by AGC should be submitted to AGC within 15days after the issuance of the test report. Further enquiry of validity or verification of the test report should be addressed to AGC by agc@agc-cert.com.



BW (MHz)	Ch	Freq. (MHz)	Mode	UL RB Allocation	UL RB Offset	MPR	Average power (dBm)
15MHz	20825	2507.5	QPSK	1	0	0	23.00
				1	37	0	23.13
				1	74	0	22.90
				36	0	1	22.21
				36	16	1	22.16
				36	35	1	22.41
				75	0	1	22.46
			16QAM	1	0	1	22.07
				1	37	1	22.16
				1	74	1	22.10
				36	0	2	22.33
				36	16	2	22.36
				36	35	2	22.37
				75	0	2	21.31
	21100	2535	QPSK	1	0	0	23.21
				1	37	0	23.34
				1	74	0	23.43
				36	0	1	22.80
				36	16	1	22.75
				36	35	1	22.73
				75	0	1	22.70
			16QAM	1	0	1	22.33
				1	37	1	22.48
				1	74	1	22.69
				36	0	2	22.74
				36	16	2	22.63
				36	35	2	22.76
				75	0	2	21.73
	21375	2562.5	QPSK	1	0	0	23.62
				1	37	0	23.64
				1	74	0	23.45
				36	0	1	22.58
				36	16	1	22.58
				36	35	1	22.69
				75	0	1	22.53
			16QAM	1	0	1	22.19
				1	37	1	22.42
				1	74	1	22.33
				36	0	2	22.59
				36	16	2	22.47
				36	35	2	22.51
				75	0	2	21.56

Any report having not been signed by authorized approver, or having been altered without authorization, or having not been stamped by the "Dedicated Testing/Inspection Stamp" is deemed to be invalid. Copying or excerpting portion of, or altering the content of the report is not permitted without the written authorization of AGC. The test results presented in the report apply only to the tested sample. Any objections to report issued by AGC should be submitted to AGC within 15days after the issuance of the test report. Further enquiry of validity or verification of the test report should be addressed to AGC by agc@agc-cert.com.



BW (MHz)	Ch	Freq. (MHz)	Mode	UL RB Allocation	UL RB Offset	MPR	Average power (dBm)
10MHz	20800	2505	QPSK	1	0	0	23.22
				1	24	0	23.23
				1	49	0	23.08
				25	0	1	22.35
				25	12	1	22.42
				25	25	1	22.40
				50	0	1	22.37
			16QAM	1	0	1	21.94
				1	24	1	22.17
				1	49	1	22.11
				25	0	2	22.39
				25	12	2	22.41
				25	25	2	22.38
				50	0	2	21.43
	21100	2535	QPSK	1	0	0	23.54
				1	24	0	23.77
				1	49	0	23.66
				25	0	1	22.64
				25	12	1	22.63
				25	25	1	22.79
				50	0	1	22.69
			16QAM	1	0	1	22.73
				1	24	1	22.94
				1	49	1	22.80
				25	0	2	22.65
				25	12	2	22.66
				25	25	2	22.81
				50	0	2	21.77
	21400	2565	QPSK	1	0	0	23.82
				1	24	0	23.65
				1	49	0	23.59
				25	0	1	22.47
				25	12	1	22.46
				25	25	1	22.61
				50	0	1	22.55
			16QAM	1	0	1	22.26
				1	24	1	22.46
				1	49	1	22.39
				25	0	2	22.46
				25	12	2	22.46
				25	25	2	22.60
				50	0	2	21.54

Any report having not been signed by authorized approver, or having been altered without authorization, or having not been stamped by the "Dedicated Testing/Inspection Stamp" is deemed to be invalid. Copying or excerpting portion of, or altering the content of the report is not permitted without the written authorization of AGC. The test results presented in the report apply only to the tested sample. Any objections to report issued by AGC should be submitted to AGC within 15days after the issuance of the test report. Further enquiry of validity or verification of the test report should be addressed to AGC by agc@agc-cert.com.



BW (MHz)	Ch	Freq. (MHz)	Mode	UL RB Allocation	UL RB Offset	MPR	Average power (dBm)
5MHz	20775	2502.5	QPSK	1	0	0	23.30
				1	12	0	23.38
				1	24	0	23.33
				12	0	1	22.31
				12	6	1	22.33
				12	13	1	22.33
				25	0	1	22.32
			16QAM	1	0	1	22.29
				1	12	1	22.37
				1	24	1	22.30
				12	0	2	22.34
				12	6	2	22.34
				12	13	2	22.29
				25	0	2	21.41
	21100	2535	QPSK	1	0	0	23.61
				1	12	0	23.71
				1	24	0	23.61
				12	0	1	22.64
				12	6	1	22.67
				12	13	1	22.65
				25	0	1	22.66
			16QAM	1	0	1	22.79
				1	12	1	22.87
				1	24	1	22.79
				12	0	2	22.67
				12	6	2	22.62
				12	13	2	22.68
				25	0	2	21.64
	21425	2567.5	QPSK	1	0	0	23.87
				1	12	0	24.02
				1	24	0	23.89
				12	0	1	22.86
				12	6	1	22.68
				12	13	1	22.86
				25	0	1	22.70
			16QAM	1	0	1	22.86
				1	12	1	22.94
				1	24	1	22.79
				12	0	2	22.75
				12	6	2	22.55
				12	13	2	22.72
				25	0	2	21.76

Any report having not been signed by authorized approver, or having been altered without authorization, or having not been stamped by the "Dedicated Testing/Inspection Stamp" is deemed to be invalid. Copying or excerpting portion of, or altering the content of the report is not permitted without the written authorization of AGC. The test results presented in the report apply only to the tested sample. Any objections to report issued by AGC should be submitted to AGC within 15days after the issuance of the test report. Further enquiry of validity or verification of the test report should be addressed to AGC by agc@agc-cert.com.



LTE Band 12


BW (MHz)	Ch	Freq. (MHz)	Mode	UL RB Allocation	UL RB Offset	MPR	Average power (dBm)
10MHz	23060	704.0	QPSK	1	0	0	23.42
				1	24	0	23.85
				1	49	0	22.63
				25	0	1	22.69
				25	12	1	22.67
				25	25	1	22.94
				50	0	1	22.61
			16QAM	1	0	1	22.86
				1	24	1	22.07
				1	49	1	22.40
				25	0	2	22.39
				25	12	2	22.60
				25	25	2	22.11
				50	0	2	21.17
	23095	707.5	QPSK	1	0	0	23.08
				1	24	0	24.06
				1	49	0	23.63
				25	0	1	22.49
				25	12	1	23.08
				25	25	1	21.55
				50	0	1	22.69
			16QAM	1	0	1	21.92
				1	24	1	23.91
				1	49	1	24.13
				25	0	2	24.54
				25	12	2	24.37
				25	25	2	23.96
				50	0	2	22.36
	23130	711.0	QPSK	1	0	0	22.91
				1	24	0	23.43
				1	49	0	23.85
				25	0	1	22.52
				25	12	1	22.93
				25	25	1	22.05
				50	0	1	22.81
			16QAM	1	0	1	21.83
				1	24	1	22.40
				1	49	1	22.17
				25	0	2	21.75
				25	12	2	21.84
				25	25	2	21.87
				50	0	2	21.67

Any report having not been signed by authorized approver, or having been altered without authorization, or having not been stamped by the "Dedicated Testing/Inspection Stamp" is deemed to be invalid. Copying or excerpting portion of, or altering the content of the report is not permitted without the written authorization of AGC. The test results presented in the report apply only to the tested sample. Any objections to report issued by AGC should be submitted to AGC within 15days after the issuance of the test report. Further enquiry of validity or verification of the test report should be addressed to AGC by agc@agc-cert.com.



BW (MHz)	Ch	Freq. (MHz)	Mode	UL RB Allocation	UL RB Offset	MPR	Average power (dBm)
5MHz	23035	701.5	QPSK	1	0	0	23.98
				1	12	0	24.05
				1	24	0	23.94
				12	0	1	22.95
				12	6	1	22.92
				12	13	1	23.10
				25	0	1	23.06
			16QAM	1	0	1	23.00
				1	12	1	23.06
				1	24	1	23.04
				12	0	2	22.95
				12	6	2	22.96
				12	13	2	23.13
				25	0	2	22.13
	23095	707.5	QPSK	1	0	0	23.92
				1	12	0	24.05
				1	24	0	23.90
				12	0	1	23.11
				12	6	1	23.07
				12	13	1	22.95
				25	0	1	23.02
			16QAM	1	0	1	23.18
				1	12	1	23.30
				1	24	1	23.15
				12	0	2	23.06
				12	6	2	23.05
				12	13	2	22.91
				25	0	2	22.06
	23155	713.5	QPSK	1	0	0	23.93
				1	12	0	24.00
				1	24	0	23.84
				12	0	1	22.95
				12	6	1	22.95
				12	13	1	22.95
				25	0	1	22.96
			16QAM	1	0	1	22.96
				1	12	1	22.99
				1	24	1	22.87
				12	0	2	22.95
				12	6	2	22.94
				12	13	2	22.95
				25	0	2	22.11

Any report having not been signed by authorized approver, or having been altered without authorization, or having not been stamped by the "Dedicated Testing/Inspection Stamp" is deemed to be invalid. Copying or excerpting portion of, or altering the content of the report is not permitted without the written authorization of AGC. The test results presented in the report apply only to the tested sample. Any objections to report issued by AGC should be submitted to AGC within 15days after the issuance of the test report. Further enquiry of validity or verification of the test report should be addressed to AGC by agc@agc-cert.com.



BW (MHz)	Ch	Freq. (MHz)	Mode	UL RB Allocation	UL RB Offset	MPR	Average power (dBm)
3MHz	23025	700.5	QPSK	1	0	0	23.91
				1	7	0	23.83
				1	14	0	23.86
				8	0	1	22.91
				8	4	1	22.87
				8	7	1	22.89
				15	0	1	22.93
			16QAM	1	0	1	23.18
				1	7	1	23.10
				1	14	1	23.08
				8	0	2	22.89
				8	4	2	22.87
				8	7	2	22.82
				15	0	2	21.97
	23095	707.5	QPSK	1	0	0	23.83
				1	7	0	23.83
				1	14	0	23.70
				8	0	1	22.77
				8	4	1	22.79
				8	7	1	22.67
				15	0	1	22.89
			16QAM	1	0	1	23.02
				1	7	1	23.02
				1	14	1	22.95
				8	0	2	22.90
				8	4	2	22.88
				8	7	2	22.91
				15	0	2	21.62
	23165	714.5	QPSK	1	0	0	23.78
				1	7	0	23.89
				1	14	0	23.85
				8	0	1	22.86
				8	4	1	22.86
				8	7	1	22.79
				15	0	1	22.85
			16QAM	1	0	1	22.79
				1	7	1	22.84
				1	14	1	22.75
				8	0	2	22.56
				8	4	2	22.52
				8	7	2	22.84
				15	0	2	21.81

Any report having not been signed by authorized approver, or having been altered without authorization, or having not been stamped by the "Dedicated Testing/Inspection Stamp" is deemed to be invalid. Copying or excerpting portion of, or altering the content of the report is not permitted without the written authorization of AGC. The test results presented in the report apply only to the tested sample. Any objections to report issued by AGC should be submitted to AGC within 15days after the issuance of the test report. Further enquiry of validity or verification of the test report should be addressed to AGC by agc@agc-cert.com.



BW (MHz)	Ch	Freq. (MHz)	Mode	UL RB Allocation	UL RB Offset	MPR	Average power (dBm)
1.4MHz	23017	699.7	QPSK	1	0	0	23.97
				1	2	0	24.04
				1	5	0	23.94
				3	0	0	24.06
				3	1	0	24.07
				3	2	0	24.04
				6	0	1	23.00
			16QAM	1	0	1	23.10
				1	2	1	23.26
				1	5	1	23.05
				3	0	1	23.03
				3	1	1	23.04
				3	2	1	23.01
				6	0	2	22.06
	23095	707.5	QPSK	1	0	0	23.88
				1	2	0	23.98
				1	5	0	23.91
				3	0	0	24.01
				3	1	0	24.00
				3	2	0	24.02
				6	0	1	22.95
			16QAM	1	0	1	23.03
				1	2	1	23.21
				1	5	1	23.07
				3	0	1	23.99
				3	1	1	23.98
				3	2	1	23.01
				6	0	2	21.86
	23173	715.3	QPSK	1	0	0	23.79
				1	2	0	23.91
				1	5	0	23.81
				3	0	0	23.89
				3	1	0	23.88
				3	2	0	23.90
				6	0	1	22.79
			16QAM	1	0	1	22.72
				1	2	1	22.86
				1	5	1	22.71
				3	0	1	23.84
				3	1	1	23.84
				3	2	1	23.87
				6	0	2	21.83

Any report having not been signed by authorized approver, or having been altered without authorization, or having not been stamped by the "Dedicated Testing/Inspection Stamp" is deemed to be invalid. Copying or excerpting portion of, or altering the content of the report is not permitted without the written authorization of AGC. The test results presented in the report apply only to the tested sample. Any objections to report issued by AGC should be submitted to AGC within 15days after the issuance of the test report. Further enquiry of validity or verification of the test report should be addressed to AGC by agc@agc-cert.com.



LTE Band 17

BW (MHz)	Ch	Freq. (MHz)	Mode	UL RB Allocation	UL RB Offset	MPR	Average power (dBm)
10MHz	23780	709.0	QPSK	1	0	0	23.04
				1	24	0	23.58
				1	49	0	23.63
				25	0	1	22.62
				25	12	1	21.91
				25	25	1	22.38
				50	0	1	22.96
			16QAM	1	0	1	22.66
				1	24	1	23.08
				1	49	1	22.61
				25	0	2	22.35
				25	12	2	23.00
				25	25	2	22.91
				50	0	2	21.02
	23790	710	QPSK	1	0	0	23.25
				1	24	0	22.70
				1	49	0	23.53
				25	0	1	22.19
				25	12	1	21.97
				25	25	1	22.52
				50	0	1	22.47
			16QAM	1	0	1	21.70
				1	24	1	23.58
				1	49	1	23.85
				25	0	2	23.68
				25	12	2	23.32
				25	25	2	23.58
				50	0	2	22.90
	23800	711.0	QPSK	1	0	0	23.12
				1	24	0	23.21
				1	49	0	22.83
				25	0	1	22.84
				25	12	1	21.86
				25	25	1	21.53
				50	0	1	21.59
			16QAM	1	0	1	22.93
				1	24	1	21.73
				1	49	1	21.56
				25	0	2	21.61
				25	12	2	22.21
				25	25	2	21.90
				50	0	2	21.52

Any report having not been signed by authorized approver, or having been altered without authorization, or having not been stamped by the "Dedicated Testing/Inspection Stamp" is deemed to be invalid. Copying or excerpting portion of, or altering the content of the report is not permitted without the written authorization of AGC. The test results presented in the report apply only to the tested sample. Any objections to report issued by AGC should be submitted to AGC within 15days after the issuance of the test report. Further enquiry of validity or verification of the test report should be addressed to AGC by agc@agc-cert.com.



BW (MHz)	Ch	Freq. (MHz)	Mode	UL RB Allocation	UL RB Offset	MPR	Average power (dBm)
5MHz	23755	706.5	QPSK	1	0	0	23.99
				1	12	0	24.08
				1	24	0	23.92
				12	0	1	23.05
				12	6	1	22.95
				12	13	1	22.88
				25	0	1	22.94
			16QAM	1	0	1	23.24
				1	12	1	23.29
				1	24	1	23.15
				12	0	2	23.00
				12	6	2	22.99
				12	13	2	22.89
				25	0	2	21.96
	23095	710.0	QPSK	1	0	0	23.96
				1	12	0	24.01
				1	24	0	23.90
				12	0	1	23.05
				12	6	1	23.01
				12	13	1	22.90
				25	0	1	22.96
			16QAM	1	0	1	23.00
				1	12	1	23.02
				1	24	1	22.88
				12	0	2	23.05
				12	6	2	22.98
				12	13	2	22.88
				25	0	2	22.03
	23825	712.6	QPSK	1	0	0	23.91
				1	12	0	23.97
				1	24	0	23.84
				12	0	1	22.94
				12	6	1	22.95
				12	13	1	22.93
				25	0	1	22.94
			16QAM	1	0	1	22.94
				1	12	1	22.95
				1	24	1	22.85
				12	0	2	22.90
				12	6	2	22.90
				12	13	2	22.92
				25	0	2	21.99

Any report having not been signed by authorized approver, or having been altered without authorization, or having not been stamped by the "Dedicated Testing/Inspection Stamp" is deemed to be invalid. Copying or excerpting portion of, or altering the content of the report is not permitted without the written authorization of AGC. The test results presented in the report apply only to the tested sample. Any objections to report issued by AGC should be submitted to AGC within 15days after the issuance of the test report. Further enquiry of validity or verification of the test report should be addressed to AGC by agc@agc-cert.com.



According to 3GPP 36.521 sub-clause 6.2.3.3, the maximum output power is allowed to be reduced by following the table.

Table 6.2.3.3-1: Maximum Power Reduction (MPR) for Power Class 3

Modulation	Channel bandwidth / Transmission bandwidth configuration [RB]						MPR (dB)
	1.4 MHz	3.0 MHz	5 MHz	10 MHz	15 MHz	20 MHz	
QPSK	> 5	> 4	> 8	> 12	> 16	> 18	≤ 1
16 QAM	≤ 5	≤ 4	≤ 8	≤ 12	≤ 16	≤ 18	≤ 1
16 QAM	> 5	> 4	> 8	> 12	> 16	> 18	≤ 2

The device supports MPR to solve linearity issues (ACLR or SEM) due to the higher peak-to average ratios (PAR) of the HSUPA signal. This prevents saturating the full range of the TX DAC inside of device and provides a reduced power output to the RF transceiver chip according to the Cubic Metric (For PRACH, PUCCH and SRS transmission, the allowed MPR is according to that specified for PUSCH QPSK modulation for the corresponding transmission bandwidth.).

When PRACH, PUCCH are present the beta gains on those channels are reduced firsts to try to get the power under the allowed limit. If the beta gains are lowered as far as possible, then a hard limiting is applied at the maximum allowed level.

For each subframe, the MPR is evaluated per slot and given by the maximum value taken over the transmission(s) within the slot, the maximum MPR over the two slots is then applied for the entire subframe.

For the UE maximum output power modified by MPR, the power limits specified in subclause 6.2.5.3 apply. The normative reference for this requirement is TS 36.101 clause 6.2.3.

The end effect is that the DUT output power is identical to the case where there is no MPR in the device.

6.2 RADIATED OUTPUT POWER

6.2.1 MEASUREMENT METHOD

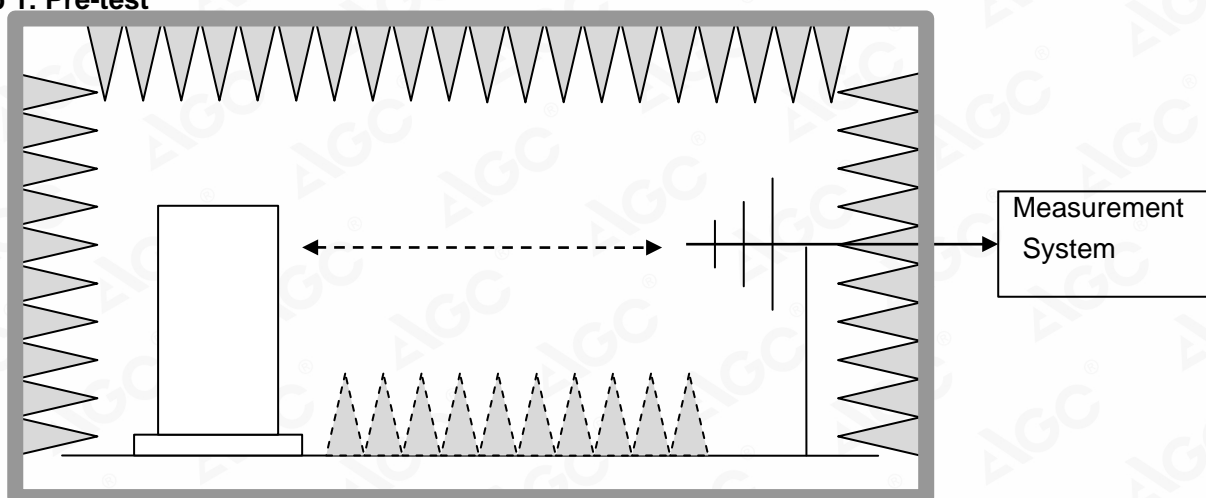
The measurements procedures specified in ANSI/TIA-603-E-2016 were applied.

- 1 In an anechoic antenna test chamber, a half-wave dipole antenna for the frequency band of interest is placed at the reference centre of the chamber. An RF Signal source for the frequency band of interest is connected to the dipole with a cable that has been constructed to not interfere with the radiation pattern of the antenna. A known (measured) power (P_{in}) is applied to the input of the dipole, and the power received (P_r) at the chamber's probe antenna is recorded.
- 2 The substitution method is used. Substitution values at each frequency are measured before and saved to the test software. A "reference path loss" is established as $AR_{pl} = P_{in} + 2.15 - P_r$. The AR_{pl} is the attenuation of "reference path loss", and including the gain of receive antenna, the cable loss and the air loss. The measurement results are obtained as described below: $Power = P_{Mea} + AR_{pl}$
- 3 The EUT is substituted for the dipole at the reference centre of the chamber and a scan is performed to obtain the radiation pattern.
- 4 From the radiation pattern, the co-ordinates where the maximum antenna gain occurs are identified.
- 5 The EUT is then put into continuously transmitting mode at its maximum power level.
- 6 Power mode measurements are performed with the receiving antenna placed at the coordinates determined in Step 3 to determine the output power as defined in Rule 27.50(d)(4). The "reference path loss" from Step1 is added to this result.
- 7 This value is EIRP since the measurement is calibrated using a half-wave dipole antenna of known gain (2.15 dBi) and known input power (P_{in}).
- 8 ERP can be calculated from EIRP by subtracting the gain of the dipole, $ERP = EIRP - 2.15dBi$.

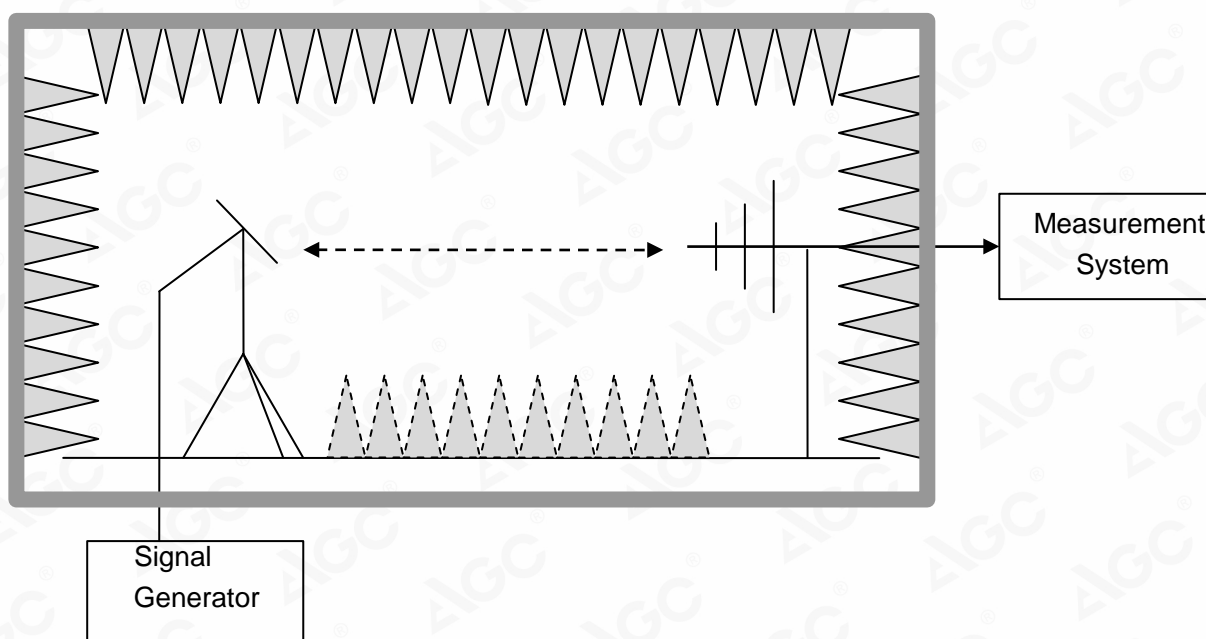
Test Setup

NOTE: Effective radiated power (ERP) refers to the radiation power output of the EUT, assuming all emissions are radiated from half-wave dipole antennas.

Step 1: Pre-test



Step 2: Substitution method to verify the maximum ERP



Any report having not been signed by authorized approver, or having been altered without authorization, or having not been stamped by the "Dedicated Testing/Inspection Stamp" is deemed to be invalid. Copying or excerpting portion of, or altering the content of the report is not permitted without the written authorization of AGC. The test results presented in the report apply only to the tested sample. Any objections to report issued by AGC should be submitted to AGC within 15days after the issuance of the test report. Further enquiry of validity or verification of the test report should be addressed to AGC by agc@agc-cert.com.

Attestation of Global Compliance(Shenzhen)Co., Ltd
Attestation of Global Compliance(Shenzhen)Std & Tech Co., Ltd
Tel: +86-755 2523 4088 E-mail: agc@agc-cert.com Web: <http://cn.agc-cert.com/>



6.2.2 PROVISIONS APPLICABLE

This is the test for the maximum radiated power from the EUT. Rule Part 24.232(c) specifies, "Mobile/portable stations are limited to 2 watts e.i.r.p.

Mode	Nominal Peak Power
LTE Band 2	$\leq 33\text{dBm}$ (2W)
LTE Band 4	$\leq 30\text{dBm}$ (1W)
LTE Band 5	$\leq 38.45\text{dBm}$ (7W)
LTE Band 7	$\leq 33\text{dBm}$ (2W)
LTE Band 12	$\leq 34.77\text{dBm}$ (3W)
LTE Band 17	$\leq 34.77\text{dBm}$ (3W)

Any report having not been signed by authorized approver, or having been altered without authorization, or having not been stamped by the "Dedicated Testing/Inspection Stamp" is deemed to be invalid. Copying or excerpting portion of, or altering the content of the report is not permitted without the written authorization of AGC. The test results presented in the report apply only to the tested sample. Any objections to report issued by AGC should be submitted to AGC within 15 days after the issuance of the test report. Further enquiry of validity or verification of the test report should be addressed to AGC by agc@agc-cert.com.

Attestation of Global Compliance(Shenzhen)Co., Ltd
Attestation of Global Compliance(Shenzhen)Std & Tech Co., Ltd
Tel: +86-755 2523 4088 E-mail: agc@agc-cert.com Web: <http://cn.agc-cert.com/>




6.2.3 MEASUREMENT RESULT

EIRP for LTE Band 2


Frequency	Channel Bandwidth	Mode.	RB	Substituted level	Antenna Polarization	Antenna Gain correction	Cable Loss	Absolute Level	Limit (dBm)
1850.7	1.4	QPSK	1/0	13.74	V	7.95	0.79	20.90	33
1880.0	1.4	QPSK	1/0	13.50	V	7.95	0.79	20.66	33
1909.3	1.4	QPSK	1/0	13.58	V	7.95	0.79	20.74	33
1850.7	1.4	QPSK	1/0	16.12	H	7.95	0.79	23.28	33
1880.0	1.4	QPSK	1/0	16.24	H	7.95	0.79	23.40	33
1909.3	1.4	QPSK	1/0	16.13	H	7.95	0.79	23.29	33
1850.7	1.4	16-QAM	1/5	13.70	V	7.95	0.79	20.86	33
1880.0	1.4	16-QAM	1/0	13.54	V	7.95	0.79	20.70	33
1909.3	1.4	16-QAM	1/0	13.93	V	7.95	0.79	21.09	33
1850.7	1.4	16-QAM	1/5	16.22	H	7.95	0.79	23.38	33
1880.0	1.4	16-QAM	1/0	16.28	H	7.95	0.79	23.44	33
1909.3	1.4	16-QAM	1/0	16.29	H	7.95	0.79	23.45	33
1851.5	3	QPSK	1/0	13.89	V	7.95	0.79	21.05	33
1880.0	3	QPSK	1/0	14.31	V	7.95	0.79	21.47	33
1908.5	3	QPSK	1/0	14.03	V	7.95	0.79	21.19	33
1851.5	3	QPSK	1/0	16.33	H	7.95	0.79	23.49	33
1880.0	3	QPSK	1/0	16.46	H	7.95	0.79	23.62	33
1908.5	3	QPSK	1/0	16.38	H	7.95	0.79	23.54	33
1851.5	3	16-QAM	1/0	14.19	V	7.95	0.79	21.35	33
1880.0	3	16-QAM	1/0	13.50	V	7.95	0.79	20.66	33
1908.5	3	16-QAM	1/0	13.96	V	7.95	0.79	21.12	33
1851.5	3	16-QAM	1/0	16.35	H	7.95	0.79	23.51	33
1880.0	3	16-QAM	1/0	16.35	H	7.95	0.79	23.51	33
1908.5	3	16-QAM	1/0	16.38	H	7.95	0.79	23.54	33
1852.5	5	QPSK	1/0	13.86	V	7.95	0.79	21.02	33
1880.0	5	QPSK	1/0	13.72	V	7.95	0.79	20.88	33
1907.5	5	QPSK	1/24	13.39	V	7.95	0.79	20.55	33
1852.5	5	QPSK	1/0	16.22	H	7.95	0.79	23.38	33
1880.0	5	QPSK	1/0	16.19	H	7.95	0.79	23.35	33
1907.5	5	QPSK	1/24	16.20	H	7.95	0.79	23.36	33
1852.5	5	16-QAM	1/0	14.07	V	7.95	0.79	21.23	33
1880.0	5	16-QAM	1/0	14.15	V	7.95	0.79	21.31	33
1907.5	5	16-QAM	1/24	14.17	V	7.95	0.79	21.33	33

Any report having not been signed by authorized approver, or having been altered without authorization, or having not been stamped by the "Dedicated Testing/Inspection Stamp" is deemed to be invalid. Copying or excerpting portion of, or altering the content of the report is not permitted without the written authorization of AGC. The test results presented in the report apply only to the tested sample. Any objections to report issued by AGC should be submitted to AGC within 15days after the issuance of the test report. Further enquiry of validity or verification of the test report should be addressed to AGC by agc@agc-cert.com.



1852.5	5	16-QAM	1/0	16.29	H	7.95	0.79	23.45	33
1880.0	5	16-QAM	1/0	16.28	H	7.95	0.79	23.44	33
1907.5	5	16-QAM	1/24	16.36	H	7.95	0.79	23.52	33
1855	10	QPSK	1/0	14.22	V	7.95	0.79	21.38	33
1880	10	QPSK	1/49	14.00	V	7.95	0.79	21.16	33
1905	10	QPSK	1/0	13.94	V	7.95	0.79	21.10	33
1855	10	QPSK	1/0	16.36	H	7.95	0.79	23.52	33
1880	10	QPSK	1/49	16.35	H	7.95	0.79	23.51	33
1905	10	QPSK	1/0	16.41	H	7.95	0.79	23.57	33
1855	10	16-QAM	1/0	13.93	V	7.95	0.79	21.09	33
1880	10	16-QAM	1/49	14.10	V	7.95	0.79	21.26	33
1905	10	16-QAM	1/0	13.58	V	7.95	0.79	20.74	33
1855	10	16-QAM	1/0	16.15	H	7.95	0.79	23.31	33
1880	10	16-QAM	1/49	16.17	H	7.95	0.79	23.33	33
1905	10	16-QAM	1/0	16.16	H	7.95	0.79	23.32	33
1857.5	15	QPSK	1/0	14.22	V	7.95	0.79	21.38	33
1880	15	QPSK	1/74	14.03	V	7.95	0.79	21.19	33
1902.5	15	QPSK	1/0	13.88	V	7.95	0.79	21.04	33
1857.5	15	QPSK	1/0	16.32	H	7.95	0.79	23.48	33
1880	15	QPSK	1/74	16.32	H	7.95	0.79	23.48	33
1902.5	15	QPSK	1/0	16.29	H	7.95	0.79	23.45	33
1857.5	15	16-QAM	1/0	13.58	V	7.95	0.79	20.74	33
1880	15	16-QAM	1/74	13.79	V	7.95	0.79	20.95	33
1902.5	15	16-QAM	1/0	13.64	V	7.95	0.79	20.8	33
1857.5	15	16-QAM	1/0	16.43	H	7.95	0.79	23.59	33
1880	15	16-QAM	1/74	16.43	H	7.95	0.79	23.59	33
1902.5	15	16-QAM	1/0	16.41	H	7.95	0.79	23.57	33
1860	20	QPSK	1/99	13.06	V	7.95	0.79	20.22	33
1880	20	QPSK	1/99	12.68	V	7.95	0.79	19.84	33
1900	20	QPSK	1/0	12.82	V	7.95	0.79	19.98	33
1860	20	QPSK	1/99	15.42	H	7.95	0.79	22.58	33
1880	20	QPSK	1/99	15.37	H	7.95	0.79	22.53	33
1900	20	QPSK	1/0	15.36	H	7.95	0.79	22.52	33
1860	20	16-QAM	1/99	12.79	V	7.95	0.79	19.95	33
1880	20	16-QAM	1/99	12.52	V	7.95	0.79	19.68	33
1900	20	16-QAM	1/0	12.56	V	7.95	0.79	19.72	33
1860	20	16-QAM	1/99	15.34	H	7.95	0.79	22.50	33

Any report having not been signed by authorized approver, or having been altered without authorization, or having not been stamped by the "Dedicated Testing/Inspection Stamp" is deemed to be invalid. Copying or excerpting portion of, or altering the content of the report is not permitted without the written authorization of AGC. The test results presented in the report apply only to the tested sample. Any objections to report issued by AGC should be submitted to AGC within 15days after the issuance of the test report. Further enquiry of validity or verification of the test report should be addressed to AGC by agc@agc-cert.com.



1880	20	16-QAM	1/99	15.18	H	7.95	0.79	22.34	33
1900	20	16-QAM	1/0	15.14	H	7.95	0.79	22.30	33

Any report having not been signed by authorized approver, or having been altered without authorization, or having not been stamped by the "Dedicated Testing/Inspection Stamp" is deemed to be invalid. Copying or excerpting portion of, or altering the content of the report is not permitted without the written authorization of AGC. The test results presented in the report apply only to the tested sample. Any objections to report issued by AGC should be submitted to AGC within 15days after the issuance of the test report. Further enquiry of validity or verification of the test report should be addressed to AGC by agc@agc-cert.com.

Attestation of Global Compliance(Shenzhen)Co., Ltd
Attestation of Global Compliance(Shenzhen)Std & Tech Co., Ltd
Tel: +86-755 2523 4088 E-mail: agc@agc-cert.com Web: <http://cn.agc-cert.com/>



EIRP for LTE Band 4

Frequency	Channel Bandwidth	Mode.	RB	Substituted level	Antenna Polarization	Antenna Gain correction	Cable Loss	Absolute Level	Limit (dBm)
1710.7	1.4	QPSK	1/0	13.49	V	7.95	0.79	20.65	30
1732.5	1.4	QPSK	1/0	13.24	V	7.95	0.79	20.4	30
1754.3	1.4	QPSK	1/0	13.16	V	7.95	0.79	20.32	30
1710.7	1.4	QPSK	1/0	15.60	H	7.95	0.79	22.76	30
1732.5	1.4	QPSK	1/0	15.66	H	7.95	0.79	22.82	30
1754.3	1.4	QPSK	1/0	15.60	H	7.95	0.79	22.76	30
1710.7	1.4	16-QAM	1/5	13.08	V	7.95	0.79	20.24	30
1732.5	1.4	16-QAM	1/0	12.94	V	7.95	0.79	20.10	30
1754.3	1.4	16-QAM	1/0	15.73	V	7.95	0.79	22.89	30
1710.7	1.4	16-QAM	1/5	15.64	H	7.95	0.79	22.8	30
1732.5	1.4	16-QAM	1/0	15.68	H	7.95	0.79	22.84	30
1754.3	1.4	16-QAM	1/0	13.50	H	7.95	0.79	20.66	30
1711.5	3	QPSK	1/0	13.24	V	7.95	0.79	20.4	30
1732.5	3	QPSK	1/0	12.99	V	7.95	0.79	20.15	30
1753.5	3	QPSK	1/0	13.28	V	7.95	0.79	20.44	30
1711.5	3	QPSK	1/0	15.82	H	7.95	0.79	22.98	30
1732.5	3	QPSK	1/0	15.68	H	7.95	0.79	22.84	30
1753.5	3	QPSK	1/0	15.75	H	7.95	0.79	22.91	30
1711.5	3	16-QAM	1/0	11.61	V	7.95	0.79	18.77	30
1732.5	3	16-QAM	1/0	11.26	V	7.95	0.79	18.42	30
1753.5	3	16-QAM	1/0	11.51	V	7.95	0.79	18.67	30
1711.5	3	16-QAM	1/0	13.95	H	7.95	0.79	21.11	30
1732.5	3	16-QAM	1/0	13.95	H	7.95	0.79	21.11	30
1753.5	3	16-QAM	1/0	14.08	H	7.95	0.79	21.24	30
1712.5	5	QPSK	1/0	10.66	V	7.95	0.79	17.82	30
1732.5	5	QPSK	1/0	12.34	V	7.95	0.79	19.5	30
1752.5	5	QPSK	1/24	12.37	V	7.95	0.79	19.53	30
1712.5	5	QPSK	1/0	12.88	H	7.95	0.79	20.04	30
1732.5	5	QPSK	1/0	14.80	H	7.95	0.79	21.96	30
1752.5	5	QPSK	1/24	14.84	H	7.95	0.79	22.00	30
1712.5	5	16-QAM	1/0	11.12	V	7.95	0.79	18.28	30
1732.5	5	16-QAM	1/0	11.01	V	7.95	0.79	18.17	30
1752.5	5	16-QAM	1/24	11.66	V	7.95	0.79	18.82	30
1712.5	5	16-QAM	1/0	13.70	H	7.95	0.79	20.86	30
1732.5	5	16-QAM	1/0	13.70	H	7.95	0.79	20.86	30
1752.5	5	16-QAM	1/24	13.77	H	7.95	0.79	20.93	30

Any report having not been signed by authorized approver, or having been altered without authorization, or having not been stamped by the "Dedicated Testing/Inspection Stamp" is deemed to be invalid. Copying or excerpting portion of, or altering the content of the report is not permitted without the written authorization of AGC. The test results presented in the report apply only to the tested sample. Any objections to report issued by AGC should be submitted to AGC within 15days after the issuance of the test report. Further enquiry of validity or verification of the test report should be addressed to AGC by agc@agc-cert.com.

Attestation of Global Compliance(Shenzhen)Co., Ltd
Attestation of Global Compliance(Shenzhen)Std & Tech Co., Ltd
Tel: +86-755 2523 4088 E-mail: agc@agc-cert.com Web: http://cn.agc-cert.com/



1715	10	QPSK	1/0	13.12	V	7.95	0.79	20.28	30
1732.5	10	QPSK	1/49	13.33	V	7.95	0.79	20.49	30
1750	10	QPSK	1/0	13.61	V	7.95	0.79	20.77	30
1715	10	QPSK	1/0	15.75	H	7.95	0.79	22.91	30
1732.5	10	QPSK	1/49	15.75	H	7.95	0.79	22.91	30
1750	10	QPSK	1/0	15.72	H	7.95	0.79	22.88	30
1715	10	16-QAM	1/0	13.27	V	7.95	0.79	20.43	30
1732.5	10	16-QAM	1/49	13.22	V	7.95	0.79	20.38	30
1750	10	16-QAM	1/0	13.21	V	7.95	0.79	20.37	30
1715	10	16-QAM	1/0	15.63	H	7.95	0.79	22.79	30
1732.5	10	16-QAM	1/49	15.64	H	7.95	0.79	22.8	30
1750	10	16-QAM	1/0	15.67	H	7.95	0.79	22.83	30
1717.5	15	QPSK	1/0	13.27	V	7.95	0.79	20.43	30
1732.5	15	QPSK	1/74	13.16	V	7.95	0.79	20.32	30
1747.5	15	QPSK	1/0	13.27	V	7.95	0.79	20.43	30
1717.5	15	QPSK	1/0	15.71	H	7.95	0.79	22.87	30
1732.5	15	QPSK	1/74	15.71	H	7.95	0.79	22.87	30
1747.5	15	QPSK	1/0	15.68	H	7.95	0.79	22.84	30
1717.5	15	16-QAM	1/0	12.81	V	7.95	0.79	19.97	30
1732.5	15	16-QAM	1/74	13.22	V	7.95	0.79	20.38	30
1747.5	15	16-QAM	1/0	12.35	V	7.95	0.79	19.51	30
1717.5	15	16-QAM	1/0	15.70	H	7.95	0.79	22.86	30
1732.5	15	16-QAM	1/74	15.71	H	7.95	0.79	22.87	30
1747.5	15	16-QAM	1/0	14.71	H	7.95	0.79	21.87	30
1720	20	QPSK	1/99	11.31	V	7.95	0.79	18.47	30
1732.5	20	QPSK	1/99	11.31	V	7.95	0.79	18.47	30
1745	20	QPSK	1/0	11.78	V	7.95	0.79	18.94	30
1720	20	QPSK	1/99	13.84	H	7.95	0.79	21	30
1732.5	20	QPSK	1/99	13.82	H	7.95	0.79	20.98	30
1745	20	QPSK	1/0	13.91	H	7.95	0.79	21.07	30
1720	20	16-QAM	1/99	12.02	V	7.95	0.79	19.18	30
1732.5	20	16-QAM	1/99	12.30	V	7.95	0.79	19.46	30
1745	20	16-QAM	1/0	12.17	V	7.95	0.79	19.33	30
1720	20	16-QAM	1/99	14.86	H	7.95	0.79	22.02	30
1732.5	20	16-QAM	1/99	14.82	H	7.95	0.79	21.98	30
1745	20	16-QAM	1/0	14.80	H	7.95	0.79	21.96	30

Any report having not been signed by authorized approver, or having been altered without authorization, or having not been stamped by the "Dedicated Testing/Inspection Stamp" is deemed to be invalid. Copying or excerpting portion of, or altering the content of the report is not permitted without the written authorization of AGC. The test results presented in the report apply only to the tested sample. Any objections to report issued by AGC should be submitted to AGC within 15days after the issuance of the test report. Further enquiry of validity or verification of the test report should be addressed to AGC by agc@agc-cert.com.

Attestation of Global Compliance(Shenzhen)Co., Ltd
Attestation of Global Compliance(Shenzhen)Std & Tech Co., Ltd
Tel: +86-755 2523 4088 E-mail: agc@agc-cert.com Web: http://cn.agc-cert.com/



EIRP for LTE Band 5

Frequency	Channel Bandwidth	Mode.	RB	Substituted level	Antenna Polarization	Antenna Gain correction	Cable Loss	Absolute Level	Limit (dBm)
824.7	1.4	QPSK	1/0	13.96	V	6.7	0.49	20.17	38.45
836.5	1.4	QPSK	1/0	13.90	V	6.7	0.49	20.11	38.45
848.3	1.4	QPSK	1/0	13.92	V	6.7	0.49	20.13	38.45
824.7	1.4	QPSK	1/0	16.10	H	6.7	0.49	22.31	38.45
836.5	1.4	QPSK	1/0	16.10	H	6.7	0.49	22.31	38.45
848.3	1.4	QPSK	1/0	16.06	H	6.7	0.49	22.27	38.45
824.7	1.4	16-QAM	1/0	13.65	V	6.7	0.49	19.86	38.45
836.5	1.4	16-QAM	1/0	13.62	V	6.7	0.49	19.83	38.45
848.3	1.4	16-QAM	1/0	14.16	V	6.7	0.49	20.37	38.45
824.7	1.4	16-QAM	1/0	16.06	H	6.7	0.49	22.27	38.45
836.5	1.4	16-QAM	1/0	16.14	H	6.7	0.49	22.35	38.45
848.3	1.4	16-QAM	1/0	16.15	H	6.7	0.49	22.36	38.45
825.5	3	QPSK	1/0	13.84	V	6.7	0.49	20.05	38.45
836.5	3	QPSK	1/0	13.50	V	6.7	0.49	19.71	38.45
847.5	3	QPSK	1/0	14.35	V	6.7	0.49	20.56	38.45
825.5	3	QPSK	1/0	16.39	H	6.7	0.49	22.60	38.45
836.5	3	QPSK	1/0	16.24	H	6.7	0.49	22.45	38.45
847.5	3	QPSK	1/0	16.31	H	6.7	0.49	22.52	38.45
825.5	3	16-QAM	1/0	13.45	V	6.7	0.49	19.66	38.45
836.5	3	16-QAM	1/0	13.46	V	6.7	0.49	19.67	38.45
847.5	3	16-QAM	1/0	14.30	V	6.7	0.49	20.51	38.45
825.5	3	16-QAM	1/0	16.30	H	6.7	0.49	22.51	38.45
836.5	3	16-QAM	1/0	16.30	H	6.7	0.49	22.51	38.45
847.5	3	16-QAM	1/0	16.28	H	6.7	0.49	22.49	38.45
826.5	5	QPSK	1/0	13.07	V	6.7	0.49	19.28	38.45
836.5	5	QPSK	1/0	13.35	V	6.7	0.49	19.56	38.45
846.5	5	QPSK	1/0	13.51	V	6.7	0.49	19.72	38.45
826.5	5	QPSK	1/0	16.05	H	6.7	0.49	22.26	38.45
836.5	5	QPSK	1/0	16.09	H	6.7	0.49	22.30	38.45
846.5	5	QPSK	1/0	16.06	H	6.7	0.49	22.27	38.45
826.5	5	16-QAM	1/0	13.61	V	6.7	0.49	19.82	38.45
836.5	5	16-QAM	1/0	14.04	V	6.7	0.49	20.25	38.45
846.5	5	16-QAM	1/0	13.84	V	6.7	0.49	20.05	38.45
826.5	5	16-QAM	1/0	16.16	H	6.7	0.49	22.37	38.45
836.5	5	16-QAM	1/0	16.18	H	6.7	0.49	22.39	38.45
846.5	5	16-QAM	1/0	16.20	H	6.7	0.49	22.41	38.45

Any report having not been signed by authorized approver, or having been altered without authorization, or having not been stamped by the "Dedicated Testing/Inspection Stamp" is deemed to be invalid. Copying or excerpting portion of, or altering the content of the report is not permitted without the written authorization of AGC. The test results presented in the report apply only to the tested sample. Any objections to report issued by AGC should be submitted to AGC within 15days after the issuance of the test report. Further enquiry of validity or verification of the test report should be addressed to AGC by agc@agc-cert.com.

Attestation of Global Compliance(Shenzhen)Co., Ltd
Attestation of Global Compliance(Shenzhen)Std & Tech Co., Ltd
Tel: +86-755 2523 4088 E-mail: agc@agc-cert.com Web: http://cn.agc-cert.com/



829	10	QPSK	1/0	13.77	V	6.7	0.49	19.98	38.45
836.5	10	QPSK	1/0	13.57	V	6.7	0.49	19.78	38.45
844	10	QPSK	1/0	13.96	V	6.7	0.49	20.17	38.45
829	10	QPSK	1/0	16.32	H	6.7	0.49	22.53	38.45
836.5	10	QPSK	1/0	16.31	H	6.7	0.49	22.52	38.45
844	10	QPSK	1/0	16.31	H	6.7	0.49	22.52	38.45
829	10	16-QAM	1/0	13.53	V	6.7	0.49	19.74	38.45
836.5	10	16-QAM	1/0	13.91	V	6.7	0.49	20.12	38.45
844	10	16-QAM	1/0	13.73	V	6.7	0.49	19.94	38.45
829	10	16-QAM	1/0	16.05	H	6.7	0.49	22.26	38.45
836.5	10	16-QAM	1/0	16.05	H	6.7	0.49	22.26	38.45
844	10	16-QAM	1/0	16.09	H	6.7	0.49	22.30	38.45

Any report having not been signed by authorized approver, or having been altered without authorization, or having not been stamped by the "Dedicated Testing/Inspection Stamp" is deemed to be invalid. Copying or excerpting portion of, or altering the content of the report is not permitted without the written authorization of AGC. The test results presented in the report apply only to the tested sample. Any objections to report issued by AGC should be submitted to AGC within 15days after the issuance of the test report. Further enquiry of validity or verification of the test report should be addressed to AGC by agc@agc-cert.com.

Attestation of Global Compliance(Shenzhen)Co., Ltd
Attestation of Global Compliance(Shenzhen)Std & Tech Co., Ltd
Tel: +86-755 2523 4088 E-mail: agc@agc-cert.com Web: http://cn.agc-cert.com/



EIRP for LTE Band 7

Frequency	Channel Bandwidth	Mode.	RB	Substituted level	Antenna Polarization	Antenna Gain correction	Cable Loss	Absolute Level	Limit (dBm)
2502.5	5	QPSK	1/0	12.62	V	8.23	1.12	19.73	33
2535	5	QPSK	1/0	12.84	V	8.23	1.12	19.95	33
2567.5	5	QPSK	1/24	12.57	V	8.23	1.12	19.68	33
2502.5	5	QPSK	1/0	15.17	H	8.23	1.12	22.28	33
2535	5	QPSK	1/0	15.25	H	8.23	1.12	22.36	33
2567.5	5	QPSK	1/24	15.20	H	8.23	1.12	22.31	33
2502.5	5	16-QAM	1/0	13.01	V	8.23	1.12	20.12	33
2535	5	16-QAM	1/0	13.22	V	8.23	1.12	20.33	33
2567.5	5	16-QAM	1/24	12.89	V	8.23	1.12	20.00	33
2502.5	5	16-QAM	1/0	15.48	H	8.23	1.12	22.59	33
2535	5	16-QAM	1/0	15.58	H	8.23	1.12	22.69	33
2567.5	5	16-QAM	1/24	15.48	H	8.23	1.12	22.59	33
2505	10	QPSK	1/0	13.57	V	8.23	1.12	20.68	33
2535	10	QPSK	1/49	13.53	V	8.23	1.12	20.64	33
2565	10	QPSK	1/0	13.65	V	8.23	1.12	20.76	33
2505	10	QPSK	1/0	15.74	H	8.23	1.12	22.85	33
2535	10	QPSK	1/49	15.89	H	8.23	1.12	23.00	33
2565	10	QPSK	1/0	15.76	H	8.23	1.12	22.87	33
2505	10	16-QAM	1/0	12.49	V	8.23	1.12	19.60	33
2535	10	16-QAM	1/49	12.19	V	8.23	1.12	19.30	33
2565	10	16-QAM	1/0	12.10	V	8.23	1.12	19.21	33
2505	10	16-QAM	1/0	14.55	H	8.23	1.12	21.66	33
2535	10	16-QAM	1/49	14.73	H	8.23	1.12	21.84	33
2565	10	16-QAM	1/0	14.57	H	8.23	1.12	21.68	33
2507.5	15	QPSK	1/0	11.47	V	8.23	1.12	18.58	33
2535	15	QPSK	1/74	11.85	V	8.23	1.12	18.96	33
2562.5	15	QPSK	1/0	12.02	V	8.23	1.12	19.13	33
2507.5	15	QPSK	1/0	14.21	H	8.23	1.12	21.32	33
2535	15	QPSK	1/74	14.21	H	8.23	1.12	21.32	33
2562.5	15	QPSK	1/0	14.16	H	8.23	1.12	21.27	33
2507.5	15	16-QAM	1/0	12.11	V	8.23	1.12	19.22	33
2535	15	16-QAM	1/74	11.97	V	8.23	1.12	19.08	33
2562.5	15	16-QAM	1/0	12.16	V	8.23	1.12	19.27	33
2507.5	15	16-QAM	1/0	14.66	H	8.23	1.12	21.77	33
2535	15	16-QAM	1/74	14.54	H	8.23	1.12	21.65	33
2562.5	15	16-QAM	1/0	14.49	H	8.23	1.12	21.60	33

Any report having not been signed by authorized approver, or having been altered without authorization, or having not been stamped by the "Dedicated Testing/Inspection Stamp" is deemed to be invalid. Copying or excerpting portion of, or altering the content of the report is not permitted without the written authorization of AGC. The test results presented in the report apply only to the tested sample. Any objections to report issued by AGC should be submitted to AGC within 15days after the issuance of the test report. Further enquiry of validity or verification of the test report should be addressed to AGC by agc@agc-cert.com.

Attestation of Global Compliance(Shenzhen)Co., Ltd
Attestation of Global Compliance(Shenzhen)Std & Tech Co., Ltd
Tel: +86-755 2523 4088 E-mail: agc@agc-cert.com Web: http://cn.agc-cert.com/



2510	20	QPSK	1/99	12.24	V	8.23	1.12	19.35	33
2535	20	QPSK	1/99	12.06	V	8.23	1.12	19.17	33
2560	20	QPSK	1/0	12.00	V	8.23	1.12	19.11	33
2510	20	QPSK	1/99	14.66	H	8.23	1.12	21.77	33
2535	20	QPSK	1/99	14.62	H	8.23	1.12	21.73	33
2560	20	QPSK	1/0	14.42	H	8.23	1.12	21.53	33
2510	20	16-QAM	1/99	12.68	V	8.23	1.12	19.79	33
2535	20	16-QAM	1/99	12.54	V	8.23	1.12	19.65	33
2560	20	16-QAM	1/0	12.84	V	8.23	1.12	19.95	33
2510	20	16-QAM	1/99	15.09	H	8.23	1.12	22.20	33
2535	20	16-QAM	1/99	15.10	H	8.23	1.12	22.21	33
2560	20	16-QAM	1/0	14.95	H	8.23	1.12	22.06	33

Any report having not been signed by authorized approver, or having been altered without authorization, or having not been stamped by the "Dedicated Testing/Inspection Stamp" is deemed to be invalid. Copying or excerpting portion of, or altering the content of the report is not permitted without the written authorization of AGC. The test results presented in the report apply only to the tested sample. Any objections to report issued by AGC should be submitted to AGC within 15days after the issuance of the test report. Further enquiry of validity or verification of the test report should be addressed to AGC by agc@agc-cert.com.


Attestation of Global Compliance(Shenzhen)Co., Ltd
Attestation of Global Compliance(Shenzhen)Std & Tech Co., Ltd
Tel: +86-755 2523 4088 E-mail: agc@agc-cert.com Web: <http://cn.agc-cert.com/>



EIRP for LTE Band 12

Frequency	Channel Bandwidth	Mode.	RB	Substituted level	Antenna Polarization	Antenna Gain correction	Cable Loss	Absolute Level	Limit (dBm)
699.7	1.4	QPSK	1/0	14.68	V	6.6	0.47	20.81	34.77
707.5	1.4	QPSK	1/0	14.63	V	6.6	0.47	20.76	34.77
715.3	1.4	QPSK	1/24	14.66	V	6.6	0.47	20.79	34.77
699.7	1.4	QPSK	1/0	16.82	H	6.6	0.47	22.95	34.77
707.5	1.4	QPSK	1/0	16.83	H	6.6	0.47	22.96	34.77
715.3	1.4	QPSK	1/24	16.80	H	6.6	0.47	22.93	34.77
699.7	1.4	16-QAM	1/0	14.26	V	6.6	0.47	20.39	34.77
707.5	1.4	16-QAM	1/0	14.25	V	6.6	0.47	20.38	34.77
715.3	1.4	16-QAM	1/24	14.77	V	6.6	0.47	20.90	34.77
699.7	1.4	16-QAM	1/0	16.67	H	6.6	0.47	22.80	34.77
707.5	1.4	16-QAM	1/0	16.77	H	6.6	0.47	22.90	34.77
715.3	1.4	16-QAM	1/24	16.76	H	6.6	0.47	22.89	34.77
700.5	3	QPSK	1/0	14.12	V	6.6	0.47	20.25	34.77
707.5	3	QPSK	1/49	13.83	V	6.6	0.47	19.96	34.77
714.5	3	QPSK	1/0	14.69	V	6.6	0.47	20.82	34.77
700.5	3	QPSK	1/0	16.67	H	6.6	0.47	22.80	34.77
707.5	3	QPSK	1/49	16.57	H	6.6	0.47	22.70	34.77
714.5	3	QPSK	1/0	16.65	H	6.6	0.47	22.78	34.77
700.5	3	16-QAM	1/0	13.53	V	6.6	0.47	19.66	34.77
707.5	3	16-QAM	1/49	13.54	V	6.6	0.47	19.67	34.77
714.5	3	16-QAM	1/0	14.38	V	6.6	0.47	20.51	34.77
700.5	3	16-QAM	1/0	16.38	H	6.6	0.47	22.51	34.77
707.5	3	16-QAM	1/49	16.38	H	6.6	0.47	22.51	34.77
714.5	3	16-QAM	1/0	16.36	H	6.6	0.47	22.49	34.77
701.5	5	QPSK	1/0	13.15	V	6.6	0.47	19.28	34.77
707.5	5	QPSK	1/74	13.43	V	6.6	0.47	19.56	34.77
713.5	5	QPSK	1/0	13.59	V	6.6	0.47	19.72	34.77
701.5	5	QPSK	1/0	16.13	H	6.6	0.47	22.26	34.77
707.5	5	QPSK	1/74	16.17	H	6.6	0.47	22.30	34.77
713.5	5	QPSK	1/0	16.14	H	6.6	0.47	22.27	34.77
701.5	5	16-QAM	1/0	14.20	V	6.6	0.47	20.33	34.77
707.5	5	16-QAM	1/74	14.60	V	6.6	0.47	20.73	34.77
713.5	5	16-QAM	1/0	14.41	V	6.6	0.47	20.54	34.77
701.5	5	16-QAM	1/0	16.65	H	6.6	0.47	22.88	34.77
707.5	5	16-QAM	1/74	16.64	H	6.6	0.47	22.87	34.77
713.5	5	16-QAM	1/0	16.67	H	6.6	0.47	22.90	34.77
704.0	10	QPSK	1/99	13.95	V	6.6	0.47	20.18	34.77

Any report having not been signed by authorized approver, or having been altered without authorization, or having not been stamped by the "Dedicated Testing/Inspection Stamp" is deemed to be invalid. Copying or excerpting portion of, or altering the content of the report is not permitted without the written authorization of AGC. The test results presented in the report apply only to the tested sample. Any objections to report issued by AGC should be submitted to AGC within 15days after the issuance of the test report. Further enquiry of validity or verification of the test report should be addressed to AGC by agc@agc-cert.com.



707.5	10	QPSK	1/99	13.76	V	6.6	0.47	19.99	34.77
711.0	10	QPSK	1/0	14.18	V	6.6	0.47	20.41	34.77
704.0	10	QPSK	1/99	16.50	H	6.6	0.47	22.73	34.77
707.5	10	QPSK	1/99	16.50	H	6.6	0.47	22.73	34.77
711.0	10	QPSK	1/0	16.53	H	6.6	0.47	22.76	34.77
704.0	10	16-QAM	1/99	14.05	V	6.6	0.47	20.28	34.77
707.5	10	16-QAM	1/99	14.35	V	6.6	0.47	20.58	34.77
711.0	10	16-QAM	1/0	14.16	V	6.6	0.47	20.39	34.77
704.0	10	16-QAM	1/99	16.57	H	6.6	0.47	22.80	34.77
707.5	10	16-QAM	1/99	16.49	H	6.6	0.47	22.72	34.77
711.0	10	16-QAM	1/0	16.52	H	6.6	0.47	22.75	34.77

Any report having not been signed by authorized approver, or having been altered without authorization, or having not been stamped by the "Dedicated Testing/Inspection Stamp" is deemed to be invalid. Copying or excerpting portion of, or altering the content of the report is not permitted without the written authorization of AGC. The test results presented in the report apply only to the tested sample. Any objections to report issued by AGC should be submitted to AGC within 15days after the issuance of the test report. Further enquiry of validity or verification of the test report should be addressed to AGC by agc@agc-cert.com.

Attestation of Global Compliance(Shenzhen)Co., Ltd
Attestation of Global Compliance(Shenzhen)Std & Tech Co., Ltd
Tel: +86-755 2523 4088 E-mail: agc@agc-cert.com Web: http://cn.agc-cert.com/



EIRP for LTE Band 17

Frequency	Channel Bandwidth	Mode.	RB	Substituted level	Antenna Polarization	Antenna Gain correction	Cable Loss	Absolute Level	Limit (dBm)
706.5	5	QPSK	1/0	14.57	V	6.6	0.47	20.70	34.77
710.0	5	QPSK	1/74	13.64	V	6.6	0.47	19.77	34.77
713.5	5	QPSK	1/0	13.60	V	6.6	0.47	19.73	34.77
706.5	5	QPSK	1/0	16.71	H	6.6	0.47	22.84	34.77
710.0	5	QPSK	1/74	15.84	H	6.6	0.47	21.97	34.77
713.5	5	QPSK	1/0	15.74	H	6.6	0.47	21.87	34.77
706.5	5	16-QAM	1/0	14.34	V	6.6	0.47	20.47	34.77
710.0	5	16-QAM	1/74	14.28	V	6.6	0.47	20.41	34.77
713.5	5	16-QAM	1/0	14.70	V	6.6	0.47	20.83	34.77
706.5	5	16-QAM	1/0	16.75	H	6.6	0.47	22.88	34.77
710.0	5	16-QAM	1/74	16.80	H	6.6	0.47	22.93	34.77
713.5	5	16-QAM	1/0	16.69	H	6.6	0.47	22.82	34.77
709.0	10	QPSK	1/99	14.15	V	6.6	0.47	20.28	34.77
710.0	10	QPSK	1/99	14.02	V	6.6	0.47	20.15	34.77
711.0	10	QPSK	1/0	14.67	V	6.6	0.47	20.80	34.77
709.0	10	QPSK	1/99	16.70	H	6.6	0.47	22.83	34.77
710.0	10	QPSK	1/99	16.76	H	6.6	0.47	22.89	34.77
711.0	10	QPSK	1/0	16.63	H	6.6	0.47	22.76	34.77
709.0	10	16-QAM	1/99	13.18	V	6.6	0.47	19.31	34.77
710.0	10	16-QAM	1/99	13.24	V	6.6	0.47	19.37	34.77
711.0	10	16-QAM	1/0	13.96	V	6.6	0.47	20.09	34.77
709.0	10	16-QAM	1/99	16.03	H	6.6	0.47	22.16	34.77
710.0	10	16-QAM	1/99	16.08	H	6.6	0.47	22.21	34.77
711.0	10	16-QAM	1/0	15.94	H	6.6	0.47	22.07	34.77

Note: Above is the worst mode data.

Any report having not been signed by authorized approver, or having been altered without authorization, or having not been stamped by the "Dedicated Testing/Inspection Stamp" is deemed to be invalid. Copying or excerpting portion of, or altering the content of the report is not permitted without the written authorization of AGC. The test results presented in the report apply only to the tested sample. Any objections to report issued by AGC should be submitted to AGC within 15days after the issuance of the test report. Further enquiry of validity or verification of the test report should be addressed to AGC by agc@agc-cert.com.

Attestation of Global Compliance(Shenzhen)Co., Ltd
Attestation of Global Compliance(Shenzhen)Std & Tech Co., Ltd
Tel: +86-755 2523 4088 E-mail: agc@agc-cert.com Web: http://cn.agc-cert.com/



6.3. PEAK-TO-AVERAGE RATIO

6.3.1 MEASUREMENT METHOD

The peak-to-average power ratio (PAPR) of the transmitter output power must not exceed 13 dB. The PAPR measurements should be made using either an instrument with complementary cumulative distribution function (CCDF) capabilities to determine that PAPR will not exceed 13 dB for more than 0.1 percent of the time or other Commission approved procedure. The measurement must be performed using a signal corresponding to the highest PAPR expected during periods of continuous transmission.

According to KDB 971168 D01v03 - Section 5.7:

- a) Refer to instrument's analyzer instruction manual for details on how to use the power statistics /CCDF function;
- b) Set resolution/measurement bandwidth \geq signal's occupied bandwidth;
- c) Set the number of counts to a value that stabilizes the measured CCDF curve;
- d) Set the measurement interval to 1 ms
- e) Record the maximum PAPR level associated with a probability of 0.1%

6.3.2 PROVISIONS APPLICABLE

This is the test for the Peak-to-Average Ratio from the EUT.

Power Complementary Cumulative Distribution Function (CCDF) curves provide a means for characterizing the power peaks of a digitally modulated signal on a statistical basis. A CCDF curve depicts the probability of the peak signal amplitude exceeding the average power level. Most contemporary measurement instrumentation include the capability to produce CCDF curves for an input signal provided that the instrument's resolution bandwidth can be set wide enough to accommodate the entire input signal bandwidth. In measuring transmissions in this band using an average power technique, the peak-to-average ratio (PAR) of the transmission may not exceed 13 dB.

Any report having not been signed by authorized approver, or having been altered without authorization, or having not been stamped by the "Dedicated Testing/Inspection Stamp" is deemed to be invalid. Copying or excerpting portion of, or altering the content of the report is not permitted without the written authorization of AGC. The test results presented in the report apply only to the tested sample. Any objections to report issued by AGC should be submitted to AGC within 15 days after the issuance of the test report. Further enquiry of validity or verification of the test report should be addressed to AGC by agc@agc-cert.com.

Attestation of Global Compliance(Shenzhen)Co., Ltd
Attestation of Global Compliance(Shenzhen)Std & Tech Co., Ltd
Tel: +86-755 2523 4088 E-mail: agc@agc-cert.com Web: <http://cn.agc-cert.com/>



6.3.3 MEASUREMENT RESULT

LTE Band 2 Channel Bandwidth: 1.4 MHz

Channel Bandwidth: 1.4 MHz						
Modulation	Channel	RB Configuration		Peak-to-Average Ratio (dB)	Limit (dB)	Verdict
		Size	Offset			
QPSK	LCH	1	0	4.72	<13	PASS
		1	3	4.49	<13	PASS
		1	5	4.69	<13	PASS
		3	0	4.35	<13	PASS
		3	2	4.35	<13	PASS
		3	3	4.4	<13	PASS
		6	0	4.85	<13	PASS
	MCH	1	0	4.7	<13	PASS
		1	3	4.45	<13	PASS
		1	5	4.59	<13	PASS
		3	0	4.61	<13	PASS
		3	2	4.59	<13	PASS
		3	3	4.59	<13	PASS
		6	0	5.04	<13	PASS
	HCH	1	0	4.23	<13	PASS
		1	3	4.06	<13	PASS
		1	5	4.09	<13	PASS
		3	0	3.93	<13	PASS
		3	2	3.97	<13	PASS
		3	3	3.9	<13	PASS
		6	0	4.63	<13	PASS
16QAM	LCH	1	0	5.54	<13	PASS
		1	3	5.48	<13	PASS
		1	5	5.49	<13	PASS
		3	0	4.34	<13	PASS
		3	2	4.37	<13	PASS
		3	3	4.34	<13	PASS
		6	0	5.66	<13	PASS
	MCH	1	0	5.26	<13	PASS
		1	3	5.28	<13	PASS
		1	5	5.35	<13	PASS
		3	0	4.58	<13	PASS
		3	2	4.6	<13	PASS

Any report having not been signed by authorized approver, or having been altered without authorization, or having not been stamped by the "Dedicated Testing/Inspection Stamp" is deemed to be invalid. Copying or excerpting portion of, or altering the content of the report is not permitted without the written authorization of AGC. The test results presented in the report apply only to the tested sample. Any objections to report issued by AGC should be submitted to AGC within 15days after the issuance of the test report. Further enquiry of validity or verification of the test report should be addressed to AGC by agc@agc-cert.com.



		3	3	4.54	<13	PASS
		6	0	5.8	<13	PASS
	HCH	1	0	5.12	<13	PASS
		1	3	4.96	<13	PASS
		1	5	4.99	<13	PASS
		3	0	3.96	<13	PASS
		3	2	3.93	<13	PASS
		3	3	3.86	<13	PASS
		6	0	5.34	<13	PASS

Channel Bandwidth: 3 MHz

Channel Bandwidth: 3 MHz						
Modulation	Channel	RB Configuration		Peak-to-Average Ratio [dB]	Limit [dB]	Verdict
		Size	Offset			
QPSK	LCH	1	0	4.56	<13	PASS
		1	7	4.56	<13	PASS
		1	14	4.68	<13	PASS
		8	0	4.94	<13	PASS
		8	4	4.94	<13	PASS
		8	7	4.98	<13	PASS
		15	0	4.96	<13	PASS
	MCH	1	0	4.66	<13	PASS
		1	7	4.58	<13	PASS
		1	14	4.61	<13	PASS
		8	0	5.02	<13	PASS
		8	4	5.04	<13	PASS
		8	7	5.04	<13	PASS
		15	0	5	<13	PASS
	HCH	1	0	4.41	<13	PASS
		1	7	4.09	<13	PASS
		1	14	4	<13	PASS
		8	0	4.68	<13	PASS
		8	4	4.68	<13	PASS
		8	7	4.65	<13	PASS
		15	0	4.68	<13	PASS
16QAM	LCH	1	0	5.29	<13	PASS
		1	7	5.34	<13	PASS

Any report having not been signed by authorized approver, or having been altered without authorization, or having not been stamped by the "Dedicated Testing/Inspection Stamp" is deemed to be invalid. Copying or excerpting portion of, or altering the content of the report is not permitted without the written authorization of AGC. The test results presented in the report apply only to the tested sample. Any objections to report issued by AGC should be submitted to AGC within 15days after the issuance of the test report. Further enquiry of validity or verification of the test report should be addressed to AGC by agc@agc-cert.com.



		1	14	5.5	<13	PASS
		8	0	4.97	<13	PASS
		8	4	4.96	<13	PASS
		8	7	4.96	<13	PASS
		15	0	5.87	<13	PASS
	MCH	1	0	5.18	<13	PASS
		1	7	5.32	<13	PASS
		1	14	5.26	<13	PASS
		8	0	5	<13	PASS
		8	4	5.02	<13	PASS
		8	7	5.02	<13	PASS
		15	0	5.87	<13	PASS
	HCH	1	0	5.22	<13	PASS
		1	7	5.02	<13	PASS
		1	14	4.88	<13	PASS
		8	0	4.67	<13	PASS
		8	4	4.67	<13	PASS
		8	7	4.67	<13	PASS
		15	0	5.56	<13	PASS

Channel Bandwidth: 5 MHz

Channel Bandwidth: 5 MHz						
Modulation	Channel	RB Configuration		Peak-to-Average Ratio [dB]	Limit [dB]	Verdict
		Size	Offset			
QPSK	LCH	1	0	4.79	<13	PASS
		1	12	4.69	<13	PASS
		1	24	4.83	<13	PASS
		12	0	5.08	<13	PASS
		12	6	5.11	<13	PASS
		12	13	5.06	<13	PASS
		25	0	5.09	<13	PASS
	MCH	1	0	4.73	<13	PASS
		1	12	4.67	<13	PASS
		1	24	4.74	<13	PASS
		12	0	5.01	<13	PASS
		12	6	4.98	<13	PASS

Any report having not been signed by authorized approver, or having been altered without authorization, or having not been stamped by the "Dedicated Testing/Inspection Stamp" is deemed to be invalid. Copying or excerpting portion of, or altering the content of the report is not permitted without the written authorization of AGC. The test results presented in the report apply only to the tested sample. Any objections to report issued by AGC should be submitted to AGC within 15days after the issuance of the test report. Further enquiry of validity or verification of the test report should be addressed to AGC by agc@agc-cert.com.




		12	13	5	<13	PASS
		25	0	5.1	<13	PASS
	HCH	1	0	4.84	<13	PASS
		1	12	4.39	<13	PASS
		1	24	4.18	<13	PASS
		12	0	4.97	<13	PASS
		12	6	4.95	<13	PASS
		12	13	4.77	<13	PASS
		25	0	4.88	<13	PASS
16QAM	LCH	1	0	5.39	<13	PASS
		1	12	5.37	<13	PASS
		1	24	5.46	<13	PASS
		12	0	5.11	<13	PASS
		12	6	5.12	<13	PASS
		12	13	5.1	<13	PASS
		25	0	5.85	<13	PASS
	MCH	1	0	5.44	<13	PASS
		1	12	5.44	<13	PASS
		1	24	5.4	<13	PASS
		12	0	5	<13	PASS
		12	6	4.99	<13	PASS
		12	13	4.99	<13	PASS
		25	0	5.89	<13	PASS
	HCH	1	0	5.24	<13	PASS
		1	12	4.95	<13	PASS
		1	24	4.99	<13	PASS
		12	0	4.94	<13	PASS
		12	6	4.97	<13	PASS
		12	13	4.77	<13	PASS
		25	0	5.64	<13	PASS

Channel Bandwidth: 10 MHz


Channel Bandwidth: 10 MHz						
Modulation	Channel	RB Configuration		Peak-to-Average Ratio [dB]	Limit [dB]	Verdict
		Size	Offset			
QPSK	LCH	1	0	4.63	<13	PASS

Any report having not been signed by authorized approver, or having been altered without authorization, or having not been stamped by the "Dedicated Testing/Inspection Stamp" is deemed to be invalid. Copying or excerpting portion of, or altering the content of the report is not permitted without the written authorization of AGC. The test results presented in the report apply only to the tested sample. Any objections to report issued by AGC should be submitted to AGC within 15days after the issuance of the test report. Further enquiry of validity or verification of the test report should be addressed to AGC by agc@agc-cert.com.



		1	24	4.53	<13	PASS
		1	49	4.8	<13	PASS
		25	0	5.06	<13	PASS
		25	12	5.1	<13	PASS
		25	25	5.16	<13	PASS
		50	0	5.12	<13	PASS
	MCH	1	0	4.58	<13	PASS
		1	24	4.42	<13	PASS
		1	49	4.56	<13	PASS
		25	0	5.15	<13	PASS
		25	12	5.17	<13	PASS
		25	25	5.09	<13	PASS
		50	0	5.07	<13	PASS
	HCH	1	0	4.8	<13	PASS
		1	24	4.5	<13	PASS
		1	49	4.08	<13	PASS
		25	0	5.04	<13	PASS
		25	12	5.03	<13	PASS
		25	25	4.85	<13	PASS
		50	0	4.96	<13	PASS
16QAM	LCH	1	0	5.33	<13	PASS
		1	24	5.32	<13	PASS
		1	49	5.59	<13	PASS
		25	0	5.07	<13	PASS
		25	12	5.07	<13	PASS
		25	25	5.13	<13	PASS
		50	0	5.91	<13	PASS
	MCH	1	0	5.34	<13	PASS
		1	24	5.22	<13	PASS
		1	49	5.27	<13	PASS
		25	0	5.17	<13	PASS
		25	12	5.2	<13	PASS
		25	25	5.08	<13	PASS
		50	0	5.89	<13	PASS
	HCH	1	0	5.56	<13	PASS
		1	24	5.31	<13	PASS
		1	49	5.02	<13	PASS

Any report having not been signed by authorized approver, or having been altered without authorization, or having not been stamped by the "Dedicated Testing/Inspection Stamp" is deemed to be invalid. Copying or excerpting portion of, or altering the content of the report is not permitted without the written authorization of AGC. The test results presented in the report apply only to the tested sample. Any objections to report issued by AGC should be submitted to AGC within 15days after the issuance of the test report. Further enquiry of validity or verification of the test report should be addressed to AGC by agc@agc-cert.com.



		25	0	5.06	<13	PASS
		25	12	5.07	<13	PASS
		25	25	4.86	<13	PASS
		50	0	5.78	<13	PASS

Channel Bandwidth: 15 MHz

Channel Bandwidth: 15 MHz						
Modulation	Channel	RB Configuration		Peak-to-Average Ratio [dB]	Limit [dB]	Verdict
		Size	Offset			
QPSK	LCH	1	0	4.65	<13	PASS
		1	37	4.63	<13	PASS
		1	74	4.89	<13	PASS
		37	0	5.48	<13	PASS
		37	18	5.51	<13	PASS
		37	38	5.48	<13	PASS
		75	0	5.48	<13	PASS
	MCH	1	0	4.73	<13	PASS
		1	37	4.78	<13	PASS
		1	74	4.67	<13	PASS
		37	0	5.43	<13	PASS
		37	18	5.41	<13	PASS
		37	38	5.4	<13	PASS
		75	0	5.4	<13	PASS
	HCH	1	0	4.7	<13	PASS
		1	37	4.83	<13	PASS
		1	74	4.2	<13	PASS
		37	0	5.33	<13	PASS
		37	18	5.33	<13	PASS
		37	38	5.34	<13	PASS
		75	0	5.32	<13	PASS
16QAM	LCH	1	0	5.41	<13	PASS
		1	37	5.43	<13	PASS
		1	74	5.7	<13	PASS
		37	0	5.49	<13	PASS
		37	18	5.48	<13	PASS
		37	38	5.5	<13	PASS
		75	0	6.07	<13	PASS
	MCH	1	0	5.46	<13	PASS
		1	37	5.4	<13	PASS

Any report having not been signed by authorized approver, or having been altered without authorization, or having not been stamped by the "Dedicated Testing/Inspection Stamp" is deemed to be invalid. Copying or excerpting portion of, or altering the content of the report is not permitted without the written authorization of AGC. The test results presented in the report apply only to the tested sample. Any objections to report issued by AGC should be submitted to AGC within 15days after the issuance of the test report. Further enquiry of validity or verification of the test report should be addressed to AGC by agc@agc-cert.com.



		1	74	5.49	<13	PASS
		37	0	5.44	<13	PASS
		37	18	5.4	<13	PASS
		37	38	5.4	<13	PASS
		75	0	5.97	<13	PASS
	HCH	1	0	5.62	<13	PASS
		1	37	5.59	<13	PASS
		1	74	5.05	<13	PASS
		37	0	5.32	<13	PASS
		37	18	5.32	<13	PASS
		37	38	5.33	<13	PASS
		75	0	5.92	<13	PASS

Channel Bandwidth: 20 MHz

Channel Bandwidth: 20 MHz						
Modulation	Channel	RB Configuration		Peak-to-Average Ratio [dB]	Limit [dB]	Verdict
		Size	Offset			
QPSK	LCH	1	0	4.56	<13	PASS
		1	49	4.6	<13	PASS
		1	99	4.8	<13	PASS
		50	0	5.13	<13	PASS
		50	25	5.17	<13	PASS
		50	50	5.22	<13	PASS
		100	0	5.3	<13	PASS
	MCH	1	0	4.9	<13	PASS
		1	49	4.79	<13	PASS
		1	99	4.81	<13	PASS
		50	0	5.21	<13	PASS
		50	25	5.17	<13	PASS
		50	50	5.16	<13	PASS
		100	0	5.34	<13	PASS
	HCH	1	0	4.58	<13	PASS
		1	49	4.59	<13	PASS
		1	99	4.2	<13	PASS
		50	0	5.07	<13	PASS
		50	25	5.06	<13	PASS
		50	50	5	<13	PASS
		100	0	5.27	<13	PASS
16QAM	LCH	1	0	5.19	<13	PASS

Any report having not been signed by authorized approver, or having been altered without authorization, or having not been stamped by the "Dedicated Testing/Inspection Stamp" is deemed to be invalid. Copying or excerpting portion of, or altering the content of the report is not permitted without the written authorization of AGC. The test results presented in the report apply only to the tested sample. Any objections to report issued by AGC should be submitted to AGC within 15days after the issuance of the test report. Further enquiry of validity or verification of the test report should be addressed to AGC by agc@agc-cert.com.



		1	49	5.14	<13	PASS
		1	99	5.37	<13	PASS
		50	0	5.16	<13	PASS
		50	25	5.17	<13	PASS
		50	50	5.19	<13	PASS
		100	0	6.08	<13	PASS
	MCH	1	0	6.15	<13	PASS
		1	49	5.76	<13	PASS
		1	99	5.79	<13	PASS
		50	0	5.2	<13	PASS
		50	25	5.19	<13	PASS
		50	50	5.15	<13	PASS
		100	0	6.04	<13	PASS
	HCH	1	0	5.22	<13	PASS
		1	49	5.2	<13	PASS
		1	99	4.92	<13	PASS
		50	0	5.05	<13	PASS
		50	25	5.02	<13	PASS
		50	50	4.96	<13	PASS
		100	0	5.99	<13	PASS

Any report having not been signed by authorized approver, or having been altered without authorization, or having not been stamped by the "Dedicated Testing/Inspection Stamp" is deemed to be invalid. Copying or excerpting portion of, or altering the content of the report is not permitted without the written authorization of AGC. The test results presented in the report apply only to the tested sample. Any objections to report issued by AGC should be submitted to AGC within 15days after the issuance of the test report. Further enquiry of validity or verification of the test report should be addressed to AGC by agc@agc-cert.com.

Attestation of Global Compliance(Shenzhen)Co., Ltd
Attestation of Global Compliance(Shenzhen)Std & Tech Co., Ltd
Tel: +86-755 2523 4088 E-mail: agc@agc-cert.com Web: http://cn.agc-cert.com/



LTE Band 4
Channel Bandwidth: 1.4 MHz

Channel Bandwidth: 1.4 MHz						
Modulation	Channel	RB Configuration		Peak-to-Average Ratio (dB)	Limit (dB)	Verdict
		Size	Offset			
QPSK	LCH	1	0	4.7	<13	PASS
		1	3	4.65	<13	PASS
		1	5	4.68	<13	PASS
		3	0	4.36	<13	PASS
		3	2	4.48	<13	PASS
		3	3	4.49	<13	PASS
		6	0	4.98	<13	PASS
	MCH	1	0	5.09	<13	PASS
		1	3	4.97	<13	PASS
		1	5	4.97	<13	PASS
		3	0	4.72	<13	PASS
		3	2	4.73	<13	PASS
		3	3	4.68	<13	PASS
		6	0	5.08	<13	PASS
	HCH	1	0	4.62	<13	PASS
		1	3	4.5	<13	PASS
		1	5	4.61	<13	PASS
		3	0	4.56	<13	PASS
		3	2	4.54	<13	PASS
		3	3	4.43	<13	PASS
		6	0	5.06	<13	PASS
16QAM	LCH	1	0	5.61	<13	PASS
		1	3	5.51	<13	PASS
		1	5	5.43	<13	PASS
		3	0	4.47	<13	PASS
		3	2	4.42	<13	PASS
		3	3	4.43	<13	PASS
		6	0	5.77	<13	PASS
	MCH	1	0	5.72	<13	PASS
		1	3	5.61	<13	PASS
		1	5	5.89	<13	PASS
		3	0	4.69	<13	PASS
		3	2	4.73	<13	PASS
		3	3	4.64	<13	PASS

Any report having not been signed by authorized approver, or having been altered without authorization, or having not been stamped by the "Dedicated Testing/Inspection Stamp" is deemed to be invalid. Copying or excerpting portion of, or altering the content of the report is not permitted without the written authorization of AGC. The test results presented in the report apply only to the tested sample. Any objections to report issued by AGC should be submitted to AGC within 15days after the issuance of the test report. Further enquiry of validity or verification of the test report should be addressed to AGC by agc@agc-cert.com.



		6	0	5.81	<13	PASS
	HCH	1	0	5.28	<13	PASS
		1	3	5.2	<13	PASS
		1	5	5.31	<13	PASS
		3	0	4.48	<13	PASS
		3	2	4.55	<13	PASS
		3	3	4.44	<13	PASS
		6	0	5.91	<13	PASS

Channel Bandwidth: 3 MHz

Channel Bandwidth: 3 MHz						
Modulation	Channel	RB Configuration		Peak-to-Average Ratio [dB]	Limit [dB]	Verdict
		Size	Offset			
QPSK	LCH	1	0	4.66	<13	PASS
		1	7	4.62	<13	PASS
		1	14	4.61	<13	PASS
		8	0	5.09	<13	PASS
		8	4	5.08	<13	PASS
		8	7	5.09	<13	PASS
		15	0	5.08	<13	PASS
	MCH	1	0	4.9	<13	PASS
		1	7	4.88	<13	PASS
		1	14	4.88	<13	PASS
		8	0	5.15	<13	PASS
		8	4	5.16	<13	PASS
		8	7	5.16	<13	PASS
		15	0	5.2	<13	PASS
	HCH	1	0	4.65	<13	PASS
		1	7	4.61	<13	PASS
		1	14	4.44	<13	PASS
		8	0	5.1	<13	PASS
		8	4	5.1	<13	PASS
		8	7	5.12	<13	PASS
		15	0	5.07	<13	PASS
16QAM	LCH	1	0	5.41	<13	PASS
		1	7	5.58	<13	PASS
		1	14	5.47	<13	PASS
		8	0	5.08	<13	PASS
		8	4	5.13	<13	PASS

Any report having not been signed by authorized approver, or having been altered without authorization, or having not been stamped by the "Dedicated Testing/Inspection Stamp" is deemed to be invalid. Copying or excerpting portion of, or altering the content of the report is not permitted without the written authorization of AGC. The test results presented in the report apply only to the tested sample. Any objections to report issued by AGC should be submitted to AGC within 15days after the issuance of the test report. Further enquiry of validity or verification of the test report should be addressed to AGC by agc@agc-cert.com.



		8	7	5.13	<13	PASS
		15	0	5.93	<13	PASS
	MCH	1	0	5.84	<13	PASS
		1	7	5.69	<13	PASS
		1	14	5.88	<13	PASS
		8	0	5.19	<13	PASS
		8	4	5.17	<13	PASS
		8	7	5.18	<13	PASS
		15	0	6.09	<13	PASS
	HCH	1	0	5.36	<13	PASS
		1	7	5.17	<13	PASS
		1	14	5.25	<13	PASS
		8	0	5.09	<13	PASS
		8	4	5.06	<13	PASS
		8	7	5.1	<13	PASS
		15	0	5.96	<13	PASS

Channel Bandwidth: 5 MHz

Channel Bandwidth: 5 MHz						
Modulation	Channel	RB Configuration		Peak-to-Average Ratio [dB]	Limit [dB]	Verdict
		Size	Offset			
QPSK	LCH	1	0	4.84	<13	PASS
		1	12	4.84	<13	PASS
		1	24	4.89	<13	PASS
		12	0	5.13	<13	PASS
		12	6	5.1	<13	PASS
		12	13	5.15	<13	PASS
		25	0	5.22	<13	PASS
	MCH	1	0	5.19	<13	PASS
		1	12	5	<13	PASS
		1	24	5.21	<13	PASS
		12	0	5.33	<13	PASS
		12	6	5.33	<13	PASS
		12	13	5.36	<13	PASS
		25	0	5.34	<13	PASS
	HCH	1	0	4.83	<13	PASS
		1	12	4.67	<13	PASS
		1	24	4.83	<13	PASS
		12	0	5.08	<13	PASS

Any report having not been signed by authorized approver, or having been altered without authorization, or having not been stamped by the "Dedicated Testing/Inspection Stamp" is deemed to be invalid. Copying or excerpting portion of, or altering the content of the report is not permitted without the written authorization of AGC. The test results presented in the report apply only to the tested sample. Any objections to report issued by AGC should be submitted to AGC within 15days after the issuance of the test report. Further enquiry of validity or verification of the test report should be addressed to AGC by agc@agc-cert.com.



16QAM		12	6	5.08	<13	PASS
		12	13	5.08	<13	PASS
		25	0	5.15	<13	PASS
	LCH	1	0	5.42	<13	PASS
		1	12	5.4	<13	PASS
		1	24	5.54	<13	PASS
		12	0	5.17	<13	PASS
		12	6	5.11	<13	PASS
		12	13	5.15	<13	PASS
		25	0	5.93	<13	PASS
	MCH	1	0	5.68	<13	PASS
		1	12	5.75	<13	PASS
		1	24	5.69	<13	PASS
		12	0	5.32	<13	PASS
		12	6	5.34	<13	PASS
		12	13	5.32	<13	PASS
		25	0	6.06	<13	PASS
	HCH	1	0	5.6	<13	PASS
		1	12	5.35	<13	PASS
		1	24	5.47	<13	PASS
		12	0	5.1	<13	PASS
		12	6	5.07	<13	PASS
		12	13	5.03	<13	PASS
		25	0	5.98	<13	PASS

Channel Bandwidth: 10 MHz

Channel Bandwidth: 20 MHz						
Modulation	Channel	RB Configuration		Peak-to-Average Ratio [dB]	Limit [dB]	Verdict
		Size	Offset			
QPSK	LCH	1	0	4.73	<13	PASS
		1	49	4.65	<13	PASS
		1	99	4.77	<13	PASS
		50	0	5.15	<13	PASS
		50	25	5.18	<13	PASS
		50	50	5.22	<13	PASS
		100	0	5.14	<13	PASS
	MCH	1	0	4.83	<13	PASS
		1	49	4.83	<13	PASS
		1	99	4.95	<13	PASS

Any report having not been signed by authorized approver, or having been altered without authorization, or having not been stamped by the "Dedicated Testing/Inspection Stamp" is deemed to be invalid. Copying or excerpting portion of, or altering the content of the report is not permitted without the written authorization of AGC. The test results presented in the report apply only to the tested sample. Any objections to report issued by AGC should be submitted to AGC within 15days after the issuance of the test report. Further enquiry of validity or verification of the test report should be addressed to AGC by agc@agc-cert.com.



		50	0	5.3	<13	PASS
		50	25	5.31	<13	PASS
		50	50	5.34	<13	PASS
		100	0	5.33	<13	PASS
	HCH	1	0	4.66	<13	PASS
		1	49	4.56	<13	PASS
		1	99	4.54	<13	PASS
		50	0	5.17	<13	PASS
		50	25	5.21	<13	PASS
		50	50	5.15	<13	PASS
		100	0	5.16	<13	PASS
16QAM	LCH	1	0	5.46	<13	PASS
		1	49	5.49	<13	PASS
		1	99	5.55	<13	PASS
		50	0	5.16	<13	PASS
		50	25	5.18	<13	PASS
		50	50	5.16	<13	PASS
		100	0	5.99	<13	PASS
	MCH	1	0	5.77	<13	PASS
		1	49	5.68	<13	PASS
		1	99	5.8	<13	PASS
		50	0	5.32	<13	PASS
		50	25	5.29	<13	PASS
		50	50	5.3	<13	PASS
		100	0	6.09	<13	PASS
	HCH	1	0	5.46	<13	PASS
		1	49	5.26	<13	PASS
		1	99	5.37	<13	PASS
		50	0	5.19	<13	PASS
		50	25	5.2	<13	PASS
		50	50	5.15	<13	PASS
		100	0	5.99	<13	PASS

Any report having not been signed by authorized approver, or having been altered without authorization, or having not been stamped by the "Dedicated Testing/Inspection Stamp" is deemed to be invalid. Copying or excerpting portion of, or altering the content of the report is not permitted without the written authorization of AGC. The test results presented in the report apply only to the tested sample. Any objections to report issued by AGC should be submitted to AGC within 15days after the issuance of the test report. Further enquiry of validity or verification of the test report should be addressed to AGC by agc@agc-cert.com.

Attestation of Global Compliance(Shenzhen)Co., Ltd
Attestation of Global Compliance(Shenzhen)Std & Tech Co., Ltd
Tel: +86-755 2523 4088 E-mail: agc@agc-cert.com Web: http://cn.agc-cert.com/



Channel Bandwidth: 15 MHz

Channel Bandwidth: 15 MHz						
Modulation	Channel	RB Configuration		Peak-to-Average Ratio [dB]	Limit [dB]	Verdict
		Size	Offset			
QPSK	LCH	1	0	4.7	<13	PASS
		1	37	4.59	<13	PASS
		1	74	4.79	<13	PASS
		37	0	5.51	<13	PASS
		37	18	5.52	<13	PASS
		37	38	5.52	<13	PASS
		75	0	5.51	<13	PASS
	MCH	1	0	4.78	<13	PASS
		1	37	4.85	<13	PASS
		1	74	4.92	<13	PASS
		37	0	5.67	<13	PASS
		37	18	5.65	<13	PASS
		37	38	5.64	<13	PASS
		75	0	5.67	<13	PASS
	HCH	1	0	4.8	<13	PASS
		1	37	4.83	<13	PASS
		1	74	4.67	<13	PASS
		37	0	5.5	<13	PASS
		37	18	5.5	<13	PASS
		37	38	5.49	<13	PASS
		75	0	5.47	<13	PASS
16QAM	LCH	1	0	5.55	<13	PASS
		1	37	5.57	<13	PASS
		1	74	5.72	<13	PASS
		37	0	5.51	<13	PASS
		37	18	5.5	<13	PASS
		37	38	5.53	<13	PASS
		75	0	6.16	<13	PASS
	MCH	1	0	5.69	<13	PASS
		1	37	5.74	<13	PASS
		1	74	5.76	<13	PASS
		37	0	5.64	<13	PASS
		37	18	5.64	<13	PASS
		37	38	5.65	<13	PASS
		75	0	6.24	<13	PASS

Any report having not been signed by authorized approver, or having been altered without authorization, or having not been stamped by the "Dedicated Testing/Inspection Stamp" is deemed to be invalid. Copying or excerpting portion of, or altering the content of the report is not permitted without the written authorization of AGC. The test results presented in the report apply only to the tested sample. Any objections to report issued by AGC should be submitted to AGC within 15days after the issuance of the test report. Further enquiry of validity or verification of the test report should be addressed to AGC by agc@agc-cert.com.



	HCH	1	0	5.57	<13	PASS
		1	37	5.59	<13	PASS
		1	74	5.54	<13	PASS
		37	0	5.5	<13	PASS
		37	18	5.5	<13	PASS
		37	38	5.5	<13	PASS
		75	0	6.09	<13	PASS

Channel Bandwidth: 20 MHz

Channel Bandwidth: 20 MHz						
Modulation	Channel	RB Configuration		Peak-to-Average Ratio [dB]	Limit [dB]	Verdict
		Size	Offset			
QPSK	LCH	1	0	4.67	<13	PASS
		1	49	4.57	<13	PASS
		1	99	4.87	<13	PASS
		50	0	5.19	<13	PASS
		50	25	5.21	<13	PASS
		50	50	5.31	<13	PASS
		100	0	5.38	<13	PASS
	MCH	1	0	4.8	<13	PASS
		1	49	4.7	<13	PASS
		1	99	4.79	<13	PASS
		50	0	5.28	<13	PASS
		50	25	5.3	<13	PASS
		50	50	5.35	<13	PASS
		100	0	5.45	<13	PASS
	HCH	1	0	5.04	<13	PASS
		1	49	4.84	<13	PASS
		1	99	4.88	<13	PASS
		50	0	5.3	<13	PASS
		50	25	5.32	<13	PASS
		50	50	5.26	<13	PASS
		100	0	5.48	<13	PASS
16QAM	LCH	1	0	5.29	<13	PASS
		1	49	5.25	<13	PASS
		1	99	5.48	<13	PASS
		50	0	5.19	<13	PASS
		50	25	5.17	<13	PASS
		50	50	5.33	<13	PASS

Any report having not been signed by authorized approver, or having been altered without authorization, or having not been stamped by the "Dedicated Testing/Inspection Stamp" is deemed to be invalid. Copying or excerpting portion of, or altering the content of the report is not permitted without the written authorization of AGC. The test results presented in the report apply only to the tested sample. Any objections to report issued by AGC should be submitted to AGC within 15days after the issuance of the test report. Further enquiry of validity or verification of the test report should be addressed to AGC by agc@agc-cert.com.



		100	0	6.16	<13	PASS
	MCH	1	0	5.3	<13	PASS
		1	49	5.23	<13	PASS
		1	99	5.36	<13	PASS
		50	0	5.31	<13	PASS
		50	25	5.27	<13	PASS
		50	50	5.32	<13	PASS
		100	0	6.22	<13	PASS
	HCH	1	0	6.24	<13	PASS
		1	49	6.12	<13	PASS
		1	99	6.01	<13	PASS
		50	0	5.28	<13	PASS
		50	25	5.33	<13	PASS
		50	50	5.3	<13	PASS
		100	0	6.19	<13	PASS

Any report having not been signed by authorized approver, or having been altered without authorization, or having not been stamped by the "Dedicated Testing/Inspection Stamp" is deemed to be invalid. Copying or excerpting portion of, or altering the content of the report is not permitted without the written authorization of AGC. The test results presented in the report apply only to the tested sample. Any objections to report issued by AGC should be submitted to AGC within 15days after the issuance of the test report. Further enquiry of validity or verification of the test report should be addressed to AGC by agc@agc-cert.com.

Attestation of Global Compliance(Shenzhen)Co., Ltd
Attestation of Global Compliance(Shenzhen)Std & Tech Co., Ltd
Tel: +86-755 2523 4088 E-mail: agc@agc-cert.com Web: http://cn.agc-cert.com/



LTE BAND 5
Channel Bandwidth: 1.4 MHz

Channel Bandwidth: 1.4 MHz						
Modulation	Channel	RB Configuration		Peak-to-Average Ratio (dB)	Limit (dB)	Verdict
		Size	Offset			
QPSK	LCH	1	0	5.08	<13	PASS
		1	3	4.93	<13	PASS
		1	5	4.97	<13	PASS
		3	0	4.78	<13	PASS
		3	2	4.75	<13	PASS
		3	3	4.71	<13	PASS
		6	0	5.35	<13	PASS
	MCH	1	0	5.06	<13	PASS
		1	3	4.98	<13	PASS
		1	5	4.98	<13	PASS
		3	0	4.94	<13	PASS
		3	2	4.94	<13	PASS
		3	3	4.95	<13	PASS
		6	0	5.57	<13	PASS
	HCH	1	0	4.87	<13	PASS
		1	3	4.57	<13	PASS
		1	5	4.46	<13	PASS
		3	0	4.6	<13	PASS
		3	2	4.64	<13	PASS
		3	3	4.42	<13	PASS
		6	0	5.16	<13	PASS
16QAM	LCH	1	0	5.79	<13	PASS
		1	3	5.74	<13	PASS
		1	5	5.83	<13	PASS
		3	0	4.74	<13	PASS
		3	2	4.73	<13	PASS
		3	3	4.71	<13	PASS
		6	0	6.13	<13	PASS
	MCH	1	0	5.73	<13	PASS
		1	3	5.71	<13	PASS
		1	5	5.64	<13	PASS
		3	0	4.98	<13	PASS
		3	2	4.93	<13	PASS
		3	3	4.99	<13	PASS

Any report having not been signed by authorized approver, or having been altered without authorization, or having not been stamped by the "Dedicated Testing/Inspection Stamp" is deemed to be invalid. Copying or excerpting portion of, or altering the content of the report is not permitted without the written authorization of AGC. The test results presented in the report apply only to the tested sample. Any objections to report issued by AGC should be submitted to AGC within 15days after the issuance of the test report. Further enquiry of validity or verification of the test report should be addressed to AGC by agc@agc-cert.com.




		6	0	6.3	<13	PASS
	HCH	1	0	5.92	<13	PASS
		1	3	5.6	<13	PASS
		1	5	5.53	<13	PASS
		3	0	4.54	<13	PASS
		3	2	4.57	<13	PASS
		3	3	4.39	<13	PASS
		6	0	6.11	<13	PASS

Channel Bandwidth: 3 MHz

Channel Bandwidth: 3 MHz						
Modulation	Channel	RB Configuration		Peak-to-Average Ratio [dB]	Limit [dB]	Verdict
		Size	Offset			
QPSK	LCH	1	0	4.95	<13	PASS
		1	7	4.86	<13	PASS
		1	14	4.81	<13	PASS
		8	0	5.39	<13	PASS
		8	4	5.35	<13	PASS
		8	7	5.4	<13	PASS
		15	0	5.44	<13	PASS
	MCH	1	0	4.81	<13	PASS
		1	7	4.98	<13	PASS
		1	14	4.99	<13	PASS
		8	0	5.58	<13	PASS
		8	4	5.59	<13	PASS
		8	7	5.53	<13	PASS
		15	0	5.63	<13	PASS
	HCH	1	0	4.72	<13	PASS
		1	7	4.84	<13	PASS
		1	14	4.5	<13	PASS
		8	0	5.33	<13	PASS
		8	4	5.36	<13	PASS
		8	7	5.37	<13	PASS
		15	0	5.38	<13	PASS
16QAM	LCH	1	0	5.76	<13	PASS
		1	7	5.71	<13	PASS
		1	14	5.6	<13	PASS
		8	0	5.36	<13	PASS
		8	4	5.37	<13	PASS

Any report having not been signed by authorized approver, or having been altered without authorization, or having not been stamped by the "Dedicated Testing/Inspection Stamp" is deemed to be invalid. Copying or excerpting portion of, or altering the content of the report is not permitted without the written authorization of AGC. The test results presented in the report apply only to the tested sample. Any objections to report issued by AGC should be submitted to AGC within 15days after the issuance of the test report. Further enquiry of validity or verification of the test report should be addressed to AGC by agc@agc-cert.com.



		8	7	5.43	<13	PASS
		15	0	6.14	<13	PASS
	MCH	1	0	5.68	<13	PASS
		1	7	5.71	<13	PASS
		1	14	5.62	<13	PASS
		8	0	5.57	<13	PASS
		8	4	5.58	<13	PASS
		8	7	5.57	<13	PASS
		15	0	6.26	<13	PASS
	HCH	1	0	5.72	<13	PASS
		1	7	5.88	<13	PASS
		1	14	5.59	<13	PASS
		8	0	5.37	<13	PASS
		8	4	5.37	<13	PASS
		8	7	5.37	<13	PASS
		15	0	6.23	<13	PASS

Channel Bandwidth: 5 MHz

Channel Bandwidth: 5 MHz						
Modulation	Channel	RB Configuration		Peak-to-Average Ratio [dB]	Limit [dB]	Verdict
		Size	Offset			
QPSK	LCH	1	0	4.99	<13	PASS
		1	12	4.86	<13	PASS
		1	24	4.96	<13	PASS
		12	0	5.41	<13	PASS
		12	6	5.43	<13	PASS
		12	13	5.3	<13	PASS
		25	0	5.42	<13	PASS
	MCH	1	0	5.19	<13	PASS
		1	12	5.13	<13	PASS
		1	24	5.09	<13	PASS
		12	0	5.51	<13	PASS
		12	6	5.49	<13	PASS
		12	13	5.5	<13	PASS
		25	0	5.62	<13	PASS
	HCH	1	0	4.43	<13	PASS
		1	12	4.73	<13	PASS
		1	24	4.46	<13	PASS
		12	0	5.26	<13	PASS

Any report having not been signed by authorized approver, or having been altered without authorization, or having not been stamped by the "Dedicated Testing/Inspection Stamp" is deemed to be invalid. Copying or excerpting portion of, or altering the content of the report is not permitted without the written authorization of AGC. The test results presented in the report apply only to the tested sample. Any objections to report issued by AGC should be submitted to AGC within 15days after the issuance of the test report. Further enquiry of validity or verification of the test report should be addressed to AGC by agc@agc-cert.com.



16QAM		12	6	5.23	<13	PASS
		12	13	5.46	<13	PASS
		25	0	5.48	<13	PASS
	LCH	1	0	5.78	<13	PASS
		1	12	5.41	<13	PASS
		1	24	5.6	<13	PASS
		12	0	5.47	<13	PASS
		12	6	5.46	<13	PASS
		12	13	5.36	<13	PASS
		25	0	6.14	<13	PASS
	MCH	1	0	5.65	<13	PASS
		1	12	5.91	<13	PASS
		1	24	5.81	<13	PASS
		12	0	5.47	<13	PASS
		12	6	5.51	<13	PASS
		12	13	5.52	<13	PASS
		25	0	6.42	<13	PASS
	HCH	1	0	5.04	<13	PASS
		1	12	5.43	<13	PASS
		1	24	5.25	<13	PASS
		12	0	5.25	<13	PASS
		12	6	5.21	<13	PASS
		12	13	5.41	<13	PASS
		25	0	6.21	<13	PASS

Channel Bandwidth: 10 MHz

Channel Bandwidth: 10 MHz						
Modulation	Channel	RB Configuration		Peak-to-Average Ratio [dB]	Limit [dB]	Verdict
		Size	Offset			
QPSK	LCH	1	0	4.12	<13	PASS
		1	24	3.65	<13	PASS
		1	49	4.43	<13	PASS
		25	0	5.28	<13	PASS
		25	12	5.38	<13	PASS
		25	25	4.05	<13	PASS
		50	0	5.42	<13	PASS
	MCH	1	0	4.90	<13	PASS
		1	24	4.34	<13	PASS
		1	49	4.01	<13	PASS

Any report having not been signed by authorized approver, or having been altered without authorization, or having not been stamped by the "Dedicated Testing/Inspection Stamp" is deemed to be invalid. Copying or excerpting portion of, or altering the content of the report is not permitted without the written authorization of AGC. The test results presented in the report apply only to the tested sample. Any objections to report issued by AGC should be submitted to AGC within 15days after the issuance of the test report. Further enquiry of validity or verification of the test report should be addressed to AGC by agc@agc-cert.com.



		25	0	4.61	<13	PASS
		25	12	4.94	<13	PASS
		25	25	4.48	<13	PASS
		50	0	5.22	<13	PASS
	HCH	1	0	4.37	<13	PASS
		1	24	3.32	<13	PASS
		1	49	4.48	<13	PASS
		25	0	4.87	<13	PASS
		25	12	3.74	<13	PASS
		25	25	5.47	<13	PASS
		50	0	4.70	<13	PASS
16QAM	LCH	1	0	4.48	<13	PASS
		1	24	6.81	<13	PASS
		1	49	6.59	<13	PASS
		25	0	6.62	<13	PASS
		25	12	6.11	<13	PASS
		25	25	6.49	<13	PASS
		50	0	6.42	<13	PASS
	MCH	1	0	5.16	<13	PASS
		1	24	5.68	<13	PASS
		1	49	5.52	<13	PASS
		25	0	4.15	<13	PASS
		25	12	5.20	<13	PASS
		25	25	4.91	<13	PASS
		50	0	5.69	<13	PASS
	HCH	1	0	5.06	<13	PASS
		1	24	4.70	<13	PASS
		1	49	4.05	<13	PASS
		25	0	4.83	<13	PASS
		25	12	4.18	<13	PASS
		25	25	4.75	<13	PASS
		50	0	4.99	<13	PASS

Any report having not been signed by authorized approver, or having been altered without authorization, or having not been stamped by the "Dedicated Testing/Inspection Stamp" is deemed to be invalid. Copying or excerpting portion of, or altering the content of the report is not permitted without the written authorization of AGC. The test results presented in the report apply only to the tested sample. Any objections to report issued by AGC should be submitted to AGC within 15days after the issuance of the test report. Further enquiry of validity or verification of the test report should be addressed to AGC by agc@agc-cert.com.



LTE Band 7
Channel Bandwidth: 5 MHz

Channel Bandwidth: 5 MHz						
Modulation	Channel	RB Configuration		Peak-to-Average Ratio [dB]	Limit [dB]	Verdict
		Size	Offset			
QPSK	LCH	1	0	3.98	<13	PASS
		1	12	3.81	<13	PASS
		1	24	3.89	<13	PASS
		12	0	4.75	<13	PASS
		12	6	4.74	<13	PASS
		12	13	4.66	<13	PASS
		25	0	4.75	<13	PASS
	MCH	1	0	4.44	<13	PASS
		1	12	4.24	<13	PASS
		1	24	4.26	<13	PASS
		12	0	5.01	<13	PASS
		12	6	4.99	<13	PASS
		12	13	4.96	<13	PASS
		25	0	5.08	<13	PASS
	HCH	1	0	4.56	<13	PASS
		1	12	4.36	<13	PASS
		1	24	4.24	<13	PASS
		12	0	5.13	<13	PASS
		12	6	5.09	<13	PASS
		12	13	5	<13	PASS
		25	0	5.13	<13	PASS
16QAM	LCH	1	0	4.87	<13	PASS
		1	12	4.65	<13	PASS
		1	24	4.66	<13	PASS
		12	0	4.73	<13	PASS
		12	6	4.74	<13	PASS
		12	13	4.68	<13	PASS
		25	0	5.6	<13	PASS
	MCH	1	0	5.16	<13	PASS
		1	12	5	<13	PASS
		1	24	5.01	<13	PASS
		12	0	5.02	<13	PASS
		12	6	5.05	<13	PASS
		12	13	4.92	<13	PASS

Any report having not been signed by authorized approver, or having been altered without authorization, or having not been stamped by the "Dedicated Testing/Inspection Stamp" is deemed to be invalid. Copying or excerpting portion of, or altering the content of the report is not permitted without the written authorization of AGC. The test results presented in the report apply only to the tested sample. Any objections to report issued by AGC should be submitted to AGC within 15days after the issuance of the test report. Further enquiry of validity or verification of the test report should be addressed to AGC by agc@agc-cert.com.



		25	0	5.92	<13	PASS
	HCH	1	0	5.21	<13	PASS
		1	12	5.06	<13	PASS
		1	24	5.05	<13	PASS
		12	0	5.11	<13	PASS
		12	6	5.13	<13	PASS
		12	13	5	<13	PASS
		25	0	5.9	<13	PASS

Channel Bandwidth: 10 MHz

Channel Bandwidth: 10 MHz						
Modulation	Channel	RB Configuration		Peak-to-Average Ratio [dB]	Limit [dB]	Verdict
		Size	Offset			
QPSK	LCH	1	0	3.8	<13	PASS
		1	24	3.55	<13	PASS
		1	49	3.86	<13	PASS
		25	0	4.68	<13	PASS
		25	12	4.64	<13	PASS
		25	25	4.68	<13	PASS
		50	0	4.74	<13	PASS
	MCH	1	0	4.43	<13	PASS
		1	24	4.01	<13	PASS
		1	49	4.01	<13	PASS
		25	0	5.14	<13	PASS
		25	12	5.16	<13	PASS
		25	25	4.98	<13	PASS
		50	0	5.08	<13	PASS
	HCH	1	0	4.28	<13	PASS
		1	24	4.21	<13	PASS
		1	49	4.12	<13	PASS
		25	0	5.11	<13	PASS
		25	12	5.11	<13	PASS
		25	25	5.04	<13	PASS
		50	0	5.13	<13	PASS
16QAM	LCH	1	0	4.73	<13	PASS
		1	24	4.47	<13	PASS
		1	49	4.73	<13	PASS
		25	0	4.69	<13	PASS
		25	12	4.65	<13	PASS

Any report having not been signed by authorized approver, or having been altered without authorization, or having not been stamped by the "Dedicated Testing/Inspection Stamp" is deemed to be invalid. Copying or excerpting portion of, or altering the content of the report is not permitted without the written authorization of AGC. The test results presented in the report apply only to the tested sample. Any objections to report issued by AGC should be submitted to AGC within 15days after the issuance of the test report. Further enquiry of validity or verification of the test report should be addressed to AGC by agc@agc-cert.com.




		25	25	4.68	<13	PASS
		50	0	5.6	<13	PASS
	MCH	1	0	5.14	<13	PASS
		1	24	4.84	<13	PASS
		1	49	4.88	<13	PASS
		25	0	5.17	<13	PASS
		25	12	5.12	<13	PASS
		25	25	4.98	<13	PASS
		50	0	5.95	<13	PASS
	HCH	1	0	5.12	<13	PASS
		1	24	5.06	<13	PASS
		1	49	5.11	<13	PASS
		25	0	5.09	<13	PASS
		25	12	5.13	<13	PASS
		25	25	5.02	<13	PASS
		50	0	5.98	<13	PASS

Channel Bandwidth: 15 MHz

Channel Bandwidth: 15 MHz						
Modulation	Channel	RB Configuration		Peak-to-Average Ratio [dB]	Limit [dB]	Verdict
		Size	Offset			
QPSK	LCH	1	0	3.85	<13	PASS
		1	37	3.65	<13	PASS
		1	74	4.13	<13	PASS
		37	0	5.09	<13	PASS
		37	18	5.09	<13	PASS
		37	38	5.13	<13	PASS
		75	0	5.08	<13	PASS
	MCH	1	0	4.55	<13	PASS
		1	37	4.2	<13	PASS
		1	74	3.98	<13	PASS
		37	0	5.37	<13	PASS
		37	18	5.38	<13	PASS
		37	38	5.39	<13	PASS
		75	0	5.36	<13	PASS
	HCH	1	0	4.12	<13	PASS
		1	37	4.23	<13	PASS
		1	74	4.13	<13	PASS
		37	0	5.43	<13	PASS

Any report having not been signed by authorized approver, or having been altered without authorization, or having not been stamped by the "Dedicated Testing/Inspection Stamp" is deemed to be invalid. Copying or excerpting portion of, or altering the content of the report is not permitted without the written authorization of AGC. The test results presented in the report apply only to the tested sample. Any objections to report issued by AGC should be submitted to AGC within 15days after the issuance of the test report. Further enquiry of validity or verification of the test report should be addressed to AGC by agc@agc-cert.com.



16QAM		37	18	5.43	<13	PASS
		37	38	5.43	<13	PASS
		75	0	5.45	<13	PASS
	LCH	1	0	4.65	<13	PASS
		1	37	4.53	<13	PASS
		1	74	4.95	<13	PASS
		37	0	5.14	<13	PASS
		37	18	5.12	<13	PASS
		37	38	5.08	<13	PASS
		75	0	5.86	<13	PASS
	MCH	1	0	5.3	<13	PASS
		1	37	4.97	<13	PASS
		1	74	4.92	<13	PASS
		37	0	5.39	<13	PASS
		37	18	5.41	<13	PASS
		37	38	5.39	<13	PASS
		75	0	6.07	<13	PASS
	HCH	1	0	4.91	<13	PASS
		1	37	5.03	<13	PASS
		1	74	5.05	<13	PASS
		37	0	5.44	<13	PASS
		37	18	5.44	<13	PASS
		37	38	5.45	<13	PASS
		75	0	6.12	<13	PASS

Channel Bandwidth: 20 MHz

Channel Bandwidth: 20 MHz						
Modulation	Channel	RB Configuration		Peak-to-Average Ratio [dB]	Limit [dB]	Verdict
		Size	Offset			
QPSK	LCH	1	0	3.78	<13	PASS
		1	49	3.68	<13	PASS
		1	99	4.45	<13	PASS
		50	0	4.77	<13	PASS
		50	25	4.75	<13	PASS
		50	50	5.03	<13	PASS
		100	0	5.17	<13	PASS
	MCH	1	0	4.69	<13	PASS
		1	49	4.17	<13	PASS
		1	99	3.95	<13	PASS

Any report having not been signed by authorized approver, or having been altered without authorization, or having not been stamped by the "Dedicated Testing/Inspection Stamp" is deemed to be invalid. Copying or excerpting portion of, or altering the content of the report is not permitted without the written authorization of AGC. The test results presented in the report apply only to the tested sample. Any objections to report issued by AGC should be submitted to AGC within 15days after the issuance of the test report. Further enquiry of validity or verification of the test report should be addressed to AGC by agc@agc-cert.com.



		50	0	5.29	<13	PASS
		50	25	5.31	<13	PASS
		50	50	4.97	<13	PASS
		100	0	5.3	<13	PASS
	HCH	1	0	3.91	<13	PASS
		1	49	4.02	<13	PASS
		1	99	4.19	<13	PASS
		50	0	5.02	<13	PASS
		50	25	4.98	<13	PASS
		50	50	5.18	<13	PASS
		100	0	5.29	<13	PASS
16QAM	LCH	1	0	4.56	<13	PASS
		1	49	4.41	<13	PASS
		1	99	5.07	<13	PASS
		50	0	4.75	<13	PASS
		50	25	4.78	<13	PASS
		50	50	5.06	<13	PASS
		100	0	5.96	<13	PASS
	MCH	1	0	5.71	<13	PASS
		1	49	5.03	<13	PASS
		1	99	5.09	<13	PASS
		50	0	5.28	<13	PASS
		50	25	5.32	<13	PASS
		50	50	4.99	<13	PASS
		100	0	6.1	<13	PASS
	HCH	1	0	4.6	<13	PASS
		1	49	4.77	<13	PASS
		1	99	4.85	<13	PASS
		50	0	5	<13	PASS
		50	25	5	<13	PASS
		50	50	5.14	<13	PASS
		100	0	6.08	<13	PASS

Any report having not been signed by authorized approver, or having been altered without authorization, or having not been stamped by the "Dedicated Testing/Inspection Stamp" is deemed to be invalid. Copying or excerpting portion of, or altering the content of the report is not permitted without the written authorization of AGC. The test results presented in the report apply only to the tested sample. Any objections to report issued by AGC should be submitted to AGC within 15days after the issuance of the test report. Further enquiry of validity or verification of the test report should be addressed to AGC by agc@agc-cert.com.

Attestation of Global Compliance(Shenzhen)Co., Ltd
Attestation of Global Compliance(Shenzhen)Std & Tech Co., Ltd
Tel: +86-755 2523 4088 E-mail: agc@agc-cert.com Web: http://cn.agc-cert.com/



LTE BAND 12
Channel Bandwidth: 1.4 MHz

Channel Bandwidth: 1.4 MHz						
Modulation	Channel	RB Configuration		Peak-to-Average Ratio (dB)	Limit (dB)	Verdict
		Size	Offset			
QPSK	LCH	1	0	4.94	<13	PASS
		1	3	4.85	<13	PASS
		1	5	4.93	<13	PASS
		3	0	4.58	<13	PASS
		3	2	4.6	<13	PASS
		3	3	4.62	<13	PASS
		6	0	5.3	<13	PASS
	MCH	1	0	5.02	<13	PASS
		1	3	4.92	<13	PASS
		1	5	4.99	<13	PASS
		3	0	4.81	<13	PASS
		3	2	4.88	<13	PASS
		3	3	4.85	<13	PASS
		6	0	5.44	<13	PASS
	HCH	1	0	4.87	<13	PASS
		1	3	4.67	<13	PASS
		1	5	4.61	<13	PASS
		3	0	4.5	<13	PASS
		3	2	4.5	<13	PASS
		3	3	4.38	<13	PASS
		6	0	5.18	<13	PASS
16QAM	LCH	1	0	5.76	<13	PASS
		1	3	5.64	<13	PASS
		1	5	5.76	<13	PASS
		3	0	4.58	<13	PASS
		3	2	4.63	<13	PASS
		3	3	4.58	<13	PASS
		6	0	6.11	<13	PASS
	MCH	1	0	5.67	<13	PASS
		1	3	5.51	<13	PASS
		1	5	5.71	<13	PASS
		3	0	4.79	<13	PASS
		3	2	4.82	<13	PASS
		3	3	4.81	<13	PASS

Any report having not been signed by authorized approver, or having been altered without authorization, or having not been stamped by the "Dedicated Testing/Inspection Stamp" is deemed to be invalid. Copying or excerpting portion of, or altering the content of the report is not permitted without the written authorization of AGC. The test results presented in the report apply only to the tested sample. Any objections to report issued by AGC should be submitted to AGC within 15days after the issuance of the test report. Further enquiry of validity or verification of the test report should be addressed to AGC by agc@agc-cert.com.



		6	0	6.32	<13	PASS
	HCH	1	0	5.67	<13	PASS
		1	3	5.43	<13	PASS
		1	5	5.6	<13	PASS
		3	0	4.49	<13	PASS
		3	2	4.46	<13	PASS
		3	3	4.35	<13	PASS
		6	0	5.94	<13	PASS

Channel Bandwidth: 3 MHz

Channel Bandwidth: 3 MHz						
Modulation	Channel	RB Configuration		Peak-to-Average Ratio [dB]	Limit [dB]	Verdict
		Size	Offset			
QPSK	LCH	1	0	4.91	<13	PASS
		1	7	4.85	<13	PASS
		1	14	4.86	<13	PASS
		8	0	5.46	<13	PASS
		8	4	5.4	<13	PASS
		8	7	5.42	<13	PASS
		15	0	5.41	<13	PASS
	MCH	1	0	4.91	<13	PASS
		1	7	4.81	<13	PASS
		1	14	4.9	<13	PASS
		8	0	5.51	<13	PASS
		8	4	5.51	<13	PASS
		8	7	5.55	<13	PASS
		15	0	5.55	<13	PASS
	HCH	1	0	4.94	<13	PASS
		1	7	4.85	<13	PASS
		1	14	4.57	<13	PASS
		8	0	5.38	<13	PASS
		8	4	5.37	<13	PASS
		8	7	5.4	<13	PASS
		15	0	5.37	<13	PASS
16QAM	LCH	1	0	5.6	<13	PASS
		1	7	5.66	<13	PASS
		1	14	5.66	<13	PASS
		8	0	5.41	<13	PASS
		8	4	5.41	<13	PASS

Any report having not been signed by authorized approver, or having been altered without authorization, or having not been stamped by the "Dedicated Testing/Inspection Stamp" is deemed to be invalid. Copying or excerpting portion of, or altering the content of the report is not permitted without the written authorization of AGC. The test results presented in the report apply only to the tested sample. Any objections to report issued by AGC should be submitted to AGC within 15days after the issuance of the test report. Further enquiry of validity or verification of the test report should be addressed to AGC by agc@agc-cert.com.




		8	7	5.4	<13	PASS
		15	0	6.27	<13	PASS
	MCH	1	0	5.53	<13	PASS
		1	7	5.55	<13	PASS
		1	14	5.63	<13	PASS
		8	0	5.54	<13	PASS
		8	4	5.54	<13	PASS
		8	7	5.55	<13	PASS
		15	0	6.41	<13	PASS
	HCH	1	0	5.99	<13	PASS
		1	7	5.8	<13	PASS
		1	14	5.49	<13	PASS
		8	0	5.34	<13	PASS
		8	4	5.33	<13	PASS
		8	7	5.37	<13	PASS
		15	0	6.2	<13	PASS

Channel Bandwidth: 5 MHz

Channel Bandwidth: 5 MHz						
Modulation	Channel	RB Configuration		Peak-to-Average Ratio [dB]	Limit [dB]	Verdict
		Size	Offset			
QPSK	LCH	1	0	5.03	<13	PASS
		1	12	4.96	<13	PASS
		1	24	5.18	<13	PASS
		12	0	5.46	<13	PASS
		12	6	5.5	<13	PASS
		12	13	5.51	<13	PASS
		25	0	5.52	<13	PASS
	MCH	1	0	5.07	<13	PASS
		1	12	5.05	<13	PASS
		1	24	5.11	<13	PASS
		12	0	5.46	<13	PASS
		12	6	5.49	<13	PASS
		12	13	5.53	<13	PASS
		25	0	5.62	<13	PASS
	HCH	1	0	5.11	<13	PASS
		1	12	4.91	<13	PASS
		1	24	4.53	<13	PASS
		12	0	5.66	<13	PASS

Any report having not been signed by authorized approver, or having been altered without authorization, or having not been stamped by the "Dedicated Testing/Inspection Stamp" is deemed to be invalid. Copying or excerpting portion of, or altering the content of the report is not permitted without the written authorization of AGC. The test results presented in the report apply only to the tested sample. Any objections to report issued by AGC should be submitted to AGC within 15days after the issuance of the test report. Further enquiry of validity or verification of the test report should be addressed to AGC by agc@agc-cert.com.



16QAM		12	6	5.6	<13	PASS
		12	13	5.4	<13	PASS
		25	0	5.59	<13	PASS
	LCH	1	0	5.64	<13	PASS
		1	12	5.59	<13	PASS
		1	24	5.74	<13	PASS
		12	0	5.44	<13	PASS
		12	6	5.47	<13	PASS
		12	13	5.48	<13	PASS
		25	0	6.24	<13	PASS
	MCH	1	0	5.74	<13	PASS
		1	12	5.67	<13	PASS
		1	24	5.84	<13	PASS
		12	0	5.47	<13	PASS
		12	6	5.46	<13	PASS
		12	13	5.46	<13	PASS
		25	0	6.38	<13	PASS
	HCH	1	0	5.68	<13	PASS
		1	12	5.57	<13	PASS
		1	24	5.33	<13	PASS
		12	0	5.57	<13	PASS
		12	6	5.66	<13	PASS
		12	13	5.41	<13	PASS
		25	0	6.31	<13	PASS

Channel Bandwidth: 10 MHz

Channel Bandwidth: 10 MHz						
Modulation	Channel	RB Configuration		Peak-to-Average Ratio [dB]	Limit [dB]	Verdict
		Size	Offset			
QPSK	LCH	1	0	3.94	<13	PASS
		1	24	4.34	<13	PASS
		1	49	4.14	<13	PASS
		25	0	4.29	<13	PASS
		25	12	4.11	<13	PASS
		25	25	4.50	<13	PASS
		50	0	4.62	<13	PASS
	MCH	1	0	4.41	<13	PASS
		1	24	3.59	<13	PASS
		1	49	4.68	<13	PASS

Any report having not been signed by authorized approver, or having been altered without authorization, or having not been stamped by the "Dedicated Testing/Inspection Stamp" is deemed to be invalid. Copying or excerpting portion of, or altering the content of the report is not permitted without the written authorization of AGC. The test results presented in the report apply only to the tested sample. Any objections to report issued by AGC should be submitted to AGC within 15days after the issuance of the test report. Further enquiry of validity or verification of the test report should be addressed to AGC by agc@agc-cert.com.



		25	0	4.76	<13	PASS
		25	12	4.95	<13	PASS
		25	25	4.72	<13	PASS
		50	0	4.97	<13	PASS
	HCH	1	0	4.84	<13	PASS
		1	24	4.72	<13	PASS
		1	49	3.77	<13	PASS
		25	0	4.18	<13	PASS
		25	12	5.36	<13	PASS
		25	25	4.94	<13	PASS
		50	0	4.66	<13	PASS
16QAM	LCH	1	0	4.16	<13	PASS
		1	24	6.55	<13	PASS
		1	49	6.87	<13	PASS
		25	0	6.38	<13	PASS
		25	12	6.83	<13	PASS
		25	25	5.67	<13	PASS
		50	0	6.62	<13	PASS
	MCH	1	0	4.89	<13	PASS
		1	24	5.52	<13	PASS
		1	49	4.69	<13	PASS
		25	0	5.26	<13	PASS
		25	12	4.41	<13	PASS
		25	25	4.54	<13	PASS
		50	0	6.06	<13	PASS
	HCH	1	0	4.54	<13	PASS
		1	24	5.16	<13	PASS
		1	49	4.87	<13	PASS
		25	0	5.35	<13	PASS
		25	12	4.74	<13	PASS
		25	25	4.84	<13	PASS
		50	0	5.81	<13	PASS

Any report having not been signed by authorized approver, or having been altered without authorization, or having not been stamped by the "Dedicated Testing/Inspection Stamp" is deemed to be invalid. Copying or excerpting portion of, or altering the content of the report is not permitted without the written authorization of AGC. The test results presented in the report apply only to the tested sample. Any objections to report issued by AGC should be submitted to AGC within 15days after the issuance of the test report. Further enquiry of validity or verification of the test report should be addressed to AGC by agc@agc-cert.com.

Attestation of Global Compliance(Shenzhen)Co., Ltd
Attestation of Global Compliance(Shenzhen)Std & Tech Co., Ltd
Tel: +86-755 2523 4088 E-mail: agc@agc-cert.com Web: http://cn.agc-cert.com/



LTE BAND 17
Channel Bandwidth: 5 MHz

Channel Bandwidth: 5 MHz						
Modulation	Channel	RB Configuration		Peak-to-Average Ratio [dB]	Limit [dB]	Verdict
		Size	Offset			
QPSK	LCH	1	0	5.12	<13	PASS
		1	12	5.03	<13	PASS
		1	24	5.17	<13	PASS
		12	0	5.43	<13	PASS
		12	6	5.45	<13	PASS
		12	13	5.51	<13	PASS
		25	0	5.5	<13	PASS
	MCH	1	0	5.06	<13	PASS
		1	12	4.98	<13	PASS
		1	24	5.16	<13	PASS
		12	0	5.42	<13	PASS
		12	6	5.43	<13	PASS
		12	13	5.45	<13	PASS
		25	0	5.55	<13	PASS
	HCH	1	0	4.97	<13	PASS
		1	12	4.83	<13	PASS
		1	24	4.45	<13	PASS
		12	0	5.47	<13	PASS
		12	6	5.56	<13	PASS
		12	13	5.31	<13	PASS
		25	0	5.48	<13	PASS
16QAM	LCH	1	0	5.6	<13	PASS
		1	12	5.75	<13	PASS
		1	24	5.65	<13	PASS
		12	0	5.47	<13	PASS
		12	6	5.43	<13	PASS
		12	13	5.47	<13	PASS
		25	0	6.22	<13	PASS
	MCH	1	0	5.68	<13	PASS
		1	12	5.65	<13	PASS
		1	24	5.62	<13	PASS
		12	0	5.45	<13	PASS
		12	6	5.43	<13	PASS
		12	13	5.43	<13	PASS

Any report having not been signed by authorized approver, or having been altered without authorization, or having not been stamped by the "Dedicated Testing/Inspection Stamp" is deemed to be invalid. Copying or excerpting portion of, or altering the content of the report is not permitted without the written authorization of AGC. The test results presented in the report apply only to the tested sample. Any objections to report issued by AGC should be submitted to AGC within 15days after the issuance of the test report. Further enquiry of validity or verification of the test report should be addressed to AGC by agc@agc-cert.com.



		25	0	6.29	<13	PASS
	HCH	1	0	5.61	<13	PASS
		1	12	5.58	<13	PASS
		1	24	5.17	<13	PASS
		12	0	5.5	<13	PASS
		12	6	5.55	<13	PASS
		12	13	5.32	<13	PASS
		25	0	6.16	<13	PASS

Channel Bandwidth: 10 MHz

Channel Bandwidth: 10 MHz						
Modulation	Channel	RB Configuration		Peak-to-Average Ratio [dB]	Limit [dB]	Verdict
		Size	Offset			
QPSK	LCH	1	0	4.92	<13	PASS
		1	24	3.64	<13	PASS
		1	49	4.85	<13	PASS
		25	0	5.38	<13	PASS
		25	12	4.20	<13	PASS
		25	25	4.61	<13	PASS
		50	0	4.27	<13	PASS
	MCH	1	0	4.68	<13	PASS
		1	24	4.63	<13	PASS
		1	49	4.89	<13	PASS
		25	0	4.68	<13	PASS
		25	12	4.72	<13	PASS
		25	25	4.06	<13	PASS
		50	0	4.11	<13	PASS
	HCH	1	0	3.94	<13	PASS
		1	24	3.41	<13	PASS
		1	49	3.23	<13	PASS
		25	0	5.28	<13	PASS
		25	12	4.22	<13	PASS
		25	25	4.70	<13	PASS
		50	0	4.97	<13	PASS
16QAM	LCH	1	0	5.18	<13	PASS
		1	24	6.93	<13	PASS
		1	49	5.77	<13	PASS
		25	0	5.89	<13	PASS
		25	12	5.60	<13	PASS

Any report having not been signed by authorized approver, or having been altered without authorization, or having not been stamped by the "Dedicated Testing/Inspection Stamp" is deemed to be invalid. Copying or excerpting portion of, or altering the content of the report is not permitted without the written authorization of AGC. The test results presented in the report apply only to the tested sample. Any objections to report issued by AGC should be submitted to AGC within 15days after the issuance of the test report. Further enquiry of validity or verification of the test report should be addressed to AGC by agc@agc-cert.com.



		25	25	5.85	<13	PASS
		50	0	7.70	<13	PASS
	MCH	1	0	4.91	<13	PASS
		1	24	4.49	<13	PASS
		1	49	5.21	<13	PASS
		25	0	4.40	<13	PASS
		25	12	4.36	<13	PASS
		25	25	5.34	<13	PASS
		50	0	5.06	<13	PASS
	HCH	1	0	4.14	<13	PASS
		1	24	5.42	<13	PASS
		1	49	5.01	<13	PASS
		25	0	5.20	<13	PASS
		25	12	4.14	<13	PASS
		25	25	4.61	<13	PASS
		50	0	5.96	<13	PASS

Any report having not been signed by authorized approver, or having been altered without authorization, or having not been stamped by the "Dedicated Testing/Inspection Stamp" is deemed to be invalid. Copying or excerpting portion of, or altering the content of the report is not permitted without the written authorization of AGC. The test results presented in the report apply only to the tested sample. Any objections to report issued by AGC should be submitted to AGC within 15days after the issuance of the test report. Further enquiry of validity or verification of the test report should be addressed to AGC by agc@agc-cert.com.

Attestation of Global Compliance(Shenzhen)Co., Ltd
Attestation of Global Compliance(Shenzhen)Std & Tech Co., Ltd
Tel: +86-755 2523 4088 E-mail: agc@agc-cert.com Web: <http://cn.agc-cert.com/>



7. SPURIOUS EMISSION

7.1 CONDUCTED SPURIOUS EMISSION

7.1.1 MEASUREMENT METHOD

The level of the carrier and the various conducted spurious and harmonic frequencies is measured by means of a calibrated spectrum analyzer. The spectrum is scanned from the lowest frequency generated in the equipment up to a frequency including its 10th harmonic. All out of band emissions are measured with a spectrum analyzer connected to the antenna terminal of the EUT while the EUT is operating at its maximum duty cycle, at maximum power, and at the appropriate frequencies. All data rates were investigated to determine the worst case configuration. All modes of operation were investigated and the worst case configuration results are reported in this section.

The minimum permissible attenuation level of any spurious emission is $43 + \log_{10}(P[\text{Watts}])$, where P is the transmitter power in Watts.

For Band 7:

- (i) $40 + 10 \log_{10} p$ from the channel edges to 5 MHz away
- (ii) $43 + 10 \log_{10} p$ between 5 MHz and X MHz from the channel edges, and
- (iii) $55 + 10 \log_{10} p$ at X MHz and beyond from the channel edges

Test Procedure Used

KDB 971168 D01v03 – Section 6.0

Test Settings

1. Start frequency was set to 30MHz and stop frequency was set to at least $10 \times$ the fundamental frequency (separated into at least two plots per channel)
2. Detector = RMS
3. Trace mode = max hold
4. Sweep time = auto couple
5. The trace was allowed to stabilize
6. Please see test notes below for RBW and VBW settings

Any report having not been signed by authorized approver, or having been altered without authorization, or having not been stamped by the "Dedicated Testing/Inspection Stamp" is deemed to be invalid. Copying or excerpting portion of, or altering the content of the report is not permitted without the written authorization of AGC. The test results presented in the report apply only to the tested sample. Any objections to report issued by AGC should be submitted to AGC within 15 days after the issuance of the test report. Further enquiry of validity or verification of the test report should be addressed to AGC by agc@agc-cert.com.

Attestation of Global Compliance(Shenzhen)Co., Ltd

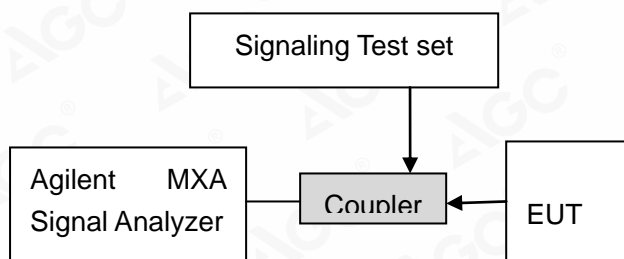
Attestation of Global Compliance(Shenzhen)Std & Tech Co., Ltd

Tel: +86-755 2523 4088 E-mail: agc@agc-cert.com Web: <http://cn.agc-cert.com/>



Test Setup

The EUT and measurement equipment were set up as shown in the diagram below.



Test Instrument & Measurement Setup

shall be attenuated below the transmitter power (P, in Watts) by at least $43+10\log(P)$ dB. For all power levels +30 dBm to 0 dBm, this becomes a constant specification limit of -13 dBm.

Any report having not been signed by authorized approver, or having been altered without authorization, or having not been stamped by the "Dedicated Testing/Inspection Stamp" is deemed to be invalid. Copying or excerpting portion of, or altering the content of the report is not permitted without the written authorization of AGC. The test results presented in the report apply only to the tested sample. Any objections to report issued by AGC should be submitted to AGC within 15days after the issuance of the test report. Further enquiry of validity or verification of the test report should be addressed to AGC by agc@agc-cert.com.

Attestation of Global Compliance(Shenzhen)Co., Ltd
Attestation of Global Compliance(Shenzhen)Std & Tech Co., Ltd
Tel: +86-755 2523 4088 E-mail: agc@agc-cert.com Web: <http://cn.agc-cert.com/>



Test Note

Compliance with the applicable limits is based on the use of measurement instrumentation employing a resolution bandwidth of 100 kHz or greater for frequencies less than 1 GHz and 1 MHz or greater for frequencies greater than 1 GHz. However, in the 1 MHz bands immediately outside and adjacent to the frequency block a resolution bandwidth of at least one percent of the emission bandwidth of the fundamental emission of the transmitter may be employed. The emission bandwidth is defined as the width of the signal between two points, one below the carrier center frequency and one above the carrier center frequency, outside of which all emission are attenuated at least 26 dB below the transmitter power.

7.1.2 MEASUREMENT RESULT

PLEASE REFER TO: APPENDIX A TEST PLOTS FOR CONDUCTED SPURIOUS EMISSION

Note: 1. No emission found in standby or receive mode, no recording in this report.

Any report having not been signed by authorized approver, or having been altered without authorization, or having not been stamped by the "Dedicated Testing/Inspection Stamp" is deemed to be invalid. Copying or excerpting portion of, or altering the content of the report is not permitted without the written authorization of AGC. The test results presented in the report apply only to the tested sample. Any objections to report issued by AGC should be submitted to AGC within 15 days after the issuance of the test report. Further enquiry of validity or verification of the test report should be addressed to AGC by agc@agc-cert.com.

Attestation of Global Compliance(Shenzhen)Co., Ltd
Attestation of Global Compliance(Shenzhen)Std & Tech Co., Ltd
Tel: +86-755 2523 4088 E-mail: agc@agc-cert.com Web: <http://cn.agc-cert.com/>



7.2 RADIATED SPURIOUS EMISSION

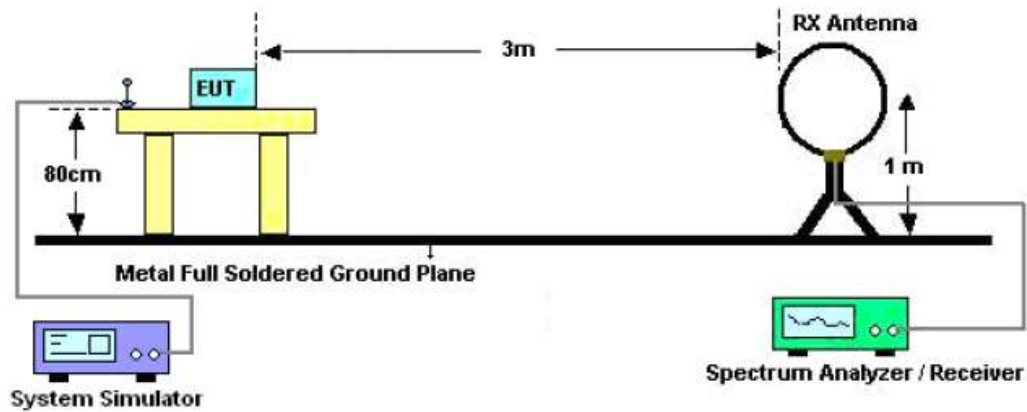
7.2.1. MEASUREMENT PROCEDURE

1. The EUT was placed on the top of the turntable 0.8 or 1.5 meter above ground. The phase center of the receiving antenna mounted on the top of a height-variable antenna tower was placed 3 meters far away from the turntable.
2. Power on the EUT and all the supporting units. The turntable was rotated by 360 degrees to determine the position of the highest radiation.
3. The height of the broadband receiving antenna was varied between one meter and four meters above ground to find the maximum emissions field strength of both horizontal and vertical polarization.
4. For each suspected emissions, the antenna tower was scan (from 1 M to 4 M) and then the turntable was rotated (from 0 degree to 360 degrees) to find the maximum reading.
5. Set the test-receiver system to Peak or CISPR quasi-peak Detect Function with specified bandwidth under Maximum Hold Mode.
6. For emissions above 1GHz, use 1MHz VBW and RBW for peak reading. Then 1MHz RBW and 10Hz VBW for average reading in spectrum analyzer. Place the measurement antenna away from each area of the EUT determined to be a source of emissions at the specified measurement distance, while keeping the measurement antenna aimed at the source of emissions at each frequency of significant emissions, with polarization oriented for maximum response. The measurement antenna may have to be higher or lower than the EUT, depending on the radiation pattern of the emission and staying aimed at the emission source for receiving the maximum signal. The final measurement antenna elevation shall be that which maximizes the emissions. The measurement antenna elevation for maximum emissions shall be restricted to a range of heights of from 1 m to 4 m above the ground or reference ground plane.
7. When the radiated emissions limits are expressed in terms of the average value of the emissions, and pulsed operation is employed, the measurement field strength shall be determined by averaging over one complete pulse train, including blanking intervals, as long as the pulse train does not exceed 0.1 seconds. As an alternative (provided the transmitter operates for longer than 0.1 seconds) or in cases where the pulse train exceeds 0.1 seconds, the measured field strength shall be determined from the average absolute voltage during a 0.1 second interval during which the field strength is at its maximum values.
8. If the emissions level of the EUT in peak mode was 3 dB lower than the average limit specified, then testing will be stopped and peak values of EUT will be reported, otherwise, the emissions which do not have 3 dB margin will be repeated one by one using the quasi-peak method for below 1GHz.
9. For testing above 1GHz, the emissions level of the EUT in peak mode was lower than average limit (that means the emissions level in peak mode also complies with the limit in average mode), then testing will be stopped and peak values of EUT will be reported, otherwise, the emissions will be measured in average mode again and reported.
10. In case the emission is lower than 30MHz, loop antenna has to be used for measurement and the recorded data should be QP measured by receiver. High - Low scan is not required in this case.

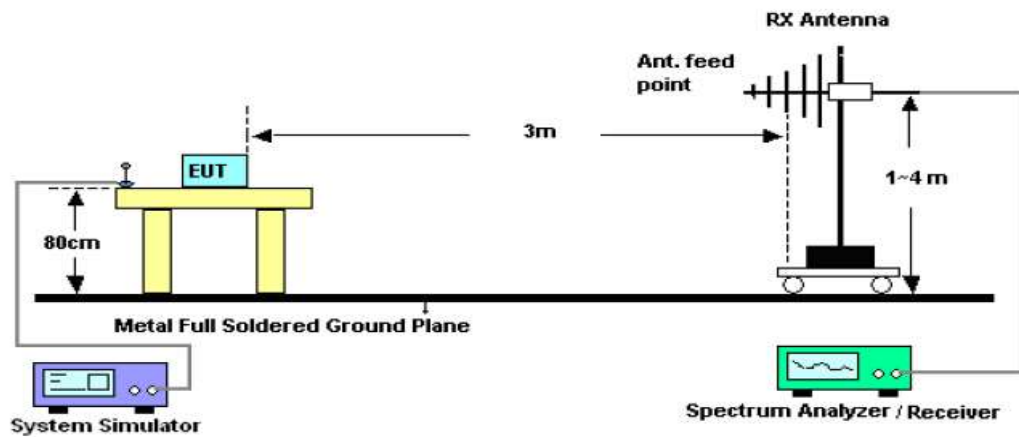


7.2.2. TEST SETUP

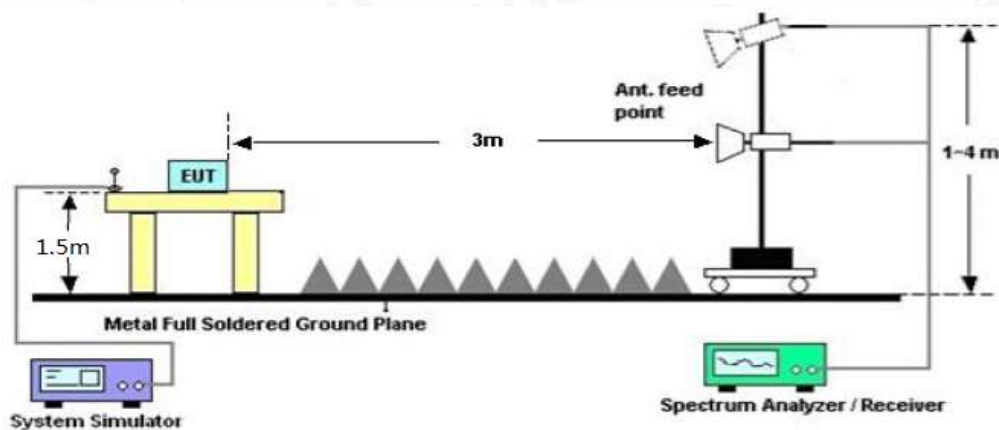
Radiated Emission Test-Setup Frequency Below 30MHz



RADIATED EMISSION TEST SETUP 30MHz-1000MHz



RADIATED EMISSION TEST SETUP ABOVE 1000MHz



Any report having not been signed by authorized approver, or having been altered without authorization, or having not been stamped by the "Dedicated Testing/Inspection Stamp" is deemed to be invalid. Copying or excerpting portion of, or altering the content of the report is not permitted without the written authorization of AGC. The test results presented in the report apply only to the tested sample. Any objections to report issued by AGC should be submitted to AGC within 15days after the issuance of the test report. Further enquiry of validity or verification of the test report should be addressed to AGC by agc@agc-cert.com.

Attestation of Global Compliance(Shenzhen)Co., Ltd
Attestation of Global Compliance(Shenzhen)Std & Tech Co., Ltd
Tel: +86-755 2523 4088 E-mail: agc@agc-cert.com Web: <http://cn.agc-cert.com/>



7.2.3 PROVISIONS APPLICABLE

(a) On any frequency outside a licensee's frequency block (e.g. A, D, B, etc.) within the USPCS spectrum, the power of any emission shall be attenuated below the transmitter power (P, in Watts) by at least $43+10\log(P)$ dB. The specification that emissions shall be attenuated below the transmitter power (P) by at least $43 + 10 \log (P)$ dB, translates in the relevant power range (1 to 0.001 W) to -13 dBm. At 1 W the specified minimum attenuation becomes 43 dB and relative to a 30 dBm (1 W) carrier becomes a limit of -13 dBm. At 0.001 W (0 dBm) the minimum attenuation is 13 dB, which again yields a limit of -13 dBm. In this way a translation of the specification from relative to absolute terms is carried out.

Note: Only record the worst condition of each test mode:

Any report having not been signed by authorized approver, or having been altered without authorization, or having not been stamped by the "Dedicated Testing/Inspection Stamp" is deemed to be invalid. Copying or excerpting portion of, or altering the content of the report is not permitted without the written authorization of AGC. The test results presented in the report apply only to the tested sample. Any objections to report issued by AGC should be submitted to AGC within 15 days after the issuance of the test report. Further enquiry of validity or verification of the test report should be addressed to AGC by agc@agc-cert.com.

Attestation of Global Compliance(Shenzhen)Co., Ltd
Attestation of Global Compliance(Shenzhen)Std & Tech Co., Ltd
Tel: +86-755 2523 4088 E-mail: agc@agc-cert.com Web: <http://cn.agc-cert.com/>



7.2.4 MEASUREMENT RESULT

LTE Band 2 Low channel

Frequency (MHz)	Polarity (H/V)	Emission Level (dBm)	Limit (dBm)	Margin (dB)
3720	V	-38.27	-13	-25.27
582.3	V	-44.73	-13	-31.73
361.8	V	-46.27	-13	-33.27
3720	H	-38.63	-13	-25.63
435.2	H	-45.14	-13	-32.14
395.1	H	-47.81	-13	-34.81

Middle channel

Frequency (MHz)	Polarity (H/V)	Emission Level (dBm)	Limit (dBm)	Margin (dB)
3760	V	-38.81	-13	-25.81
965.3	V	-44.77	-13	-31.77
785.9	V	-46.37	-13	-33.37
3760	H	-39.35	-13	-26.35
722.0	H	-43.85	-13	-30.85
616.9	H	-47.51	-13	-34.51

High channel

Frequency (MHz)	Polarity (H/V)	Emission Level (dBm)	Limit (dBm)	Margin (dB)
3800	V	-39.23	-13	-26.23
525.3	V	-44.69	-13	-31.69
496.7	V	-44.55	-13	-31.55
3800	H	-37.52	-13	-24.52
589.6	H	-44.65	-13	-31.65
515.2	H	-45.12	-13	-32.12

Any report having not been signed by authorized approver, or having been altered without authorization, or having not been stamped by the "Dedicated Testing/Inspection Stamp" is deemed to be invalid. Copying or excerpting portion of, or altering the content of the report is not permitted without the written authorization of AGC. The test results presented in the report apply only to the tested sample. Any objections to report issued by AGC should be submitted to AGC within 15 days after the issuance of the test report. Further enquiry of validity or verification of the test report should be addressed to AGC by agc@agc-cert.com.

Attestation of Global Compliance(Shenzhen)Co., Ltd
Attestation of Global Compliance(Shenzhen)Std & Tech Co., Ltd
Tel: +86-755 2523 4088 E-mail: agc@agc-cert.com Web: http://cn.agc-cert.com/



LTE Band 4
Low channel

Frequency (MHz)	Polarity (H/V)	Emission Level (dBm)	Limit (dBm)	Margin (dB)
3440	V	-36.66	-13	-23.66
612.5	V	-42.80	-13	-29.80
472.3	V	-44.52	-13	-31.52
3440	H	-37.99	-13	-24.99
616.8	H	-44.55	-13	-31.55
582.3	H	-42.54	-13	-29.54

Middle channel

Frequency (MHz)	Polarity (H/V)	Emission Level (dBm)	Limit (dBm)	Margin (dB)
3465	V	-36.73	-13	-23.73
749.3	V	-44.99	-13	-31.99
612.2	V	-45.82	-13	-32.82
3465	H	-37.12	-13	-24.12
618.3	H	-43.31	-13	-30.31
558.2	H	-44.38	-13	-31.38

High channel

Frequency (MHz)	Polarity (H/V)	Emission Level (dBm)	Limit (dBm)	Margin (dB)
3490	V	-37.60	-13	-24.60
695.7	V	-45.54	-13	-32.54
592.5	V	-44.90	-13	-31.90
3490	H	-37.40	-13	-24.40
985.4	H	-43.21	-13	-30.21
749.3	H	-43.94	-13	-30.94

Any report having not been signed by authorized approver, or having been altered without authorization, or having not been stamped by the "Dedicated Testing/Inspection Stamp" is deemed to be invalid. Copying or excerpting portion of, or altering the content of the report is not permitted without the written authorization of AGC. The test results presented in the report apply only to the tested sample. Any objections to report issued by AGC should be submitted to AGC within 15 days after the issuance of the test report. Further enquiry of validity or verification of the test report should be addressed to AGC by agc@agc-cert.com.

Attestation of Global Compliance(Shenzhen)Co., Ltd
Attestation of Global Compliance(Shenzhen)Std & Tech Co., Ltd
Tel: +86-755 2523 4088 E-mail: agc@agc-cert.com Web: http://cn.agc-cert.com/



LTE Band 5

Low channel

Frequency (MHz)	Polarity (H/V)	Emission Level (dBm)	Limit (dBm)	Margin (dB)
1658	V	-39.60	-13	-26.60
582.5	V	-43.75	-13	-30.75
436.1	V	-44.60	-13	-31.60
1658	H	-37.37	-13	-24.37
463.4	H	-43.28	-13	-30.28
286.5	H	-42.61	-13	-29.61

Middle channel

Frequency (MHz)	Polarity (H/V)	Emission Level (dBm)	Limit (dBm)	Margin (dB)
1673	V	-39.85	-13	-26.85
865.3	V	-43.61	-13	-30.61
525.8	V	-43.46	-13	-30.46
1673	H	-38.63	-13	-25.63
741.3	H	-42.49	-13	-29.49
696.5	H	-43.67	-13	-30.67

High channel

Frequency (MHz)	Polarity (H/V)	Emission Level (dBm)	Limit (dBm)	Margin (dB)
1688	V	-38.37	-13	-25.37
812.2	V	-44.37	-13	-31.37
652.3	V	-43.53	-13	-30.53
1688	H	-38.90	-13	-25.90
696.5	H	-43.61	-13	-30.61
558.7	H	-44.65	-13	-31.65

Any report having not been signed by authorized approver, or having been altered without authorization, or having not been stamped by the "Dedicated Testing/Inspection Stamp" is deemed to be invalid. Copying or excerpting portion of, or altering the content of the report is not permitted without the written authorization of AGC. The test results presented in the report apply only to the tested sample. Any objections to report issued by AGC should be submitted to AGC within 15 days after the issuance of the test report. Further enquiry of validity or verification of the test report should be addressed to AGC by agc@agc-cert.com.

Attestation of Global Compliance(Shenzhen)Co., Ltd
Attestation of Global Compliance(Shenzhen)Std & Tech Co., Ltd
Tel: +86-755 2523 4088 E-mail: agc@agc-cert.com Web: http://cn.agc-cert.com/



LTE Band 7

Low channel

Frequency (MHz)	Polarity (H/V)	Emission Level (dBm)	Limit (dBm)	Margin (dB)
5020	V	-40.30	-25	-27.30
769.3	V	-44.37	-25	-31.37
616.5	V	-46.89	-25	-33.89
5020	H	-38.40	-25	-25.40
754.4	H	-43.75	-25	-30.75
662.6	H	-45.01	-25	-32.01

Middle channel

Frequency (MHz)	Polarity (H/V)	Emission Level (dBm)	Limit (dBm)	Margin (dB)
5070	V	-39.13	-25	-26.13
774.4	V	-45.70	-25	-32.70
612.3	V	-46.37	-25	-33.37
5070	H	-39.29	-25	-26.29
518.9	H	-45.07	-25	-32.07
428.3	H	-46.68	-25	-33.68

High channel

Frequency (MHz)	Polarity (H/V)	Emission Level (dBm)	Limit (dBm)	Margin (dB)
5120	V	-38.92	-25	-25.92
798.5	V	-43.62	-25	-30.62
512.3	V	-46.61	-25	-33.61
5120	H	-39.10	-25	-26.10
825.9	H	-43.67	-25	-30.67
616.7	H	-46.67	-25	-33.67

Any report having not been signed by authorized approver, or having been altered without authorization, or having not been stamped by the "Dedicated Testing/Inspection Stamp" is deemed to be invalid. Copying or excerpting portion of, or altering the content of the report is not permitted without the written authorization of AGC. The test results presented in the report apply only to the tested sample. Any objections to report issued by AGC should be submitted to AGC within 15 days after the issuance of the test report. Further enquiry of validity or verification of the test report should be addressed to AGC by agc@agc-cert.com.

Attestation of Global Compliance(Shenzhen)Co., Ltd
Attestation of Global Compliance(Shenzhen)Std & Tech Co., Ltd
Tel: +86-755 2523 4088 E-mail: agc@agc-cert.com Web: http://cn.agc-cert.com/



LTE Band 12 Low channel

Frequency (MHz)	Polarity (H/V)	Emission Level (dBm)	Limit (dBm)	Margin (dB)
1408	V	-40.00	-13	-27.00
596.1	V	-47.16	-13	-34.16
412.3	V	-47.09	-13	-34.09
1408	H	-38.97	-13	-25.97
600.5	H	-46.20	-13	-33.20
512.3	H	-47.45	-13	-34.45

Middle channel

Frequency (MHz)	Polarity (H/V)	Emission Level (dBm)	Limit (dBm)	Margin (dB)
1415	V	-42.02	-13	-29.02
758.4	V	-46.56	-13	-33.56
667.5	V	-47.75	-13	-34.75
1415	H	-41.47	-13	-28.47
695.5	H	-46.69	-13	-33.69
412.1	H	-48.26	-13	-35.26

High channel

Frequency (MHz)	Polarity (H/V)	Emission Level (dBm)	Limit (dBm)	Margin (dB)
1422	V	-42.61	-13	-29.61
854.3	V	-44.78	-13	-31.78
796.4	V	-46.61	-13	-33.61
1422	H	-41.86	-13	-28.86
796.5	H	-49.01	-13	-36.01
512.3	H	-48.61	-13	-35.61

Any report having not been signed by authorized approver, or having been altered without authorization, or having not been stamped by the "Dedicated Testing/Inspection Stamp" is deemed to be invalid. Copying or excerpting portion of, or altering the content of the report is not permitted without the written authorization of AGC. The test results presented in the report apply only to the tested sample. Any objections to report issued by AGC should be submitted to AGC within 15 days after the issuance of the test report. Further enquiry of validity or verification of the test report should be addressed to AGC by agc@agc-cert.com.



LTE Band 17 Low channel

Frequency (MHz)	Polarity (H/V)	Emission Level (dBm)	Limit (dBm)	Margin (dB)
1418	V	-40.29	-13	-27.29
612.5	V	-44.54	-13	-31.54
518.3	V	-48.07	-13	-35.07
1418	H	-41.19	-13	-28.19
578.9	H	-48.41	-13	-35.41
412.4	H	-45.53	-13	-32.53

Middle channel

Frequency (MHz)	Polarity (H/V)	Emission Level (dBm)	Limit (dBm)	Margin (dB)
1420	V	-41.23	-13	-28.23
671.5	V	-46.89	-13	-33.89
582.3	V	-48.37	-13	-35.37
1420	H	-41.50	-13	-28.50
612.5	H	-44.96	-13	-31.96
448.7	H	-48.60	-13	-35.60

High channel

Frequency (MHz)	Polarity (H/V)	Emission Level (dBm)	Limit (dBm)	Margin (dB)
1422	V	-39.35	-13	-26.35
560.5	V	-45.43	-13	-32.43
496.1	V	-46.79	-13	-33.79
1422	H	-39.44	-13	-26.44
512.3	H	-45.68	-13	-32.68
498.1	H	-46.32	-13	-33.32

- Note:** 1. Margin = Emission Level -Limit
2. (30MHz-26GHz) Below 30MHZ no Spurious found and above is the worst mode data

Any report having not been signed by authorized approver, or having been altered without authorization, or having not been stamped by the "Dedicated Testing/Inspection Stamp" is deemed to be invalid. Copying or excerpting portion of, or altering the content of the report is not permitted without the written authorization of AGC. The test results presented in the report apply only to the tested sample. Any objections to report issued by AGC should be submitted to AGC within 15days after the issuance of the test report. Further enquiry of validity or verification of the test report should be addressed to AGC by agc@agc-cert.com.

Attestation of Global Compliance(Shenzhen)Co., Ltd
Attestation of Global Compliance(Shenzhen)Std & Tech Co., Ltd
Tel: +86-755 2523 4088 E-mail: agc@agc-cert.com Web: http://cn.agc-cert.com/



8. FREQUENCY STABILITY

8.1 MEASUREMENT METHOD

In order to measure the carrier frequency under the condition of AFC lock, it is necessary to make measurements with the EUT in a “call mode”. This is accomplished with the use of R&S CMW500 DIGITAL RADIO COMMUNICATION TESTER.

- 1 Measure the carrier frequency at room temperature.
- 2 Subject the EUT to overnight soak at -10°C. With the EUT, powered via nominal voltage, connected to the CMW500 and in a simulated call on channel 20175 for LTE band 4 measure the carrier frequency. These measurements should be made within 2 minutes of Powering up the EUT, to prevent significant self-warming.
- 3 Repeat the above measurements at 10°C increments from -10°C to +40°C. Allow at least 1 1/2 hours at each temperature, unpowered, before making measurements.
- 4 Re-measure carrier frequency at room temperature with nominal voltage. Vary supply voltage from minimum voltage to maximum voltage, in 0.1Volt increments re-measuring carrier frequency at each voltage. Pause at nominal voltage for 1 1/2 hours unpowered, to allow any self-heating to stabilize, before continuing.
- 5 Subject the EUT to overnight soak at +40°C.
- 6 With the EUT, powered via nominal voltage, connected to the CMW500 and in a simulated call on the centre channel, measure the carrier frequency. These measurements should be made within 2 minutes of Powering up the EUT, to prevent significant self-warming.
- 7 Repeat the above measurements at 10°C increments from +40°C to -10°C. Allow at least 1 1/2 hours at each temperature, unpowered, before making measurements.
- 8 At all temperature levels hold the temperature to +/- 0.5°C during the measurement procedure.

Any report having not been signed by authorized approver, or having been altered without authorization, or having not been stamped by the “Dedicated Testing/Inspection Stamp” is deemed to be invalid. Copying or excerpting portion of, or altering the content of the report is not permitted without the written authorization of AGC. The test results presented in the report apply only to the tested sample. Any objections to report issued by AGC should be submitted to AGC within 15days after the issuance of the test report. Further enquiry of validity or verification of the test report should be addressed to AGC by agc@agc-cert.com.

Attestation of Global Compliance(Shenzhen)Co., Ltd
Attestation of Global Compliance(Shenzhen)Std & Tech Co., Ltd
Tel: +86-755 2523 4088 E-mail: agc@agc-cert.com Web: <http://cn.agc-cert.com/>



8.2 PROVISIONS APPLICABLE

8.2.1 For Hand carried battery powered equipment

Frequency stability testing is performed in accordance with the guidelines of ANSI/TIA-603-E-2016. The frequency stability of the transmitter is measured by:

- a.) Temperature: The temperature is varied from -10°C to +40°C in 10°C increments using an environmental chamber.
- b.) Primary Supply Voltage: The primary supply voltage is varied from 85% to 115% of the nominal value for non hand-carried battery and AC powered equipment. For hand-carried, battery-powered equipment, primary supply voltage is reduced to the battery operating end point which shall be specified by the manufacturer.

For Part 22, the frequency stability of the transmitter shall be maintained within $\pm 0.00025\%$ (± 2.5 ppm) of the center frequency. For Part 24 and Part 27, the frequency stability shall be sufficient to ensure that the fundamental emission stays within the authorized frequency block.

8.2.2 For equipment powered by primary supply voltage

1. The carrier frequency of the transmitter is measured at room temperature (20°C to provide a reference).
2. The equipment is turned on in a "standby" condition for fifteen minutes before applying power to the transmitter. Measurement of the carrier frequency of the transmitter is made within one minute after applying power to the transmitter.
3. Frequency measurements are made at 10°C intervals ranging from -10°C to +40°C. A period of at least one half-hour is provided to allow stabilization of the equipment at each temperature level.

Any report having not been signed by authorized approver, or having been altered without authorization, or having not been stamped by the "Dedicated Testing/Inspection Stamp" is deemed to be invalid. Copying or excerpting portion of, or altering the content of the report is not permitted without the written authorization of AGC. The test results presented in the report apply only to the tested sample. Any objections to report issued by AGC should be submitted to AGC within 15 days after the issuance of the test report. Further enquiry of validity or verification of the test report should be addressed to AGC by agc@agc-cert.com.

Attestation of Global Compliance(Shenzhen)Co., Ltd
Attestation of Global Compliance(Shenzhen)Std & Tech Co., Ltd
Tel: +86-755 2523 4088 E-mail: agc@agc-cert.com Web: <http://cn.agc-cert.com/>



8.3 MEASUREMENT RESULT (WORST)

LTE Band 2

Middle Channel, $f_0 = 1880$ MHz			
Temperature (°C)	Power Supplied (VDC)	Frequency Error (Hz)	Frequency Error (ppm)
-10	3.85	1.46	0.000788
0		-5.45	-0.002945
10		-9.31	-0.004954
20		-13.93	-0.007411
30		-5.82	-0.003049
40		-0.31	-0.000165
25	4.40	-6.77	-0.003656
	3.27	-9.51	-0.005140

Note: Based on the results of the frequency stability test at the center channel the frequency deviation results measured are very small. As such it is determined that channels at the band edge would remain in-band when the maximum measured frequency deviation noted during the frequency stability tests is applied. The

LTE Band 4

Middle Channel, $f_0 = 1732.5$ MHz				
Temperature (°C)	Power Supplied	Frequency Error	Frequency Error	Limit
-10	3.85	-8.57	-0.004946	±2.5
0		-2.36	-0.001362	±2.5
10		-6.18	-0.003523	±2.5
20		-2.45	-0.001394	±2.5
30		-7.52	-0.004398	±2.5
40		-4.53	-0.002651	±2.5
50		-2.95	-0.001701	±2.5
55		-1.75	-0.001007	±2.5
25	4.40	-13.19	-0.007518	±2.5
	3.27	-8.01	-0.004566	±2.5

Any report having not been signed by authorized approver, or having been altered without authorization, or having not been stamped by the "Dedicated Testing/Inspection Stamp" is deemed to be invalid. Copying or excerpting portion of, or altering the content of the report is not permitted without the written authorization of AGC. The test results presented in the report apply only to the tested sample. Any objections to report issued by AGC should be submitted to AGC within 15 days after the issuance of the test report. Further enquiry of validity or verification of the test report should be addressed to AGC by agc@agc-cert.com.

Attestation of Global Compliance(Shenzhen)Co., Ltd
Attestation of Global Compliance(Shenzhen)Std & Tech Co., Ltd
Tel: +86-755 2523 4088 E-mail: agc@agc-cert.com Web: http://cn.agc-cert.com/



LTE Band 5

Middle Channel, $f_0 = 836.5$ MHz				
Temperature (°C)	Power Supplied (VDC)	Frequency Error (Hz)	Frequency Error (ppm)	Limit (ppm)
-10	3.85	-5.88	-0.007129	± 2.5
0		-4.29	-0.005204	± 2.5
10		-4.63	-0.005620	± 2.5
20		-5.48	-0.006643	± 2.5
30		-3.81	-0.004614	± 2.5
40		-3.83	-0.004649	± 2.5
25	4.40	-3.02	-0.003660	± 2.5
	3.27	-6.69	-0.008003	± 2.5

LTE Band 7

Middle Channel, $f_0 = 2535$ MHz			
Temperature (°C)	Power Supplied (VDC)	Frequency Error (Hz)	Frequency Error (ppm)
-10	3.85	-0.53	-0.000212
0		-13.70	-0.005476
10		4.06	0.001603
20		3.28	0.001292
30		1.37	0.000535
40		-3.96	-0.001543
25	4.40	3.99	0.001595
	3.27	2.33	0.000932

Note: Based on the results of the frequency stability test at the center channel the frequency deviation results measured are very small. As such it is determined that channels at the band edge would remain in-band when the maximum measured frequency deviation noted during the frequency stability tests is applied. Therefore the device is determined to remain operating in band over the temperature and voltage range as tested.

Any report having not been signed by authorized approver, or having been altered without authorization, or having not been stamped by the "Dedicated Testing/Inspection Stamp" is deemed to be invalid. Copying or excerpting portion of, or altering the content of the report is not permitted without the written authorization of AGC. The test results presented in the report apply only to the tested sample. Any objections to report issued by AGC should be submitted to AGC within 15 days after the issuance of the test report. Further enquiry of validity or verification of the test report should be addressed to AGC by agc@agc-cert.com.

Attestation of Global Compliance(Shenzhen)Co., Ltd
Attestation of Global Compliance(Shenzhen)Std & Tech Co., Ltd
Tel: +86-755 2523 4088 E-mail: agc@agc-cert.com Web: http://cn.agc-cert.com/



LTE Band 12

Middle Channel, $f_0 = 707.5$ MHz			
Temperature (°C)	Power Supplied (VDC)	Frequency Error (Hz)	Frequency Error (ppm)
-10	3.85	-6.17	-0.008799
0		-2.79	-0.003981
10		-6.88	-0.009719
20		-2.82	-0.003980
30		-5.18	-0.007240
40		-7.08	-0.009899
25	4.40	-9.36	-0.013352
	3.27	-2.92	-0.004165

Note: Based on the results of the frequency stability test at the center channel the frequency deviation results measured are very small. As such it is determined that channels at the band edge would remain in-band when the maximum measured frequency deviation noted during the frequency stability tests is applied. Therefore the device is determined to remain operating in band over the temperature and voltage range as tested.

LTE Band 17

Middle Channel, $f_0 = 710$ MHz			
Temperature (°C)	Power Supplied (VDC)	Frequency Error (Hz)	Frequency Error (ppm)
-10	3.85	-6.91	-0.009780
0		-7.32	-0.010367
10		-3.58	-0.005037
20		-6.82	-0.009611
30		-13.29	-0.018626
40		-7.62	-0.010686
25	4.40	-5.68	-0.007999
	3.27	-7.58	-0.010678

Note: Based on the results of the frequency stability test at the center channel the frequency deviation results measured are very small. As such it is determined that channels at the band edge would remain in-band when the maximum measured frequency deviation noted during the frequency stability tests is applied. Therefore the device is determined to remain operating in band over the temperature and voltage range as tested.

The EUT doesn't work below -10°C

Any report having not been signed by authorized approver, or having been altered without authorization, or having not been stamped by the "Dedicated Testing/Inspection Stamp" is deemed to be invalid. Copying or excerpting portion of, or altering the content of the report is not permitted without the written authorization of AGC. The test results presented in the report apply only to the tested sample. Any objections to report issued by AGC should be submitted to AGC within 15 days after the issuance of the test report. Further enquiry of validity or verification of the test report should be addressed to AGC by agc@agc-cert.com.

Attestation of Global Compliance(Shenzhen)Co., Ltd
Attestation of Global Compliance(Shenzhen)Std & Tech Co., Ltd
Tel: +86-755 2523 4088 E-mail: agc@agc-cert.com Web: http://cn.agc-cert.com/



9. OCCUPIED BANDWIDTH

9.1 MEASUREMENT METHOD

The test set up and general procedure is similar to conducted peak output power test. Only different for setting the measurement configuration of the measuring instrument of Spectrum Analyzer.

9.2 PROVISIONS APPLICABLE

The emission bandwidth is defined as two points, one below the carrier center frequency and one above the carrier center frequency, outside of which all emissions are attenuated at least 26dB below the transmitter power

9.3 MEASUREMENT RESULT

The occupied bandwidth, that is the frequency bandwidth such that, below its lower and above its upper frequency limits, the mean powers radiated are each equal to 0.5 percent of the total mean power radiated by a given emission shall be measured. All modes of operation were investigated and the worst case configuration results are reported in this section.

Any report having not been signed by authorized approver, or having been altered without authorization, or having not been stamped by the "Dedicated Testing/Inspection Stamp" is deemed to be invalid. Copying or excerpting portion of, or altering the content of the report is not permitted without the written authorization of AGC. The test results presented in the report apply only to the tested sample. Any objections to report issued by AGC should be submitted to AGC within 15days after the issuance of the test report. Further enquiry of validity or verification of the test report should be addressed to AGC by agc@agc-cert.com.

Attestation of Global Compliance(Shenzhen)Co., Ltd
Attestation of Global Compliance(Shenzhen)Std & Tech Co., Ltd
Tel: +86-755 2523 4088 E-mail: agc@agc-cert.com Web: <http://cn.agc-cert.com/>



LTE Band 2

Channel Bandwidth: 1.4 MHz

Channel Bandwidth: 1.4 MHz					
Modulation	Channel	RB Configuration		Occupied Bandwidth(MHz)	Verdict
		Size	Offset		
QPSK	LCH	6	0	1.0754	PASS
	MCH	6	0	1.0802	PASS
	HCH	6	0	1.0777	PASS
16QAM	LCH	6	0	1.0745	PASS
	MCH	6	0	1.0774	PASS
	HCH	6	0	1.0764	PASS

Channel Bandwidth: 3 MHz

Channel Bandwidth: 3 MHz					
Modulation	Channel	RB Configuration		Occupied Bandwidth(MHz)	Verdict
		Size	Offset		
QPSK	LCH	15	0	2.6765	PASS
	MCH	15	0	2.6833	PASS
	HCH	15	0	2.6794	PASS
16QAM	LCH	15	0	2.6777	PASS
	MCH	15	0	2.6783	PASS
	HCH	15	0	2.6779	PASS

Channel Bandwidth: 5 MHz

Channel Bandwidth: 5 MHz					
Modulation	Channel	RB Configuration		Occupied Bandwidth(MHz)	Verdict
		Size	Offset		
QPSK	LCH	25	0	4.4770	PASS
	MCH	25	0	4.4784	PASS
	HCH	25	0	4.4744	PASS
16QAM	LCH	25	0	4.4798	PASS
	MCH	25	0	4.4786	PASS
	HCH	25	0	4.4747	PASS

Any report having not been signed by authorized approver, or having been altered without authorization, or having not been stamped by the "Dedicated Testing/Inspection Stamp" is deemed to be invalid. Copying or excerpting portion of, or altering the content of the report is not permitted without the written authorization of AGC. The test results presented in the report apply only to the tested sample. Any objections to report issued by AGC should be submitted to AGC within 15days after the issuance of the test report. Further enquiry of validity or verification of the test report should be addressed to AGC by agc@agc-cert.com.



Channel Bandwidth: 10 MHz

Channel Bandwidth: 10 MHz					
Modulation	Channel	RB Configuration		Occupied Bandwidth (MHz)	Verdict
		Size	Offset		
QPSK	LCH	50	0	8.9579	PASS
	MCH	50	0	8.9443	PASS
	HCH	50	0	8.9472	PASS
16QAM	LCH	50	0	8.9294	PASS
	MCH	50	0	8.9489	PASS
	HCH	50	0	8.9302	PASS

Channel Bandwidth: 15 MHz

Channel Bandwidth: 15 MHz					
Modulation	Channel	RB Configuration		Occupied Bandwidth (MHz)	Verdict
		Size	Offset		
QPSK	LCH	75	0	13.413	PASS
	MCH	75	0	13.408	13.372
	HCH	75	0	13.402	PASS
16QAM	LCH	75	0	13.409	PASS
	MCH	75	0	13.402	PASS
	HCH	75	0	13.412	PASS

Channel Bandwidth: 20 MHz

Channel Bandwidth: 20 MHz					
Modulation	Channel	RB Configuration		Occupied Bandwidth (MHz)	Verdict
		Size	Offset		
QPSK	LCH	100	0	17.868	PASS
	MCH	100	0	17.862	PASS
	HCH	100	0	17.877	PASS
16QAM	LCH	100	0	17.867	PASS
	MCH	100	0	17.859	PASS
	HCH	100	0	17.877	PASS

Any report having not been signed by authorized approver, or having been altered without authorization, or having not been stamped by the "Dedicated Testing/Inspection Stamp" is deemed to be invalid. Copying or excerpting portion of, or altering the content of the report is not permitted without the written authorization of AGC. The test results presented in the report apply only to the tested sample. Any objections to report issued by AGC should be submitted to AGC within 15 days after the issuance of the test report. Further enquiry of validity or verification of the test report should be addressed to AGC by agc@agc-cert.com.

Attestation of Global Compliance(Shenzhen)Co., Ltd
Attestation of Global Compliance(Shenzhen)Std & Tech Co., Ltd
Tel: +86-755 2523 4088 E-mail: agc@agc-cert.com Web: http://cn.agc-cert.com/



LTE Band 4

Channel Bandwidth: 1.4 MHz

Channel Bandwidth: 1.4 MHz					
Modulation	Channel	RB Configuration		Occupied Bandwidth(MHz)	Verdict
		Size	Offset		
QPSK	LCH	6	0	1.0760	PASS
	MCH	6	0	1.0753	PASS
	HCH	6	0	1.0808	PASS
16QAM	LCH	6	0	1.0749	PASS
	MCH	6	0	1.0782	PASS
	HCH	6	0	1.0762	PASS

Channel Bandwidth: 3 MHz

Channel Bandwidth: 3 MHz					
Modulation	Channel	RB Configuration		Occupied Bandwidth(MHz)	Verdict
		Size	Offset		
QPSK	LCH	15	0	2.6740	PASS
	MCH	15	0	2.6796	PASS
	HCH	15	0	2.6840	PASS
16QAM	LCH	15	0	2.6771	PASS
	MCH	15	0	2.6756	PASS
	HCH	15	0	2.6804	PASS

Channel Bandwidth: 5 MHz

Channel Bandwidth: 5 MHz					
Modulation	Channel	RB Configuration		Occupied Bandwidth(MHz)	Verdict
		Size	Offset		
QPSK	LCH	25	0	4.4792	PASS
	MCH	25	0	4.4750	PASS
	HCH	25	0	4.4700	PASS
16QAM	LCH	25	0	4.4753	PASS
	MCH	25	0	4.4787	PASS
	HCH	25	0	4.4779	PASS

Any report having not been signed by authorized approver, or having been altered without authorization, or having not been stamped by the "Dedicated Testing/Inspection Stamp" is deemed to be invalid. Copying or excerpting portion of, or altering the content of the report is not permitted without the written authorization of AGC. The test results presented in the report apply only to the tested sample. Any objections to report issued by AGC should be submitted to AGC within 15days after the issuance of the test report. Further enquiry of validity or verification of the test report should be addressed to AGC by agc@agc-cert.com.



Channel Bandwidth: 10 MHz

Channel Bandwidth: 10 MHz					
Modulation	Channel	RB Configuration		Occupied Bandwidth (MHz)	Verdict
		Size	Offset		
QPSK	LCH	50	0	8.9469	PASS
	MCH	50	0	8.9543	PASS
	HCH	50	0	8.9412	PASS
16QAM	LCH	50	0	8.9290	PASS
	MCH	50	0	8.9372	PASS
	HCH	50	0	8.9503	PASS

Channel Bandwidth: 15 MHz

Channel Bandwidth: 15 MHz					
Modulation	Channel	RB Configuration		Occupied Bandwidth (MHz)	Verdict
		Size	Offset		
QPSK	LCH	75	0	13.405	PASS
	MCH	75	0	13.415	PASS
	HCH	75	0	13.411	PASS
16QAM	LCH	75	0	13.391	PASS
	MCH	75	0	13.405	PASS
	HCH	75	0	13.399	PASS

Channel Bandwidth: 20 MHz

Channel Bandwidth: 20 MHz					
Modulation	Channel	RB Configuration		Occupied Bandwidth (MHz)	Verdict
		Size	Offset		
QPSK	LCH	100	0	17.851	PASS
	MCH	100	0	17.867	PASS
	HCH	100	0	17.860	PASS
16QAM	LCH	100	0	17.850	PASS
	MCH	100	0	17.865	PASS
	HCH	100	0	17.867	PASS

Any report having not been signed by authorized approver, or having been altered without authorization, or having not been stamped by the "Dedicated Testing/Inspection Stamp" is deemed to be invalid. Copying or excerpting portion of, or altering the content of the report is not permitted without the written authorization of AGC. The test results presented in the report apply only to the tested sample. Any objections to report issued by AGC should be submitted to AGC within 15 days after the issuance of the test report. Further enquiry of validity or verification of the test report should be addressed to AGC by agc@agc-cert.com.



LTE Band 5

Channel Bandwidth: 1.4 MHz

Channel Bandwidth: 1.4 MHz					
Modulation	Channel	RB Configuration		Occupied Bandwidth(MHz)	Verdict
		Size	Offset		
QPSK	LCH	6	0	1.0802	PASS
	MCH	6	0	1.0774	PASS
	HCH	6	0	1.0765	PASS
16QAM	LCH	6	0	1.0773	PASS
	MCH	6	0	1.0746	PASS
	HCH	6	0	1.0764	PASS

Channel Bandwidth: 3 MHz

Channel Bandwidth: 3 MHz					
Modulation	Channel	RB Configuration		Occupied Bandwidth(MHz)	Verdict
		Size	Offset		
QPSK	LCH	15	0	2.6809	PASS
	MCH	15	0	2.6790	PASS
	HCH	15	0	2.6775	PASS
16QAM	LCH	15	0	2.6735	PASS
	MCH	15	0	2.6768	PASS
	HCH	15	0	2.6759	PASS

Any report having not been signed by authorized approver, or having been altered without authorization, or having not been stamped by the "Dedicated Testing/Inspection Stamp" is deemed to be invalid. Copying or excerpting portion of, or altering the content of the report is not permitted without the written authorization of AGC. The test results presented in the report apply only to the tested sample. Any objections to report issued by AGC should be submitted to AGC within 15days after the issuance of the test report. Further enquiry of validity or verification of the test report should be addressed to AGC by agc@agc-cert.com.

Attestation of Global Compliance(Shenzhen)Co., Ltd
Attestation of Global Compliance(Shenzhen)Std & Tech Co., Ltd
Tel: +86-755 2523 4088 E-mail: agc@agc-cert.com Web: http://cn.agc-cert.com/



Channel Bandwidth: 5 MHz

Channel Bandwidth: 5 MHz					
Modulation	Channel	RB Configuration		Occupied Bandwidth(MHz)	Verdict
		Size	Offset		
QPSK	LCH	25	0	4.4735	PASS
	MCH	25	0	4.4800	PASS
	HCH	25	0	4.4775	PASS
16QAM	LCH	25	0	4.4798	PASS
	MCH	25	0	4.4790	PASS
	HCH	25	0	4.4875	PASS

Channel Bandwidth: 10 MHz

Channel Bandwidth: 10 MHz					
Modulation	Channel	RB Configuration		Occupied Bandwidth (MHz)	Verdict
		Size	Offset		
QPSK	LCH	50	0	8.9497	PASS
	MCH	50	0	8.9495	PASS
	HCH	50	0	8.9348	PASS
16QAM	LCH	50	0	8.9294	PASS
	MCH	50	0	8.9444	PASS
	HCH	50	0	8.9367	PASS

Any report having not been signed by authorized approver, or having been altered without authorization, or having not been stamped by the "Dedicated Testing/Inspection Stamp" is deemed to be invalid. Copying or excerpting portion of, or altering the content of the report is not permitted without the written authorization of AGC. The test results presented in the report apply only to the tested sample. Any objections to report issued by AGC should be submitted to AGC within 15days after the issuance of the test report. Further enquiry of validity or verification of the test report should be addressed to AGC by agc@agc-cert.com.



LTE Band 7

Channel Bandwidth: 5MHz

Channel Bandwidth: 5 MHz					
Modulation	Channel	RB Configuration		Occupied Bandwidth(MHz)	Verdict
		Size	Offset		
QPSK	LCH	25	0	4.4721	PASS
	MCH	25	0	4.4783	PASS
	HCH	25	0	4.4758	PASS
16QAM	LCH	25	0	4.4736	PASS
	MCH	25	0	4.4817	PASS
	HCH	25	0	4.4802	PASS

Channel Bandwidth: 10 MHz

Channel Bandwidth: 10 MHz					
Modulation	Channel	RB Configuration		Occupied Bandwidth (MHz)	Verdict
		Size	Offset		
QPSK	LCH	50	0	8.9454	PASS
	MCH	50	0	8.9454	PASS
	HCH	50	0	8.9597	PASS
16QAM	LCH	50	0	8.9287	PASS
	MCH	50	0	8.9499	PASS
	HCH	50	0	8.9387	PASS

Any report having not been signed by authorized approver, or having been altered without authorization, or having not been stamped by the "Dedicated Testing/Inspection Stamp" is deemed to be invalid. Copying or excerpting portion of, or altering the content of the report is not permitted without the written authorization of AGC. The test results presented in the report apply only to the tested sample. Any objections to report issued by AGC should be submitted to AGC within 15days after the issuance of the test report. Further enquiry of validity or verification of the test report should be addressed to AGC by agc@agc-cert.com.



Channel Bandwidth: 15 MHz

Channel Bandwidth: 15 MHz					
Modulation	Channel	RB Configuration		Occupied Bandwidth (MHz)	Verdict
		Size	Offset		
QPSK	LCH	75	0	13.400	PASS
	MCH	75	0	13.411	PASS
	HCH	75	0	13.421	PASS
16QAM	LCH	75	0	13.394	PASS
	MCH	75	0	13.396	PASS
	HCH	75	0	13.406	PASS

Channel Bandwidth: 20 MHz

Channel Bandwidth: 20 MHz					
Modulation	Channel	RB Configuration		Occupied Bandwidth (MHz)	Verdict
		Size	Offset		
QPSK	LCH	100	0	17.880	PASS
	MCH	100	0	17.845	PASS
	HCH	100	0	17.869	PASS
16QAM	LCH	100	0	17.859	PASS
	MCH	100	0	17.855	PASS
	HCH	100	0	17.869	PASS

Any report having not been signed by authorized approver, or having been altered without authorization, or having not been stamped by the "Dedicated Testing/Inspection Stamp" is deemed to be invalid. Copying or excerpting portion of, or altering the content of the report is not permitted without the written authorization of AGC. The test results presented in the report apply only to the tested sample. Any objections to report issued by AGC should be submitted to AGC within 15 days after the issuance of the test report. Further enquiry of validity or verification of the test report should be addressed to AGC by agc@agc-cert.com.

Attestation of Global Compliance(Shenzhen)Co., Ltd
Attestation of Global Compliance(Shenzhen)Std & Tech Co., Ltd
Tel: +86-755 2523 4088 E-mail: agc@agc-cert.com Web: http://cn.agc-cert.com/



LTE Band 12

Channel Bandwidth: 1.4 MHz

Channel Bandwidth: 1.4 MHz					
Modulation	Channel	RB Configuration		Occupied Bandwidth(MHz)	Verdict
		Size	Offset		
QPSK	LCH	6	0	1.0808	PASS
	MCH	6	0	1.0780	PASS
	HCH	6	0	1.0760	PASS
16QAM	LCH	6	0	1.0760	PASS
	MCH	6	0	1.0757	PASS
	HCH	6	0	1.0786	PASS

Channel Bandwidth: 3 MHz

Channel Bandwidth:3 MHz					
Modulation	Channel	RB Configuration		Occupied Bandwidth(MHz)	Verdict
		Size	Offset		
QPSK	LCH	15	0	2.6770	PASS
	MCH	15	0	2.6835	PASS
	HCH	15	0	2.6808	PASS
16QAM	LCH	15	0	2.6755	PASS
	MCH	15	0	2.6803	PASS
	HCH	15	0	2.6792	PASS

Any report having not been signed by authorized approver, or having been altered without authorization, or having not been stamped by the "Dedicated Testing/Inspection Stamp" is deemed to be invalid. Copying or excerpting portion of, or altering the content of the report is not permitted without the written authorization of AGC. The test results presented in the report apply only to the tested sample. Any objections to report issued by AGC should be submitted to AGC within 15days after the issuance of the test report. Further enquiry of validity or verification of the test report should be addressed to AGC by agc@agc-cert.com.

Attestation of Global Compliance(Shenzhen)Co., Ltd
Attestation of Global Compliance(Shenzhen)Std & Tech Co., Ltd
Tel: +86-755 2523 4088 E-mail: agc@agc-cert.com Web: http://cn.agc-cert.com/



Channel Bandwidth: 5 MHz

Channel Bandwidth: 5 MHz					
Modulation	Channel	RB Configuration		Occupied Bandwidth(MHz)	Verdict
		Size	Offset		
QPSK	LCH	25	0	4.4745	PASS
	MCH	25	0	4.4682	PASS
	HCH	25	0	4.4860	PASS
16QAM	LCH	25	0	4.4801	PASS
	MCH	25	0	4.4807	PASS
	HCH	25	0	4.4810	PASS

Channel Bandwidth: 10 MHz

Channel Bandwidth: 10 MHz					
Modulation	Channel	RB Configuration		Occupied Bandwidth (MHz)	Verdict
		Size	Offset		
QPSK	LCH	50	0	8.9474	PASS
	MCH	50	0	8.9444	PASS
	HCH	50	0	8.9441	PASS
16QAM	LCH	50	0	8.9244	PASS
	MCH	50	0	8.9505	PASS
	HCH	50	0	8.9540	PASS

Any report having not been signed by authorized approver, or having been altered without authorization, or having not been stamped by the "Dedicated Testing/Inspection Stamp" is deemed to be invalid. Copying or excerpting portion of, or altering the content of the report is not permitted without the written authorization of AGC. The test results presented in the report apply only to the tested sample. Any objections to report issued by AGC should be submitted to AGC within 15 days after the issuance of the test report. Further enquiry of validity or verification of the test report should be addressed to AGC by agc@agc-cert.com.

Attestation of Global Compliance(Shenzhen)Co., Ltd
Attestation of Global Compliance(Shenzhen)Std & Tech Co., Ltd
Tel: +86-755 2523 4088 E-mail: agc@agc-cert.com Web: http://cn.agc-cert.com/



LTE Band 17
Channel Bandwidth: 5 MHz

Channel Bandwidth: 5 MHz					
Modulation	Channel	RB Configuration		Occupied Bandwidth(MHz)	Verdict
		Size	Offset		
QPSK	LCH	25	0	4.4751	PASS
	MCH	25	0	4.4745	PASS
	HCH	25	0	4.4778	PASS
16QAM	LCH	25	0	4.4768	PASS
	MCH	25	0	4.4795	PASS
	HCH	25	0	4.4757	PASS

Channel Bandwidth: 10 MHz

Channel Bandwidth: 10 MHz					
Modulation	Channel	RB Configuration		Occupied Bandwidth (MHz)	Verdict
		Size	Offset		
QPSK	LCH	50	0	8.9572	PASS
	MCH	50	0	8.9553	PASS
	HCH	50	0	8.9429	PASS
16QAM	LCH	50	0	8.9433	PASS
	MCH	50	0	8.9491	PASS
	HCH	50	0	8.9561	PASS

Note: Please refers to Appendix B for compliance test plots for Occupied Bandwidth (99%)

Any report having not been signed by authorized approver, or having been altered without authorization, or having not been stamped by the "Dedicated Testing/Inspection Stamp" is deemed to be invalid. Copying or excerpting portion of, or altering the content of the report is not permitted without the written authorization of AGC. The test results presented in the report apply only to the tested sample. Any objections to report issued by AGC should be submitted to AGC within 15days after the issuance of the test report. Further enquiry of validity or verification of the test report should be addressed to AGC by agc@agc-cert.com.

Attestation of Global Compliance(Shenzhen)Co., Ltd
Attestation of Global Compliance(Shenzhen)Std & Tech Co., Ltd
Tel: +86-755 2523 4088 E-mail: agc@agc-cert.com Web: http://cn.agc-cert.com/



10. EMISSION BANDWIDTH

10.1 MEASUREMENT METHOD

The test set up and general procedure is similar to conducted peak output power test. Only different for setting the measurement configuration of the measuring instrument of Spectrum Analyzer.

10.2 PROVISIONS APPLICABLE

The emission bandwidth is defined as two points, one below the carrier center frequency and one above the carrier center frequency, outside of which all emissions are attenuated at least 26dB below the transmitter power.

10.3 MEASUREMENT RESULT

The occupied bandwidth, that is the frequency bandwidth such that, below its lower and above its upper frequency limits, the mean powers radiated are each equal to 0.5 percent of the total mean power radiated by a given emission shall be measured. All modes of operation were investigated and the worst case configuration results are reported in this section.

Any report having not been signed by authorized approver, or having been altered without authorization, or having not been stamped by the "Dedicated Testing/Inspection Stamp" is deemed to be invalid. Copying or excerpting portion of, or altering the content of the report is not permitted without the written authorization of AGC. The test results presented in the report apply only to the tested sample. Any objections to report issued by AGC should be submitted to AGC within 15days after the issuance of the test report. Further enquiry of validity or verification of the test report should be addressed to AGC by agc@agc-cert.com.

Attestation of Global Compliance(Shenzhen)Co., Ltd

Attestation of Global Compliance(Shenzhen)Std & Tech Co., Ltd

Tel: +86-755 2523 4088 E-mail: agc@agc-cert.com Web: <http://cn.agc-cert.com/>



LTE Band 2

Channel Bandwidth: 1.4 MHz

Channel Bandwidth: 1.4 MHz					
Modulation	Channel	RB Configuration		26dB Bandwidth (MHz)	Verdict
		Size	Offset		
QPSK	LCH	6	0	1.218	PASS
	MCH	6	0	1.236	PASS
	HCH	6	0	1.230	PASS
16QAM	LCH	6	0	1.229	PASS
	MCH	6	0	1.232	PASS
	HCH	6	0	1.242	PASS

Channel Bandwidth: 3 MHz

Channel Bandwidth: 3 MHz					
Modulation	Channel	RB Configuration		26dB Bandwidth (MHz)	Verdict
		Size	Offset		
QPSK	LCH	15	0	2.819	PASS
	MCH	15	0	2.841	PASS
	HCH	15	0	2.810	PASS
16QAM	LCH	15	0	2.839	PASS
	MCH	15	0	2.822	PASS
	HCH	15	0	2.839	PASS

Channel Bandwidth: 5 MHz

Channel Bandwidth: 5 MHz					
Modulation	Channel	RB Configuration		26dB Bandwidth (MHz)	Verdict
		Size	Offset		
QPSK	LCH	25	0	4.881	PASS
	MCH	25	0	4.887	PASS
	HCH	25	0	4.902	PASS
16QAM	LCH	25	0	4.871	PASS
	MCH	25	0	4.911	PASS
	HCH	25	0	4.884	PASS

Any report having not been signed by authorized approver, or having been altered without authorization, or having not been stamped by the "Dedicated Testing/Inspection Stamp" is deemed to be invalid. Copying or excerpting portion of, or altering the content of the report is not permitted without the written authorization of AGC. The test results presented in the report apply only to the tested sample. Any objections to report issued by AGC should be submitted to AGC within 15 days after the issuance of the test report. Further enquiry of validity or verification of the test report should be addressed to AGC by agc@agc-cert.com.



Channel Bandwidth: 10 MHz

Channel Bandwidth: 10 MHz					
Modulation	Channel	RB Configuration		26dB Bandwidth (MHz)	Verdict
		Size	Offset		
QPSK	LCH	50	0	9.559	PASS
	MCH	50	0	9.568	PASS
	HCH	50	0	9.550	PASS
16QAM	LCH	50	0	9.532	PASS
	MCH	50	0	9.523	PASS
	HCH	50	0	9.505	PASS

Channel Bandwidth: 15 MHz

Channel Bandwidth: 15 MHz					
Modulation	Channel	RB Configuration		26dB Bandwidth (MHz)	Verdict
		Size	Offset		
QPSK	LCH	75	0	14.33	PASS
	MCH	75	0	14.18	PASS
	HCH	75	0	14.15	PASS
16QAM	LCH	75	0	14.12	PASS
	MCH	75	0	14.19	PASS
	HCH	75	0	14.15	PASS

Channel Bandwidth: 20 MHz

Channel Bandwidth: 20 MHz					
Modulation	Channel	RB Configuration		26dB Bandwidth (MHz)	Verdict
		Size	Offset		
QPSK	LCH	100	0	18.68	PASS
	MCH	100	0	18.79	PASS
	HCH	100	0	18.59	PASS
16QAM	LCH	100	0	18.63	PASS
	MCH	100	0	18.69	PASS
	HCH	100	0	18.70	PASS

Any report having not been signed by authorized approver, or having been altered without authorization, or having not been stamped by the "Dedicated Testing/Inspection Stamp" is deemed to be invalid. Copying or excerpting portion of, or altering the content of the report is not permitted without the written authorization of AGC. The test results presented in the report apply only to the tested sample. Any objections to report issued by AGC should be submitted to AGC within 15 days after the issuance of the test report. Further enquiry of validity or verification of the test report should be addressed to AGC by agc@agc-cert.com.

Attestation of Global Compliance(Shenzhen)Co., Ltd
Attestation of Global Compliance(Shenzhen)Std & Tech Co., Ltd
Tel: +86-755 2523 4088 E-mail: agc@agc-cert.com Web: http://cn.agc-cert.com/



LTE Band 4

Channel Bandwidth: 1.4 MHz

Channel Bandwidth: 1.4 MHz					
Modulation	Channel	RB Configuration		26dB Bandwidth (MHz)	Verdict
		Size	Offset		
QPSK	LCH	6	0	1.214	PASS
	MCH	6	0	1.225	PASS
	HCH	6	0	1.218	PASS
16QAM	LCH	6	0	1.249	PASS
	MCH	6	0	1.245	PASS
	HCH	6	0	1.212	PASS

Channel Bandwidth: 3 MHz

Channel Bandwidth: 3 MHz					
Modulation	Channel	RB Configuration		26dB Bandwidth (MHz)	Verdict
		Size	Offset		
QPSK	LCH	15	0	2.832	PASS
	MCH	15	0	2.815	PASS
	HCH	15	0	2.825	PASS
16QAM	LCH	15	0	2.852	PASS
	MCH	15	0	2.838	PASS
	HCH	15	0	2.827	PASS

Channel Bandwidth: 5 MHz

Channel Bandwidth: 5 MHz					
Modulation	Channel	RB Configuration		26dB Bandwidth (MHz)	Verdict
		Size	Offset		
QPSK	LCH	25	0	4.849	PASS
	MCH	25	0	4.901	PASS
	HCH	25	0	4.889	PASS
16QAM	LCH	25	0	4.912	PASS
	MCH	25	0	4.878	PASS
	HCH	25	0	4.907	PASS

Any report having not been signed by authorized approver, or having been altered without authorization, or having not been stamped by the "Dedicated Testing/Inspection Stamp" is deemed to be invalid. Copying or excerpting portion of, or altering the content of the report is not permitted without the written authorization of AGC. The test results presented in the report apply only to the tested sample. Any objections to report issued by AGC should be submitted to AGC within 15 days after the issuance of the test report. Further enquiry of validity or verification of the test report should be addressed to AGC by agc@agc-cert.com.



Channel Bandwidth: 10 MHz

Channel Bandwidth: 10 MHz					
Modulation	Channel	RB Configuration		26dB Bandwidth (MHz)	Verdict
		Size	Offset		
QPSK	LCH	50	0	9.565	PASS
	MCH	50	0	9.515	PASS
	HCH	50	0	9.498	PASS
16QAM	LCH	50	0	9.472	PASS
	MCH	50	0	9.460	PASS
	HCH	50	0	9.513	PASS

Channel Bandwidth: 15 MHz

Channel Bandwidth: 15 MHz					
Modulation	Channel	RB Configuration		26dB Bandwidth (MHz)	Verdict
		Size	Offset		
QPSK	LCH	75	0	14.29	PASS
	MCH	75	0	14.25	PASS
	HCH	75	0	14.30	PASS
16QAM	LCH	75	0	14.10	PASS
	MCH	75	0	14.16	PASS
	HCH	75	0	14.14	PASS

Channel Bandwidth: 20 MHz

Channel Bandwidth: 20 MHz					
Modulation	Channel	RB Configuration		26dB Bandwidth (MHz)	Verdict
		Size	Offset		
QPSK	LCH	100	0	18.66	PASS
	MCH	100	0	18.63	PASS
	HCH	100	0	18.85	PASS
16QAM	LCH	100	0	18.63	PASS
	MCH	100	0	18.64	PASS
	HCH	100	0	18.75	PASS

Any report having not been signed by authorized approver, or having been altered without authorization, or having not been stamped by the "Dedicated Testing/Inspection Stamp" is deemed to be invalid. Copying or excerpting portion of, or altering the content of the report is not permitted without the written authorization of AGC. The test results presented in the report apply only to the tested sample. Any objections to report issued by AGC should be submitted to AGC within 15 days after the issuance of the test report. Further enquiry of validity or verification of the test report should be addressed to AGC by agc@agc-cert.com.



LTE Band 5

Channel Bandwidth: 1.4 MHz

Channel Bandwidth: 1.4 MHz					
Modulation	Channel	RB Configuration		26dB Bandwidth (MHz)	Verdict
		Size	Offset		
QPSK	LCH	6	0	1.223	PASS
	MCH	6	0	1.226	PASS
	HCH	6	0	1.208	PASS
16QAM	LCH	6	0	1.223	PASS
	MCH	6	0	1.206	PASS
	HCH	6	0	1.240	PASS

Channel Bandwidth: 3 MHz

Channel Bandwidth: 3 MHz					
Modulation	Channel	RB Configuration		26dB Bandwidth (MHz)	Verdict
		Size	Offset		
QPSK	LCH	15	0	2.816	PASS
	MCH	15	0	2.841	PASS
	HCH	15	0	2.827	PASS
16QAM	LCH	15	0	2.828	PASS
	MCH	15	0	2.827	PASS
	HCH	15	0	2.828	PASS

Channel Bandwidth: 5 MHz

Channel Bandwidth: 5MHz					
Modulation	Channel	RB Configuration		26dB Bandwidth (MHz)	Verdict
		Size	Offset		
QPSK	LCH	25	0	4.898	PASS
	MCH	25	0	4.885	PASS
	HCH	25	0	4.871	PASS
16QAM	LCH	25	0	4.895	PASS
	MCH	25	0	4.914	PASS
	HCH	25	0	4.905	PASS

Any report having not been signed by authorized approver, or having been altered without authorization, or having not been stamped by the "Dedicated Testing/Inspection Stamp" is deemed to be invalid. Copying or excerpting portion of, or altering the content of the report is not permitted without the written authorization of AGC. The test results presented in the report apply only to the tested sample. Any objections to report issued by AGC should be submitted to AGC within 15days after the issuance of the test report. Further enquiry of validity or verification of the test report should be addressed to AGC by agc@agc-cert.com.



Channel Bandwidth: 10 MHz

Channel Bandwidth: 10MHz					
Modulation	Channel	RB Configuration		26dB Bandwidth (MHz)	Verdict
		Size	Offset		
QPSK	LCH	50	0	9.462	PASS
	MCH	50	0	9.450	PASS
	HCH	50	0	9.514	PASS
16QAM	LCH	50	0	9.461	PASS
	MCH	50	0	9.519	PASS
	HCH	50	0	9.392	PASS

Any report having not been signed by authorized approver, or having been altered without authorization, or having not been stamped by the "Dedicated Testing/Inspection Stamp" is deemed to be invalid. Copying or excerpting portion of, or altering the content of the report is not permitted without the written authorization of AGC. The test results presented in the report apply only to the tested sample. Any objections to report issued by AGC should be submitted to AGC within 15days after the issuance of the test report. Further enquiry of validity or verification of the test report should be addressed to AGC by agc@agc-cert.com.

Attestation of Global Compliance(Shenzhen)Co., Ltd
Attestation of Global Compliance(Shenzhen)Std & Tech Co., Ltd
Tel: +86-755 2523 4088 E-mail: agc@agc-cert.com Web: <http://cn.agc-cert.com/>



LTE Band 7

Channel Bandwidth: 5 MHz

Channel Bandwidth: 5MHz					
Modulation	Channel	RB Configuration		26dB Bandwidth (MHz)	Verdict
		Size	Offset		
QPSK	LCH	25	0	4.883	PASS
	MCH	25	0	4.854	PASS
	HCH	25	0	4.888	PASS
16QAM	LCH	25	0	4.874	PASS
	MCH	25	0	4.894	PASS
	HCH	25	0	4.894	PASS

Channel Bandwidth: 10 MHz

Channel Bandwidth: 10MHz					
Modulation	Channel	RB Configuration		26dB Bandwidth (MHz)	Verdict
		Size	Offset		
QPSK	LCH	50	0	9.533	PASS
	MCH	50	0	9.541	PASS
	HCH	50	0	9.501	PASS
16QAM	LCH	50	0	9.507	PASS
	MCH	50	0	9.539	PASS
	HCH	50	0	9.471	PASS

Any report having not been signed by authorized approver, or having been altered without authorization, or having not been stamped by the "Dedicated Testing/Inspection Stamp" is deemed to be invalid. Copying or excerpting portion of, or altering the content of the report is not permitted without the written authorization of AGC. The test results presented in the report apply only to the tested sample. Any objections to report issued by AGC should be submitted to AGC within 15days after the issuance of the test report. Further enquiry of validity or verification of the test report should be addressed to AGC by agc@agc-cert.com.

Attestation of Global Compliance(Shenzhen)Co., Ltd
Attestation of Global Compliance(Shenzhen)Std & Tech Co., Ltd
Tel: +86-755 2523 4088 E-mail: agc@agc-cert.com Web: http://cn.agc-cert.com/



Channel Bandwidth: 15 MHz

Channel Bandwidth: 15MHz					
Modulation	Channel	RB Configuration		26dB Bandwidth (MHz)	Verdict
		Size	Offset		
QPSK	LCH	75	0	14.18	PASS
	MCH	75	0	14.25	PASS
	HCH	75	0	14.31	PASS
16QAM	LCH	75	0	14.16	PASS
	MCH	75	0	14.15	PASS
	HCH	75	0	14.16	PASS

Channel Bandwidth: 20 MHz

Channel Bandwidth: 20MHz					
Modulation	Channel	RB Configuration		26dB Bandwidth (MHz)	Verdict
		Size	Offset		
QPSK	LCH	100	0	18.63	PASS
	MCH	100	0	18.82	PASS
	HCH	100	0	18.63	PASS
16QAM	LCH	100	0	18.65	PASS
	MCH	100	0	18.61	PASS
	HCH	100	0	18.60	PASS

Any report having not been signed by authorized approver, or having been altered without authorization, or having not been stamped by the "Dedicated Testing/Inspection Stamp" is deemed to be invalid. Copying or excerpting portion of, or altering the content of the report is not permitted without the written authorization of AGC. The test results presented in the report apply only to the tested sample. Any objections to report issued by AGC should be submitted to AGC within 15days after the issuance of the test report. Further enquiry of validity or verification of the test report should be addressed to AGC by agc@agc-cert.com.

Attestation of Global Compliance(Shenzhen)Co., Ltd
Attestation of Global Compliance(Shenzhen)Std & Tech Co., Ltd
Tel: +86-755 2523 4088 E-mail: agc@agc-cert.com Web: http://cn.agc-cert.com/



LTE Band 12

Channel Bandwidth: 1.4 MHz

Channel Bandwidth: 1.4MHz					
Modulation	Channel	RB Configuration		26dB Bandwidth (MHz)	Verdict
		Size	Offset		
QPSK	LCH	6	0	1.227	PASS
	MCH	6	0	1.217	PASS
	HCH	6	0	1.222	PASS
16QAM	LCH	6	0	1.224	PASS
	MCH	6	0	1.191	PASS
	HCH	6	0	1.240	PASS

Channel Bandwidth: 3 MHz

Channel Bandwidth: 3MHz					
Modulation	Channel	RB Configuration		26dB Bandwidth (MHz)	Verdict
		Size	Offset		
QPSK	LCH	15	0	2.825	PASS
	MCH	15	0	2.844	PASS
	HCH	15	0	2.823	PASS
16QAM	LCH	15	0	2.821	PASS
	MCH	15	0	2.827	PASS
	HCH	15	0	2.827	PASS

Any report having not been signed by authorized approver, or having been altered without authorization, or having not been stamped by the "Dedicated Testing/Inspection Stamp" is deemed to be invalid. Copying or excerpting portion of, or altering the content of the report is not permitted without the written authorization of AGC. The test results presented in the report apply only to the tested sample. Any objections to report issued by AGC should be submitted to AGC within 15days after the issuance of the test report. Further enquiry of validity or verification of the test report should be addressed to AGC by agc@agc-cert.com.

Attestation of Global Compliance(Shenzhen)Co., Ltd
Attestation of Global Compliance(Shenzhen)Std & Tech Co., Ltd
Tel: +86-755 2523 4088 E-mail: agc@agc-cert.com Web: http://cn.agc-cert.com/



Channel Bandwidth: 5 MHz

Channel Bandwidth: 5MHz					
Modulation	Channel	RB Configuration		26dB Bandwidth (MHz)	Verdict
		Size	Offset		
QPSK	LCH	25	0	4.882	PASS
	MCH	25	0	4.836	PASS
	HCH	25	0	4.896	PASS
16QAM	LCH	25	0	4.897	PASS
	MCH	25	0	4.961	PASS
	HCH	25	0	4.894	PASS

Channel Bandwidth: 10 MHz

Channel Bandwidth: 10MHz					
Modulation	Channel	RB Configuration		26dB Bandwidth (MHz)	Verdict
		Size	Offset		
QPSK	LCH	50	0	9.493	PASS
	MCH	50	0	9.556	PASS
	HCH	50	0	9.452	PASS
16QAM	LCH	50	0	9.449	PASS
	MCH	50	0	9.508	PASS
	HCH	50	0	9.465	PASS

Any report having not been signed by authorized approver, or having been altered without authorization, or having not been stamped by the "Dedicated Testing/Inspection Stamp" is deemed to be invalid. Copying or excerpting portion of, or altering the content of the report is not permitted without the written authorization of AGC. The test results presented in the report apply only to the tested sample. Any objections to report issued by AGC should be submitted to AGC within 15days after the issuance of the test report. Further enquiry of validity or verification of the test report should be addressed to AGC by agc@agc-cert.com.



LTE BAND 17

Channel Bandwidth: 5 MHz

Channel Bandwidth: 5MHz					
Modulation	Channel	RB Configuration		26dB Bandwidth (MHz)	Verdict
		Size	Offset		
QPSK	LCH	25	0	4.833	PASS
	MCH	25	0	4.854	PASS
	HCH	25	0	4.877	PASS
16QAM	LCH	25	0	4.870	PASS
	MCH	25	0	4.940	PASS
	HCH	25	0	4.892	PASS

Channel Bandwidth: 10 MHz

Channel Bandwidth: 10MHz					
Modulation	Channel	RB Configuration		26dB Bandwidth (MHz)	Verdict
		Size	Offset		
QPSK	LCH	50	0	9.523	PASS
	MCH	50	0	9.458	PASS
	HCH	50	0	9.525	PASS
16QAM	LCH	50	0	9.531	PASS
	MCH	50	0	9.524	PASS
	HCH	50	0	9.483	PASS

Note: Please refers to Appendix B for compliance test plots for emission bandwidth (-26dBc)

Any report having not been signed by authorized approver, or having been altered without authorization, or having not been stamped by the "Dedicated Testing/Inspection Stamp" is deemed to be invalid. Copying or excerpting portion of, or altering the content of the report is not permitted without the written authorization of AGC. The test results presented in the report apply only to the tested sample. Any objections to report issued by AGC should be submitted to AGC within 15days after the issuance of the test report. Further enquiry of validity or verification of the test report should be addressed to AGC by agc@agc-cert.com.

Attestation of Global Compliance(Shenzhen)Co., Ltd
Attestation of Global Compliance(Shenzhen)Std & Tech Co., Ltd
Tel: +86-755 2523 4088 E-mail: agc@agc-cert.com Web: http://cn.agc-cert.com/



11. BAND EDGE

11.1 MEASUREMENT METHOD

The test set up and general procedure is similar to conducted peak output power test. Only different for setting the measurement configuration of the measuring instrument of Spectrum Analyzer.

11.2 PROVISIONS APPLICABLE

As Specified in FCC rules of §2.1051 §24.238(a) §27.53(g) §27.53(h) §27.53(m)
KDB 971168 D01v03 – Section 6.0

11.3 MEASUREMENT RESULT

All out of band emissions are measured with a spectrum analyzer connected to the antenna terminal of the EUT while the EUT is operating at its maximum duty cycle, at maximum power, and at the appropriate frequency. All data rates were investigated to determine the worst case configuration. All modes of operation were investigated and the worst case configuration results are reported in this section. The minimum permissible attenuation level of any spurious emission is $43 + \log_{10}(P[\text{Watts}])$, where P is the transmitter power in Watts.

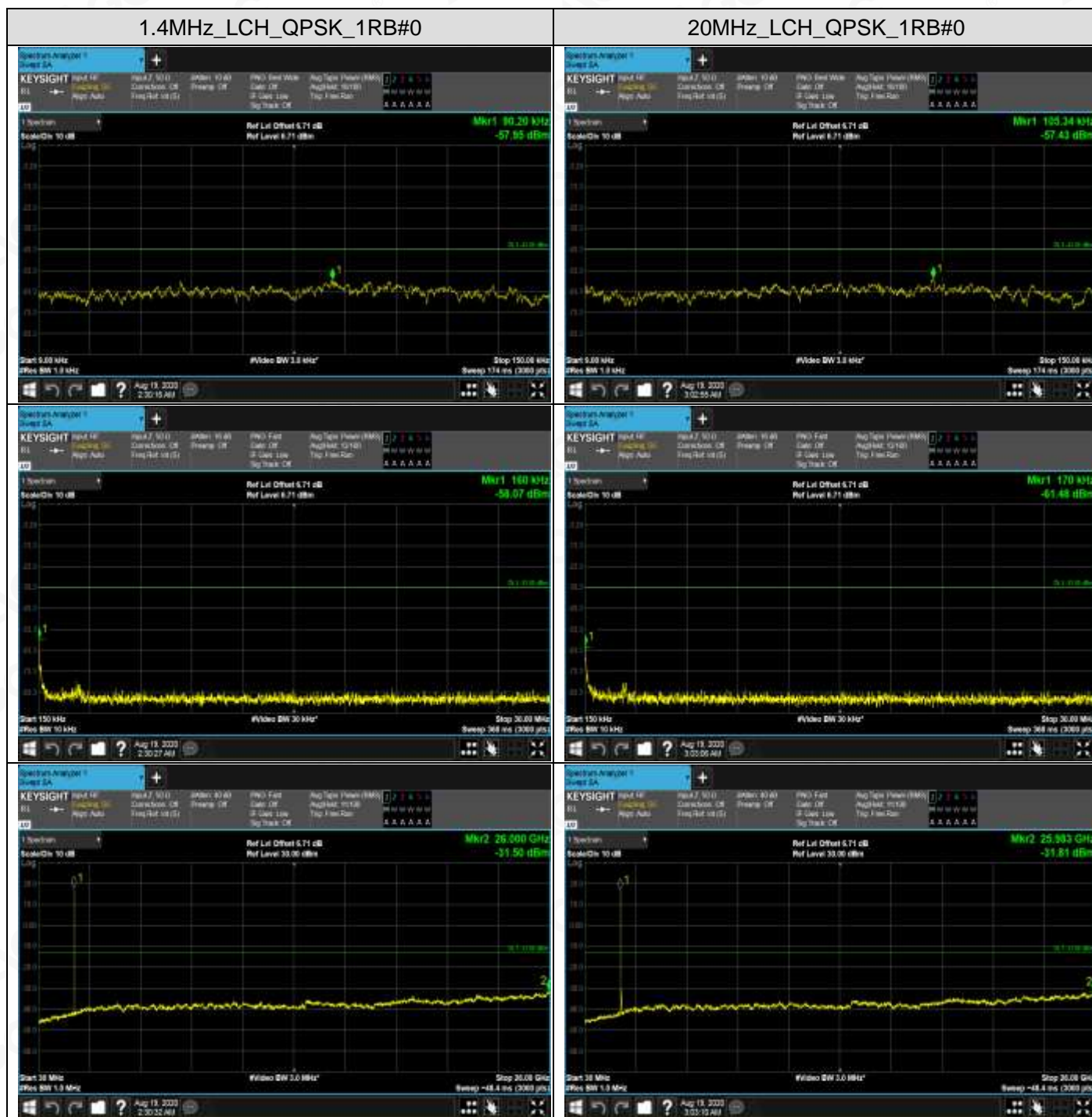
For Band 7:

- (i) $40 + 10 \log_{10} p$ from the channel edges to 5 MHz away
- (ii) $43 + 10 \log_{10} p$ between 5 MHz and X MHz from the channel edges, and
- (iii) $55 + 10 \log_{10} p$ at X MHz and beyond from the channel edges

Please refers to Appendix C for compliance test plots for band edge

APPENDIX A TEST PLOTS FOR CONDUCTED SPURIOUS EMISSION

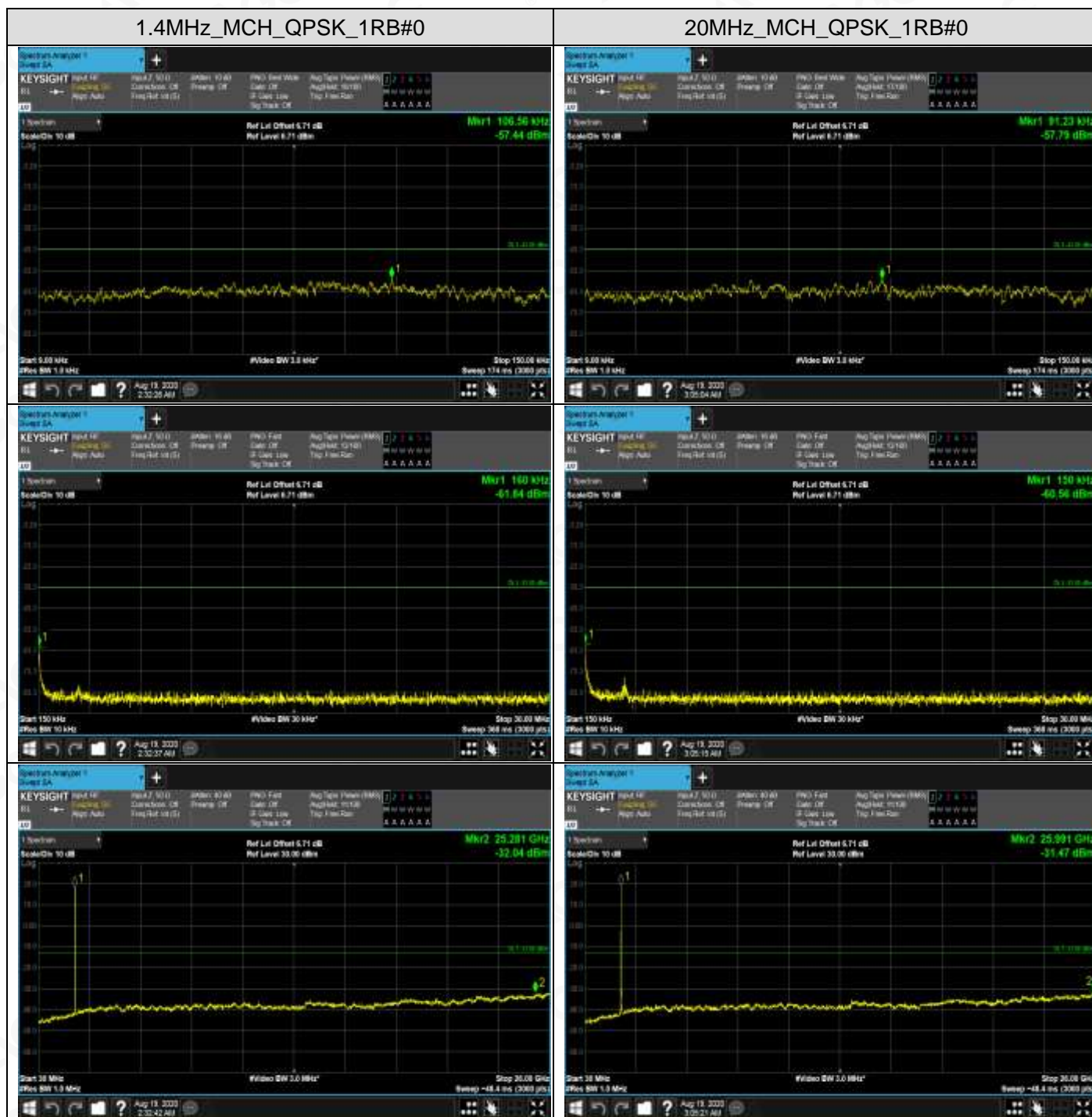
LTE BAND 2



Any report having not been signed by authorized approver, or having been altered without authorization, or having not been stamped by the "Dedicated Testing/Inspection Stamp" is deemed to be invalid. Copying or excerpting portion of, or altering the content of the report is not permitted without the written authorization of AGC. The test results presented in the report apply only to the tested sample. Any objections to report issued by AGC should be submitted to AGC within 15days after the issuance of the test report. Further enquiry of validity or verification of the test report should be addressed to AGC by agc@agc-cert.com.

Attestation of Global Compliance(Shenzhen)Co., Ltd
Attestation of Global Compliance(Shenzhen)Std & Tech Co., Ltd
Tel: +86-755 2523 4088 E-mail: agc@agc-cert.com Web: http://cn.agc-cert.com/

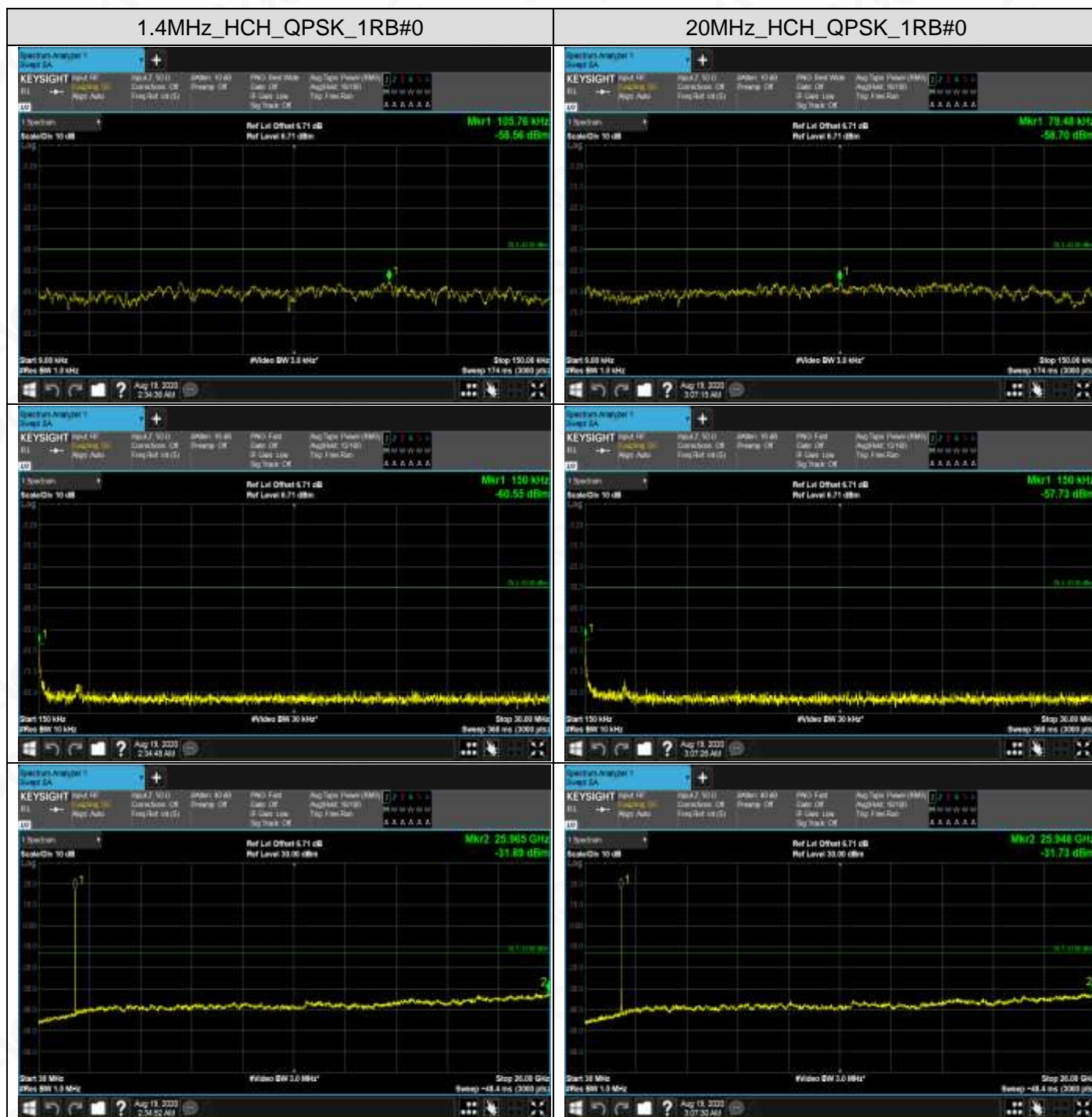




Any report having not been signed by authorized approver, or having been altered without authorization, or having not been stamped by the "Dedicated Testing/Inspection Stamp" is deemed to be invalid. Copying or excerpting portion of, or altering the content of the report is not permitted without the written authorization of AGC. The test results presented in the report apply only to the tested sample. Any objections to report issued by AGC should be submitted to AGC within 15days after the issuance of the test report. Further enquiry of validity or verification of the test report should be addressed to AGC by agc@agc-cert.com.

Attestation of Global Compliance(Shenzhen)Co., Ltd
Attestation of Global Compliance(Shenzhen)Std & Tech Co., Ltd
Tel: +86-755 2523 4088 E-mail: agc@agc-cert.com Web: <http://cn.agc-cert.com/>



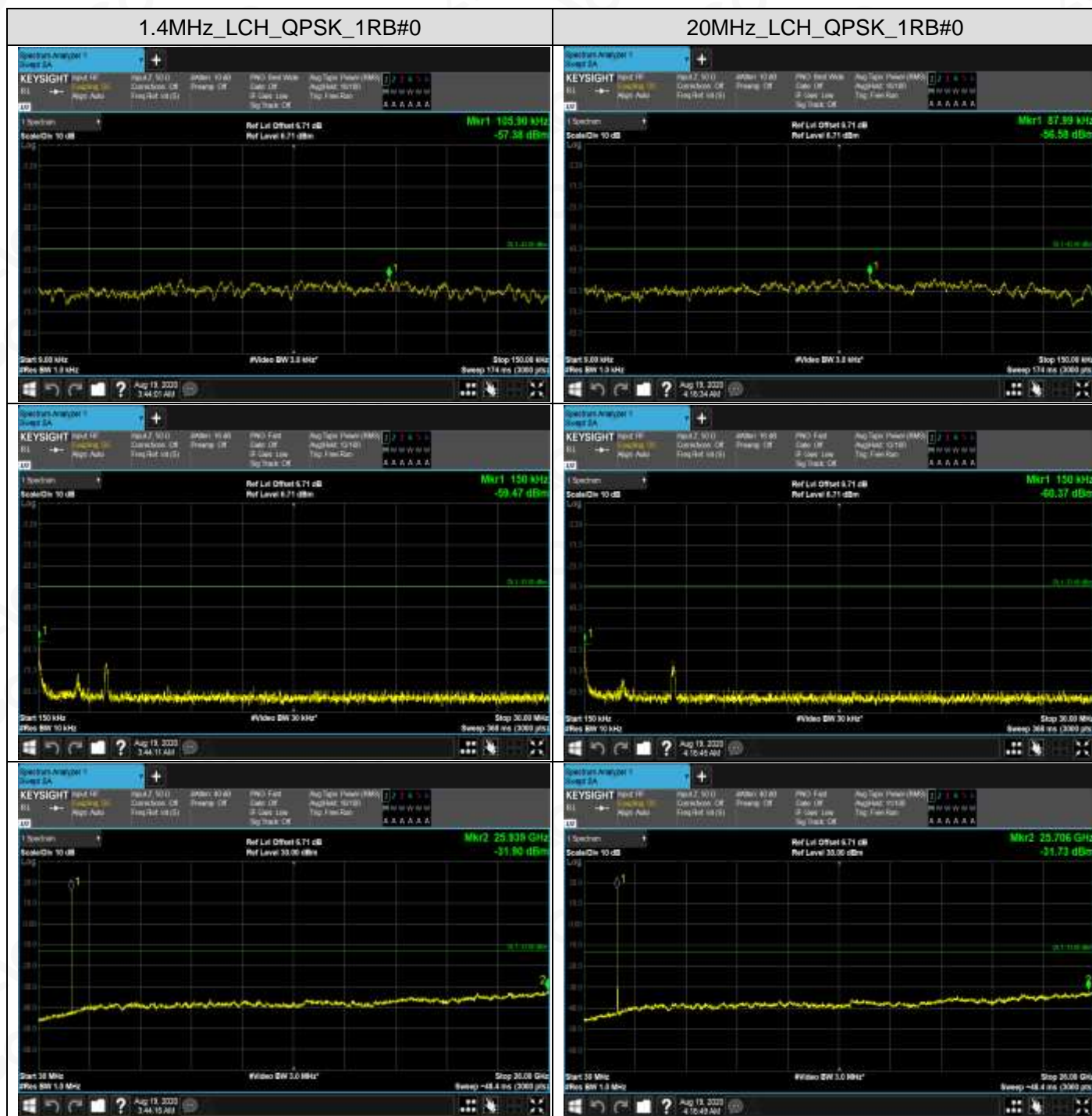


Any report having not been signed by authorized approver, or having been altered without authorization, or having not been stamped by the "Dedicated Testing/Inspection Stamp" is deemed to be invalid. Copying or excerpting portion of, or altering the content of the report is not permitted without the written authorization of AGC. The test results presented in the report apply only to the tested sample. Any objections to report issued by AGC should be submitted to AGC within 15 days after the issuance of the test report. Further enquiry of validity or verification of the test report should be addressed to AGC by agc@agc-cert.com.

Attestation of Global Compliance(Shenzhen)Co., Ltd
Attestation of Global Compliance(Shenzhen)Std & Tech Co., Ltd
Tel: +86-755 2523 4088 E-mail: agc@agc-cert.com Web: <http://cn.agc-cert.com/>



TEST PLOTS FOR CONDUCTED SPURIOUS EMISSION LTE BAND 4



Any report having not been signed by authorized approver, or having been altered without authorization, or having not been stamped by the "Dedicated Testing/Inspection Stamp" is deemed to be invalid. Copying or excerpting portion of, or altering the content of the report is not permitted without the written authorization of AGC. The test results presented in the report apply only to the tested sample. Any objections to report issued by AGC should be submitted to AGC within 15days after the issuance of the test report. Further enquiry of validity or verification of the test report should be addressed to AGC by agc@agc-cert.com.

Attestation of Global Compliance(Shenzhen)Co., Ltd
Attestation of Global Compliance(Shenzhen)Std & Tech Co., Ltd
Tel: +86-755 2523 4088 E-mail: agc@agc-cert.com Web: http://cn.agc-cert.com/

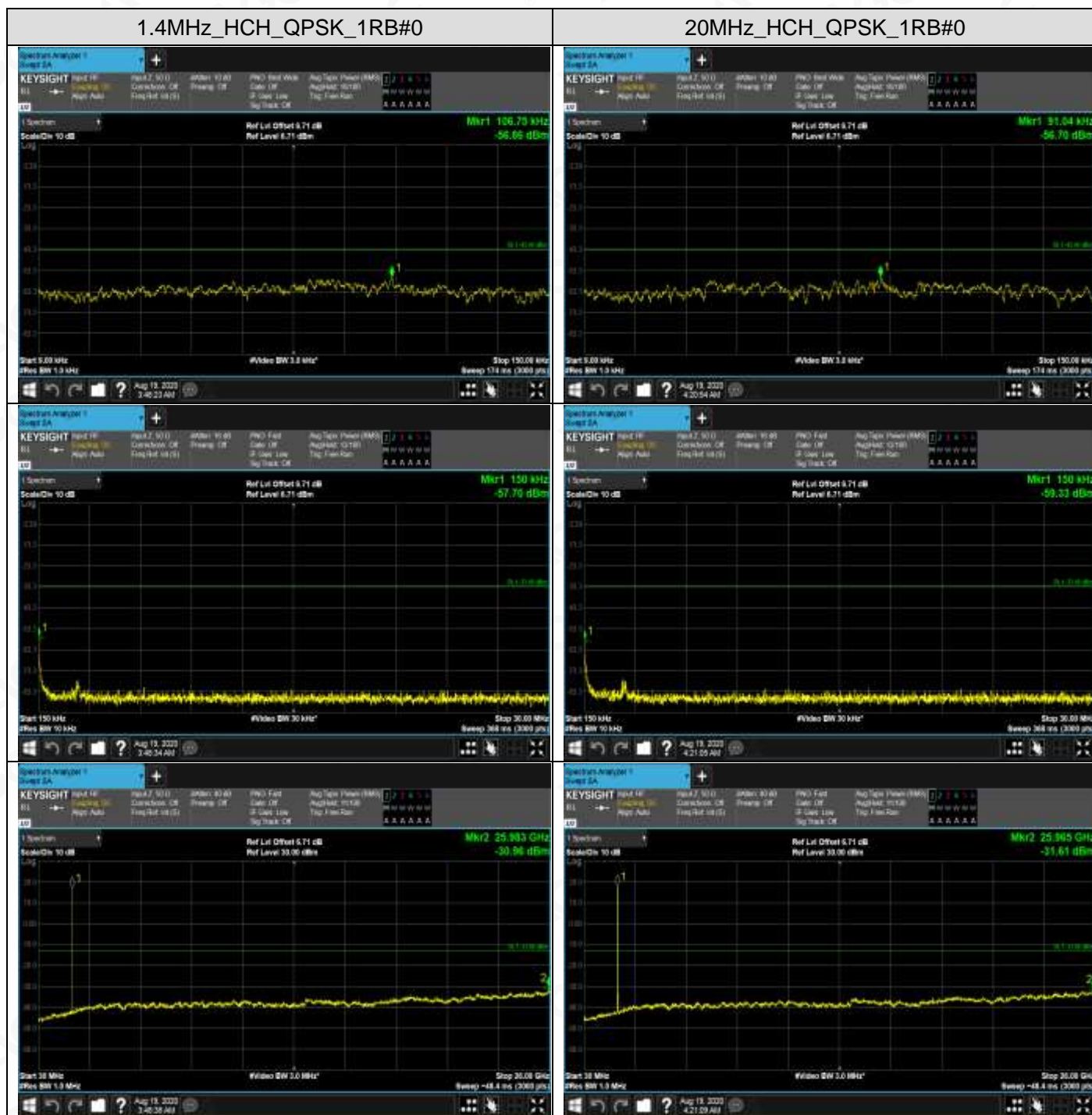




Any report having not been signed by authorized approver, or having been altered without authorization, or having not been stamped by the "Dedicated Testing/Inspection Stamp" is deemed to be invalid. Copying or excerpting portion of, or altering the content of the report is not permitted without the written authorization of AGC. The test results presented in the report apply only to the tested sample. Any objections to report issued by AGC should be submitted to AGC within 15days after the issuance of the test report. Further enquiry of validity or verification of the test report should be addressed to AGC by agc@agc-cert.com.

Attestation of Global Compliance(Shenzhen)Co., Ltd
Attestation of Global Compliance(Shenzhen)Std & Tech Co., Ltd
Tel: +86-755 2523 4088 E-mail: agc@agc-cert.com Web: http://cn.agc-cert.com/



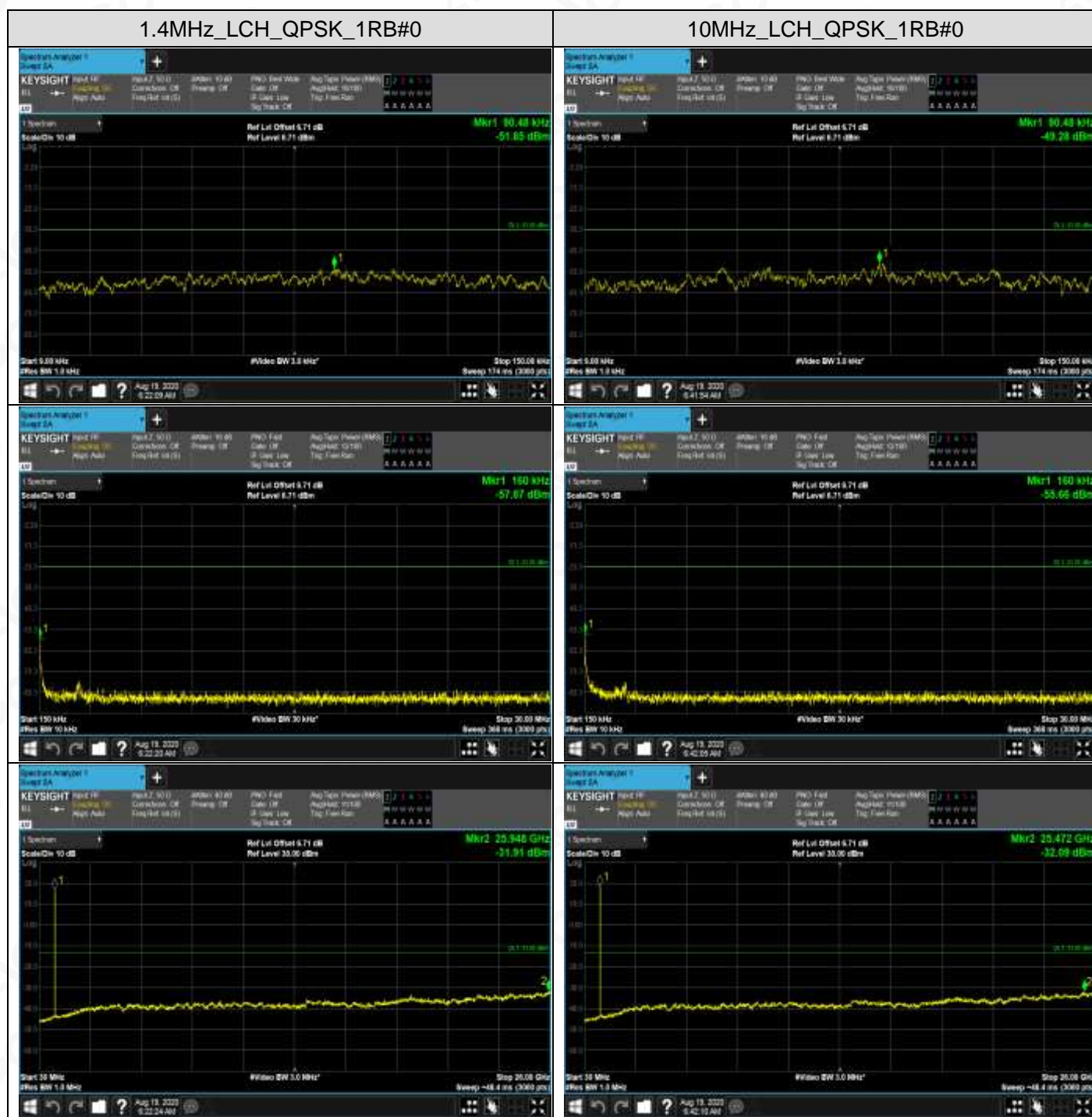


Any report having not been signed by authorized approver, or having been altered without authorization, or having not been stamped by the "Dedicated Testing/Inspection Stamp" is deemed to be invalid. Copying or excerpting portion of, or altering the content of the report is not permitted without the written authorization of AGC. The test results presented in the report apply only to the tested sample. Any objections to report issued by AGC should be submitted to AGC within 15days after the issuance of the test report. Further enquiry of validity or verification of the test report should be addressed to AGC by agc@agc-cert.com.

Attestation of Global Compliance(Shenzhen)Co., Ltd
Attestation of Global Compliance(Shenzhen)Std & Tech Co., Ltd
Tel: +86-755 2523 4088 E-mail: agc@agc-cert.com Web: http://cn.agc-cert.com/



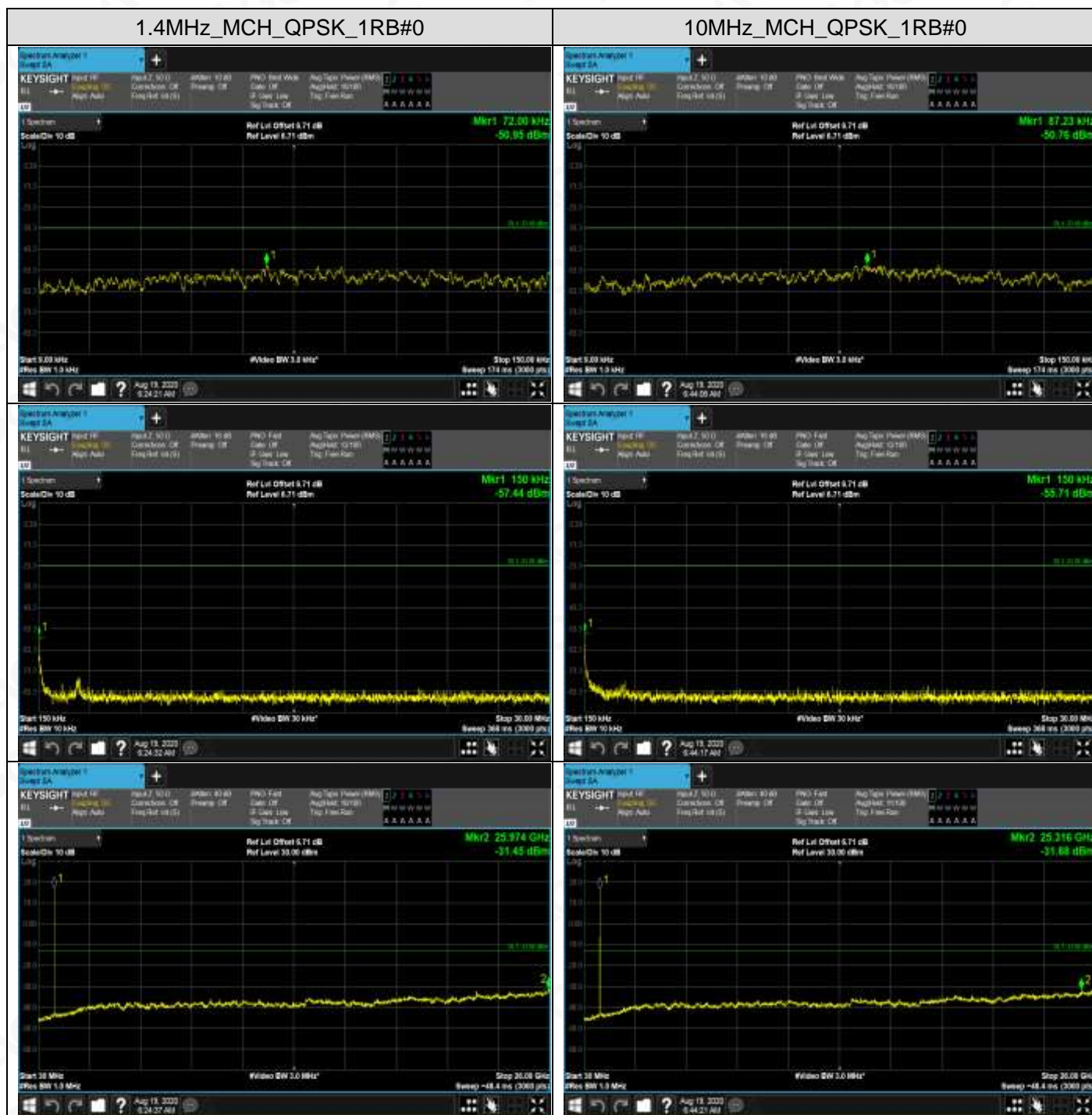
TEST PLOTS FOR CONDUCTED SPURIOUS EMISSION LTE BAND 5



Any report having not been signed by authorized approver, or having been altered without authorization, or having not been stamped by the "Dedicated Testing/Inspection Stamp" is deemed to be invalid. Copying or excerpting portion of, or altering the content of the report is not permitted without the written authorization of AGC. The test results presented in the report apply only to the tested sample. Any objections to report issued by AGC should be submitted to AGC within 15days after the issuance of the test report. Further enquiry of validity or verification of the test report should be addressed to AGC by agc@agc-cert.com.

Attestation of Global Compliance(Shenzhen)Co., Ltd
Attestation of Global Compliance(Shenzhen)Std & Tech Co., Ltd
Tel: +86-755 2523 4088 E-mail: agc@agc-cert.com Web: http://cn.agc-cert.com/

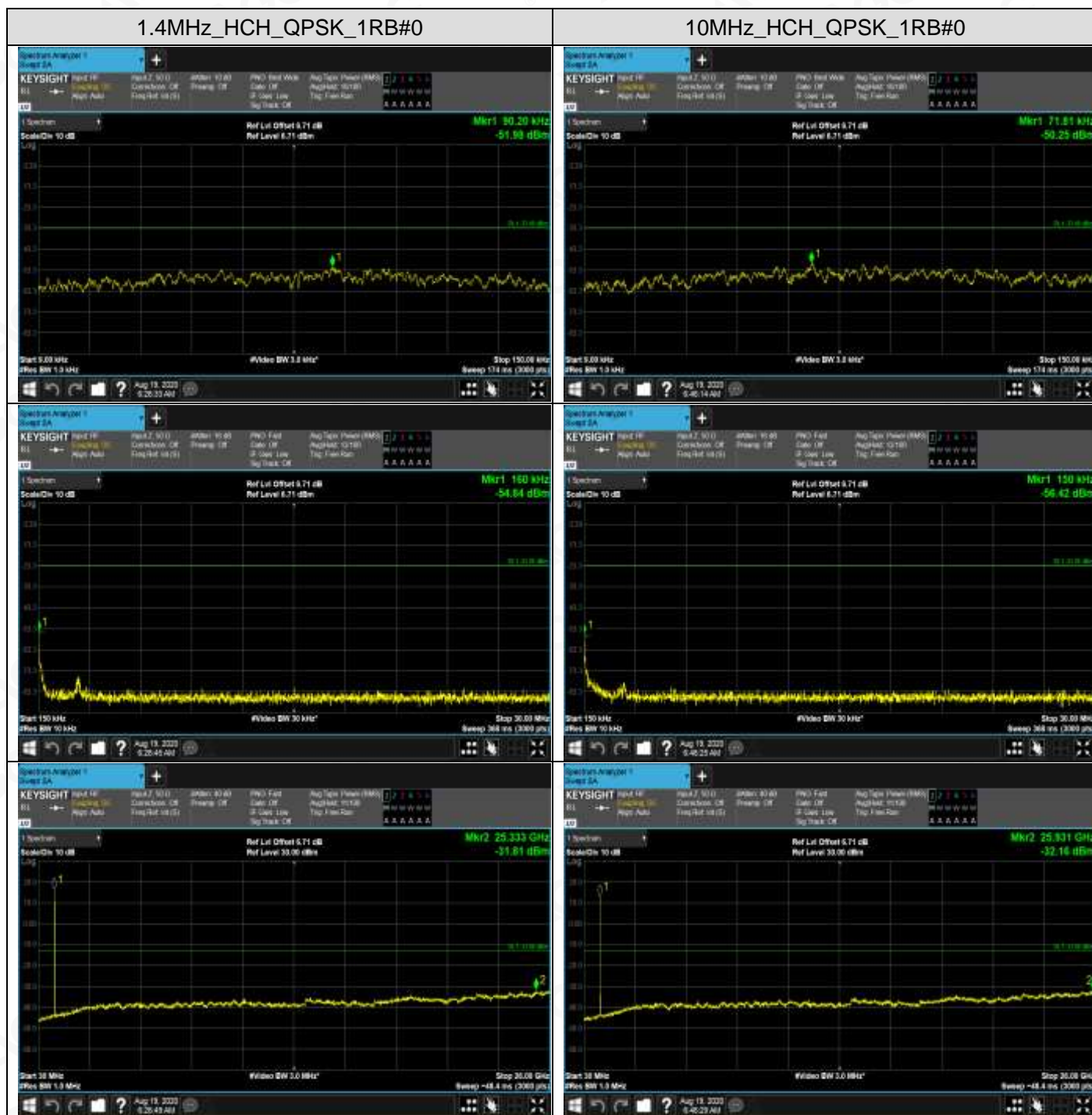




Any report having not been signed by authorized approver, or having been altered without authorization, or having not been stamped by the "Dedicated Testing/Inspection Stamp" is deemed to be invalid. Copying or excerpting portion of, or altering the content of the report is not permitted without the written authorization of AGC. The test results presented in the report apply only to the tested sample. Any objections to report issued by AGC should be submitted to AGC within 15days after the issuance of the test report. Further enquiry of validity or verification of the test report should be addressed to AGC by agc@agc-cert.com.

Attestation of Global Compliance(Shenzhen)Co., Ltd
Attestation of Global Compliance(Shenzhen)Std & Tech Co., Ltd
Tel: +86-755 2523 4088 E-mail: agc@agc-cert.com Web: <http://cn.agc-cert.com/>



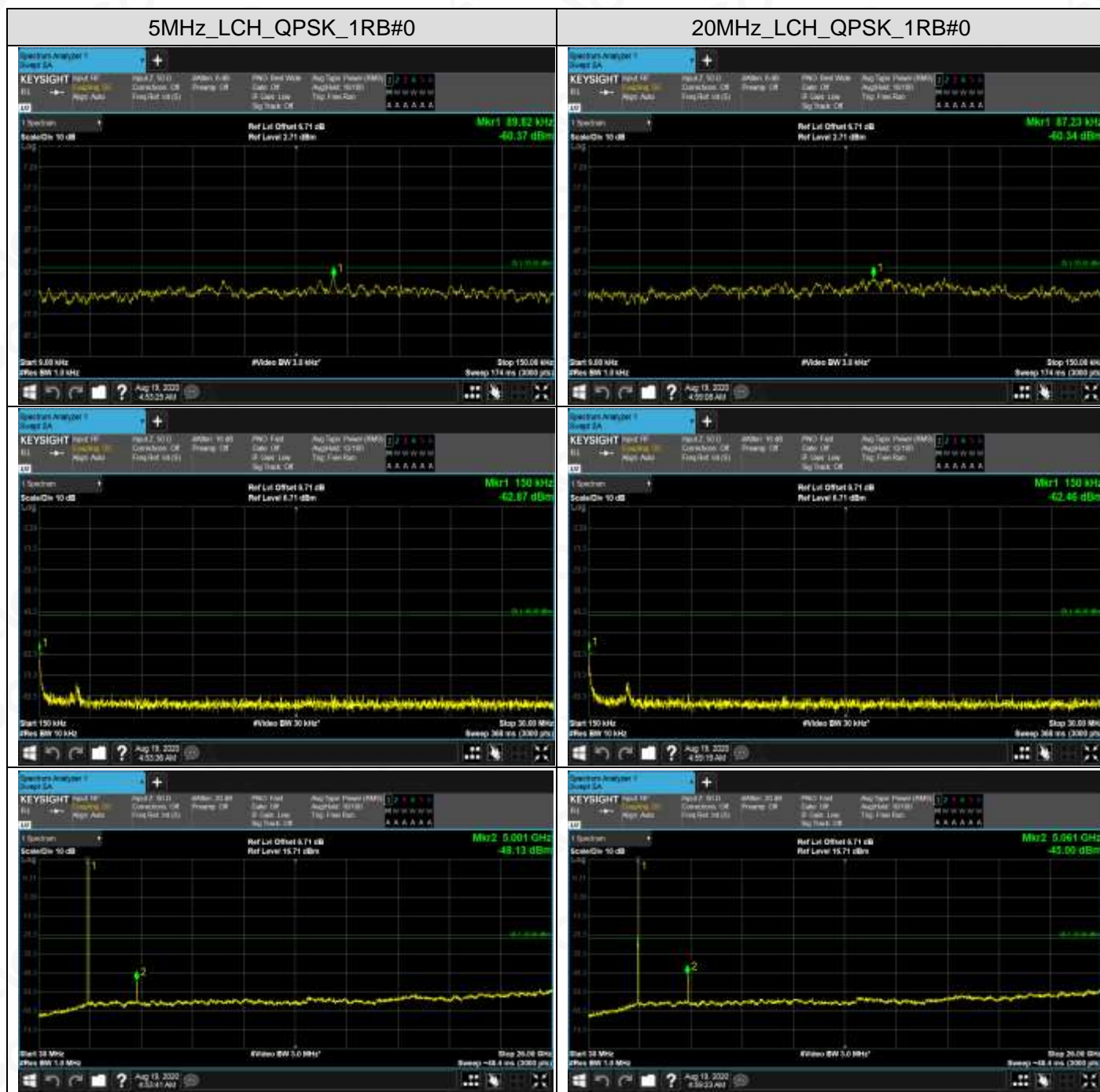


Any report having not been signed by authorized approver, or having been altered without authorization, or having not been stamped by the "Dedicated Testing/Inspection Stamp" is deemed to be invalid. Copying or excerpting portion of, or altering the content of the report is not permitted without the written authorization of AGC. The test results presented in the report apply only to the tested sample. Any objections to report issued by AGC should be submitted to AGC within 15days after the issuance of the test report. Further enquiry of validity or verification of the test report should be addressed to AGC by agc@agc-cert.com.

Attestation of Global Compliance(Shenzhen)Co., Ltd
Attestation of Global Compliance(Shenzhen)Std & Tech Co., Ltd
Tel: +86-755 2523 4088 E-mail: agc@agc-cert.com Web: <http://cn.agc-cert.com/>



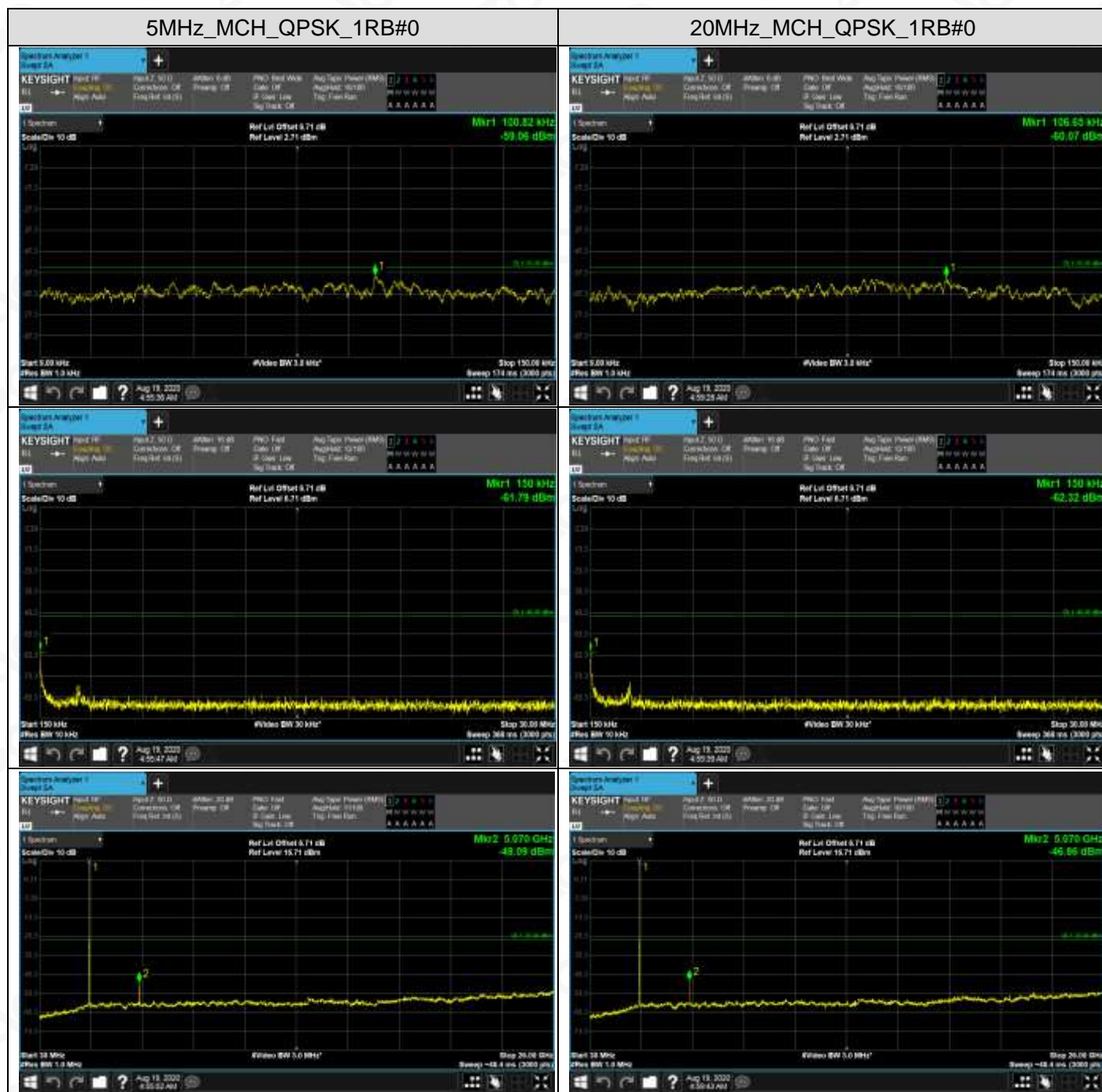
TEST PLOTS FOR CONDUCTED SPURIOUS EMISSION LTE BAND 7



Any report having not been signed by authorized approver, or having been altered without authorization, or having not been stamped by the "Dedicated Testing/Inspection Stamp" is deemed to be invalid. Copying or excerpting portion of, or altering the content of the report is not permitted without the written authorization of AGC. The test results presented in the report apply only to the tested sample. Any objections to report issued by AGC should be submitted to AGC within 15days after the issuance of the test report. Further enquiry of validity or verification of the test report should be addressed to AGC by agc@agc-cert.com.

Attestation of Global Compliance(Shenzhen)Co., Ltd
Attestation of Global Compliance(Shenzhen)Std & Tech Co., Ltd
Tel: +86-755 2523 4088 E-mail: agc@agc-cert.com Web: http://cn.agc-cert.com/

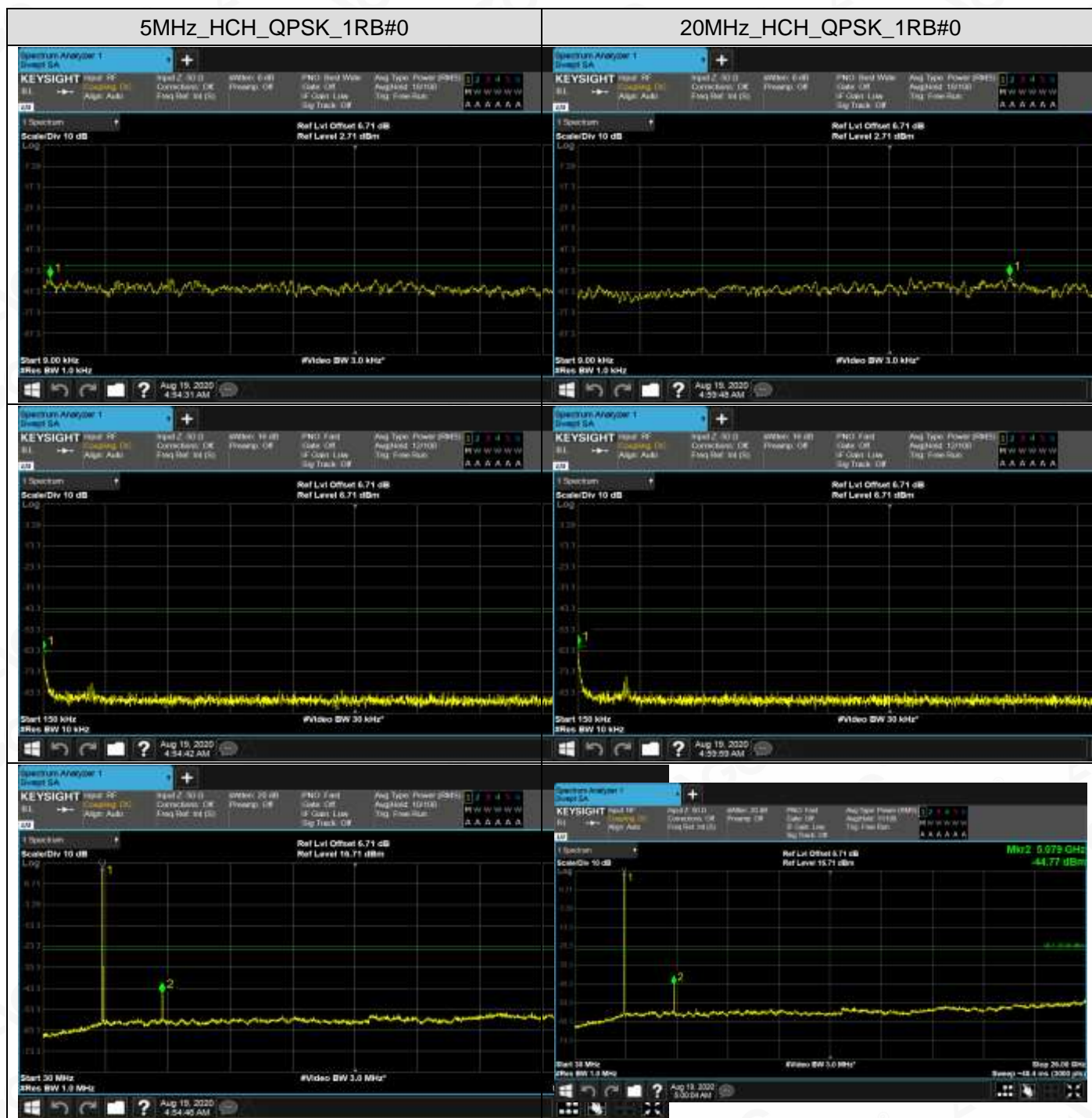




Any report having not been signed by authorized approver, or having been altered without authorization, or having not been stamped by the "Dedicated Testing/Inspection Stamp" is deemed to be invalid. Copying or excerpting portion of, or altering the content of the report is not permitted without the written authorization of AGC. The test results presented in the report apply only to the tested sample. Any objections to report issued by AGC should be submitted to AGC within 15days after the issuance of the test report. Further enquiry of validity or verification of the test report should be addressed to AGC by agc@agc-cert.com.

Attestation of Global Compliance(Shenzhen)Co., Ltd
Attestation of Global Compliance(Shenzhen)Std & Tech Co., Ltd
Tel: +86-755 2523 4088 E-mail: agc@agc-cert.com Web: http://cn.agc-cert.com/



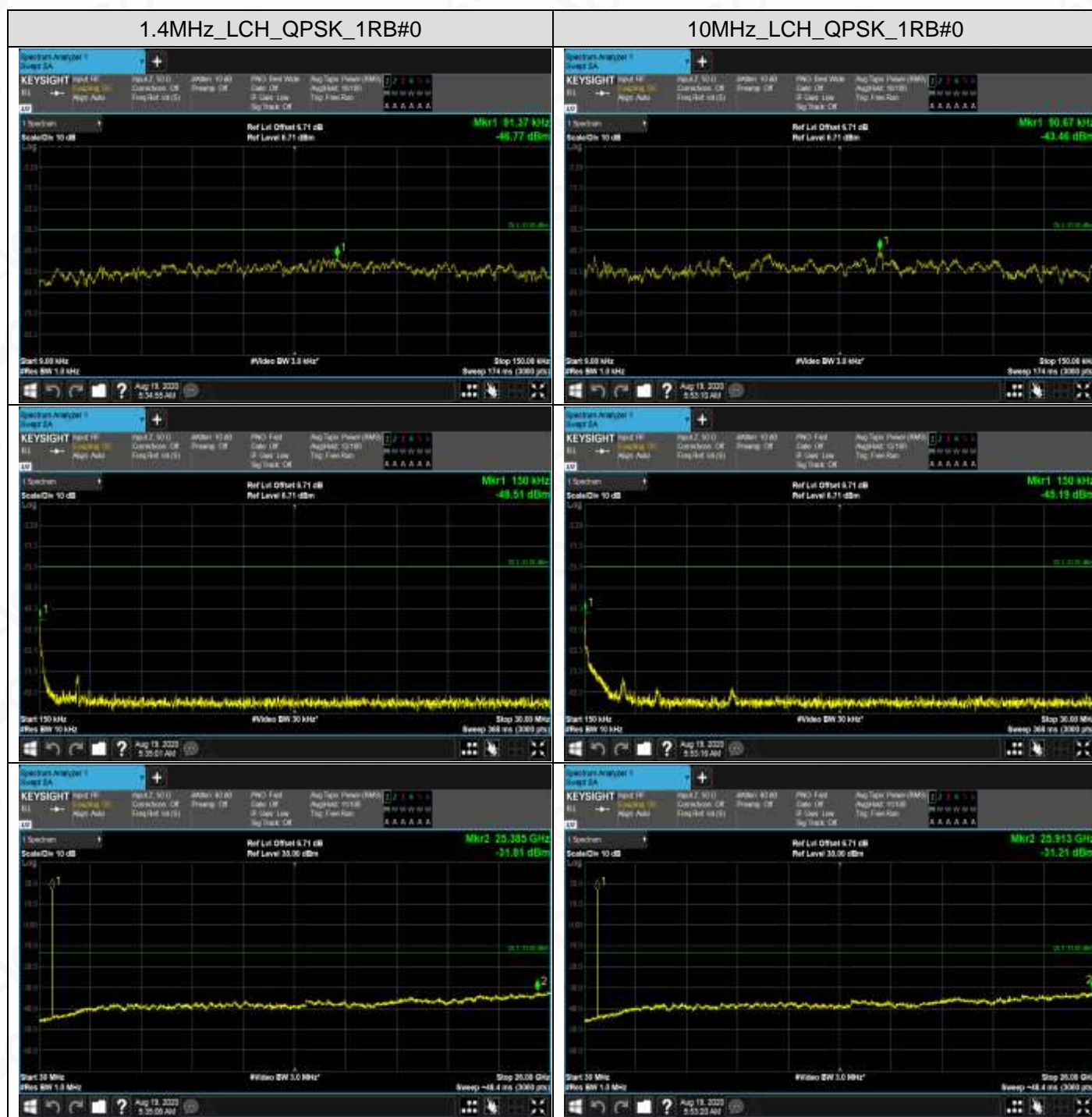


Any report having not been signed by authorized approver, or having been altered without authorization, or having not been stamped by the "Dedicated Testing/Inspection Stamp" is deemed to be invalid. Copying or excerpting portion of, or altering the content of the report is not permitted without the written authorization of AGC. The test results presented in the report apply only to the tested sample. Any objections to report issued by AGC should be submitted to AGC within 15days after the issuance of the test report. Further enquiry of validity or verification of the test report should be addressed to AGC by agc@agc-cert.com.

Attestation of Global Compliance(Shenzhen)Co., Ltd
Attestation of Global Compliance(Shenzhen)Std & Tech Co., Ltd
Tel: +86-755 2523 4088 E-mail: agc@agc-cert.com Web: <http://cn.agc-cert.com/>



TEST PLOTS FOR CONDUCTED SPURIOUS EMISSION LTE BAND 12



Any report having not been signed by authorized approver, or having been altered without authorization, or having not been stamped by the "Dedicated Testing/Inspection Stamp" is deemed to be invalid. Copying or excerpting portion of, or altering the content of the report is not permitted without the written authorization of AGC. The test results presented in the report apply only to the tested sample. Any objections to report issued by AGC should be submitted to AGC within 15days after the issuance of the test report. Further enquiry of validity or verification of the test report should be addressed to AGC by agc@agc-cert.com.

Attestation of Global Compliance(Shenzhen)Co., Ltd
Attestation of Global Compliance(Shenzhen)Std & Tech Co., Ltd
Tel: +86-755 2523 4088 E-mail: agc@agc-cert.com Web: http://cn.agc-cert.com/

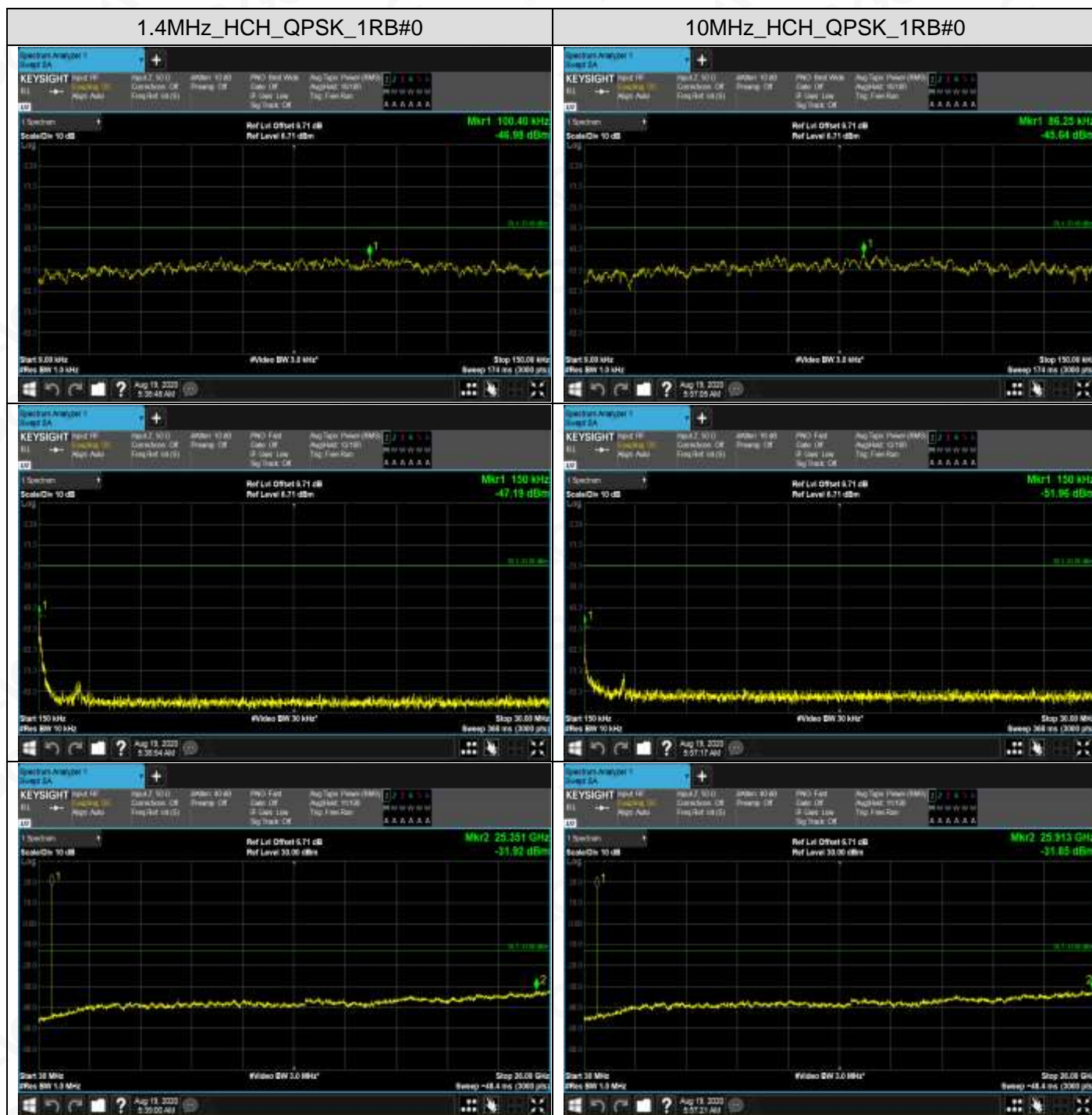




Any report having not been signed by authorized approver, or having been altered without authorization, or having not been stamped by the "Dedicated Testing/Inspection Stamp" is deemed to be invalid. Copying or excerpting portion of, or altering the content of the report is not permitted without the written authorization of AGC. The test results presented in the report apply only to the tested sample. Any objections to report issued by AGC should be submitted to AGC within 15days after the issuance of the test report. Further enquiry of validity or verification of the test report should be addressed to AGC by agc@agc-cert.com.

Attestation of Global Compliance(Shenzhen)Co., Ltd
Attestation of Global Compliance(Shenzhen)Std & Tech Co., Ltd
Tel: +86-755 2523 4088 E-mail: agc@agc-cert.com Web: <http://cn.agc-cert.com/>



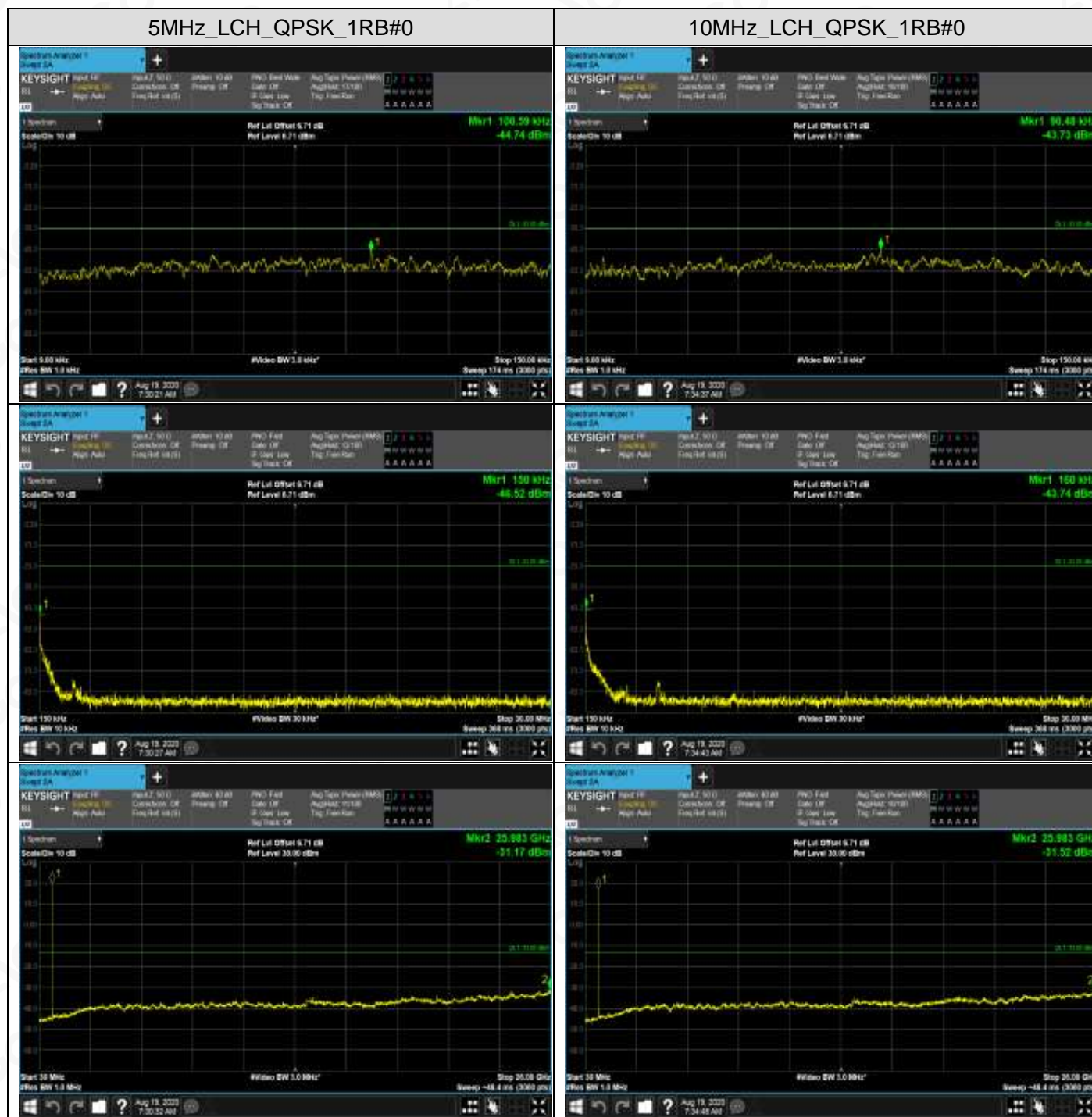


Any report having not been signed by authorized approver, or having been altered without authorization, or having not been stamped by the "Dedicated Testing/Inspection Stamp" is deemed to be invalid. Copying or excerpting portion of, or altering the content of the report is not permitted without the written authorization of AGC. The test results presented in the report apply only to the tested sample. Any objections to report issued by AGC should be submitted to AGC within 15days after the issuance of the test report. Further enquiry of validity or verification of the test report should be addressed to AGC by agc@agc-cert.com.

Attestation of Global Compliance(Shenzhen)Co., Ltd
Attestation of Global Compliance(Shenzhen)Std & Tech Co., Ltd
Tel: +86-755 2523 4088 E-mail: agc@agc-cert.com Web: http://cn.agc-cert.com/



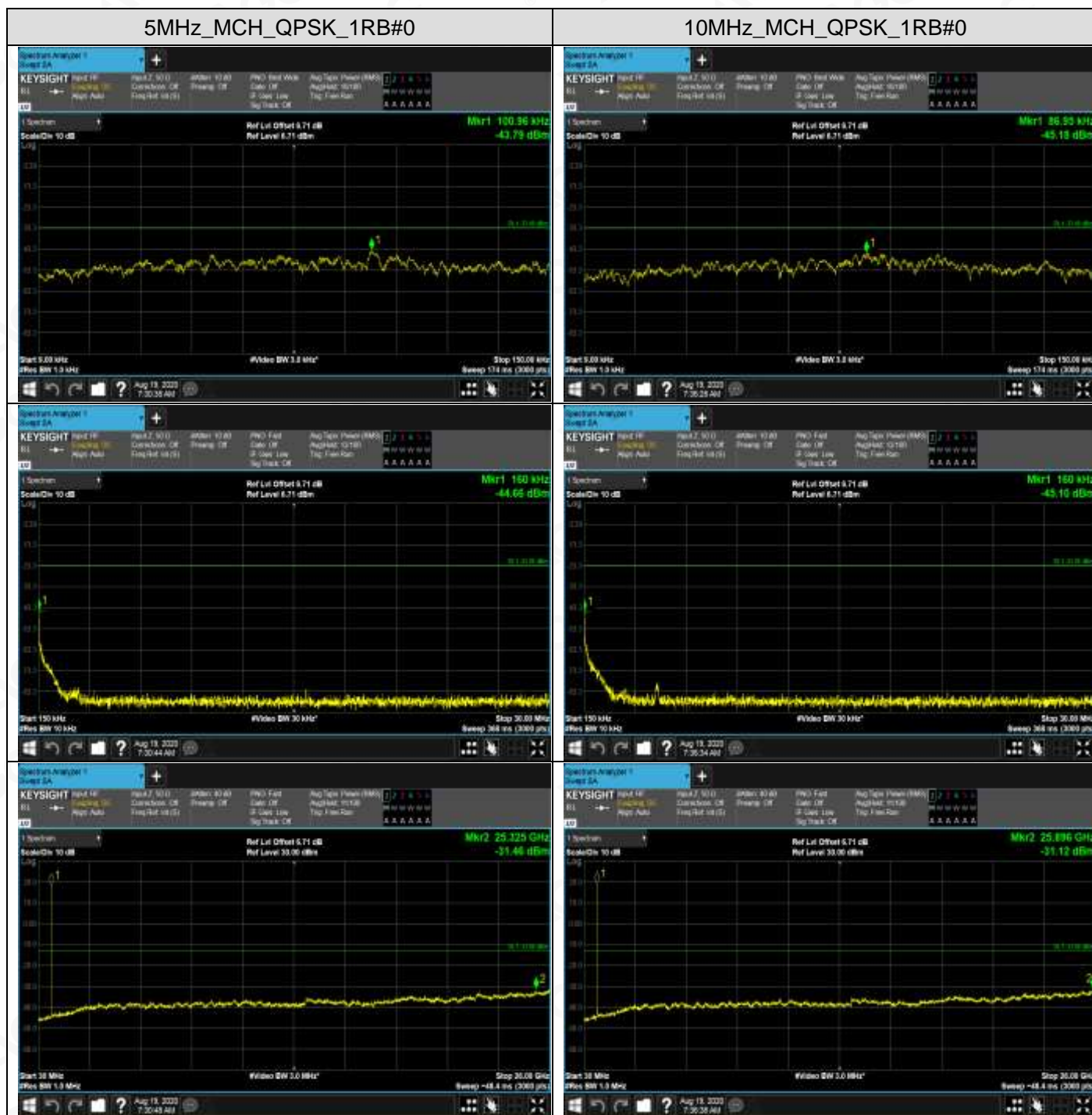
TEST PLOTS FOR CONDUCTED SPURIOUS EMISSION LTE BAND 17



Any report having not been signed by authorized approver, or having been altered without authorization, or having not been stamped by the "Dedicated Testing/Inspection Stamp" is deemed to be invalid. Copying or excerpting portion of, or altering the content of the report is not permitted without the written authorization of AGC. The test results presented in the report apply only to the tested sample. Any objections to report issued by AGC should be submitted to AGC within 15 days after the issuance of the test report. Further enquiry of validity or verification of the test report should be addressed to AGC by agc@agc-cert.com.

Attestation of Global Compliance(Shenzhen)Co., Ltd
Attestation of Global Compliance(Shenzhen)Std & Tech Co., Ltd
Tel: +86-755 2523 4088 E-mail: agc@agc-cert.com Web: <http://cn.agc-cert.com/>

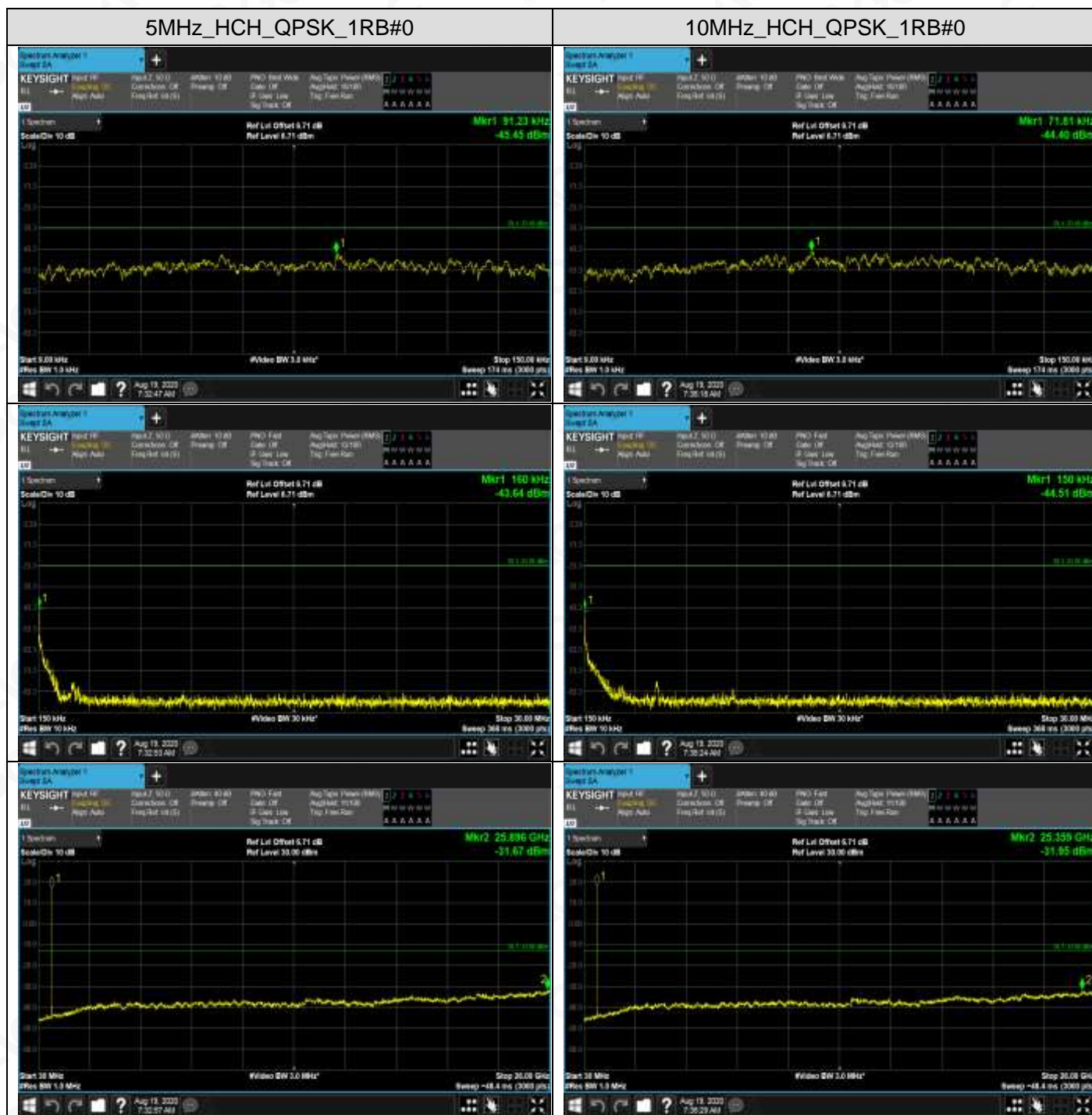




Any report having not been signed by authorized approver, or having been altered without authorization, or having not been stamped by the "Dedicated Testing/Inspection Stamp" is deemed to be invalid. Copying or excerpting portion of, or altering the content of the report is not permitted without the written authorization of AGC. The test results presented in the report apply only to the tested sample. Any objections to report issued by AGC should be submitted to AGC within 15days after the issuance of the test report. Further enquiry of validity or verification of the test report should be addressed to AGC by agc@agc-cert.com.

Attestation of Global Compliance(Shenzhen)Co., Ltd
Attestation of Global Compliance(Shenzhen)Std & Tech Co., Ltd
Tel: +86-755 2523 4088 E-mail: agc@agc-cert.com Web: <http://cn.agc-cert.com/>





Any report having not been signed by authorized approver, or having been altered without authorization, or having not been stamped by the "Dedicated Testing/Inspection Stamp" is deemed to be invalid. Copying or excerpting portion of, or altering the content of the report is not permitted without the written authorization of AGC. The test results presented in the report apply only to the tested sample. Any objections to report issued by AGC should be submitted to AGC within 15 days after the issuance of the test report. Further enquiry of validity or verification of the test report should be addressed to AGC by agc@agc-cert.com.

Attestation of Global Compliance(Shenzhen)Co., Ltd
Attestation of Global Compliance(Shenzhen)Std & Tech Co., Ltd
Tel: +86-755 2523 4088 E-mail: agc@agc-cert.com Web: http://cn.agc-cert.com/



APPENDIX B TEST PLOTS FOR OCCUPIED BANDWIDTH (99%) EMISSION BANDWIDTH (-26dBc)

LTE Band 2 Channel Bandwidth: 1.4 MHz



Any report having not been signed by authorized approver, or having been altered without authorization, or having not been stamped by the "Dedicated Testing/Inspection Stamp" is deemed to be invalid. Copying or excerpting portion of, or altering the content of the report is not permitted without the written authorization of AGC. The test results presented in the report apply only to the tested sample. Any objections to report issued by AGC should be submitted to AGC within 15days after the issuance of the test report. Further enquiry of validity or verification of the test report should be addressed to AGC by agc@agc-cert.com.

Attestation of Global Compliance(Shenzhen)Co., Ltd
Attestation of Global Compliance(Shenzhen)Std & Tech Co., Ltd
Tel: +86-755 2523 4088 E-mail: agc@agc-cert.com Web: <http://cn.agc-cert.com/>



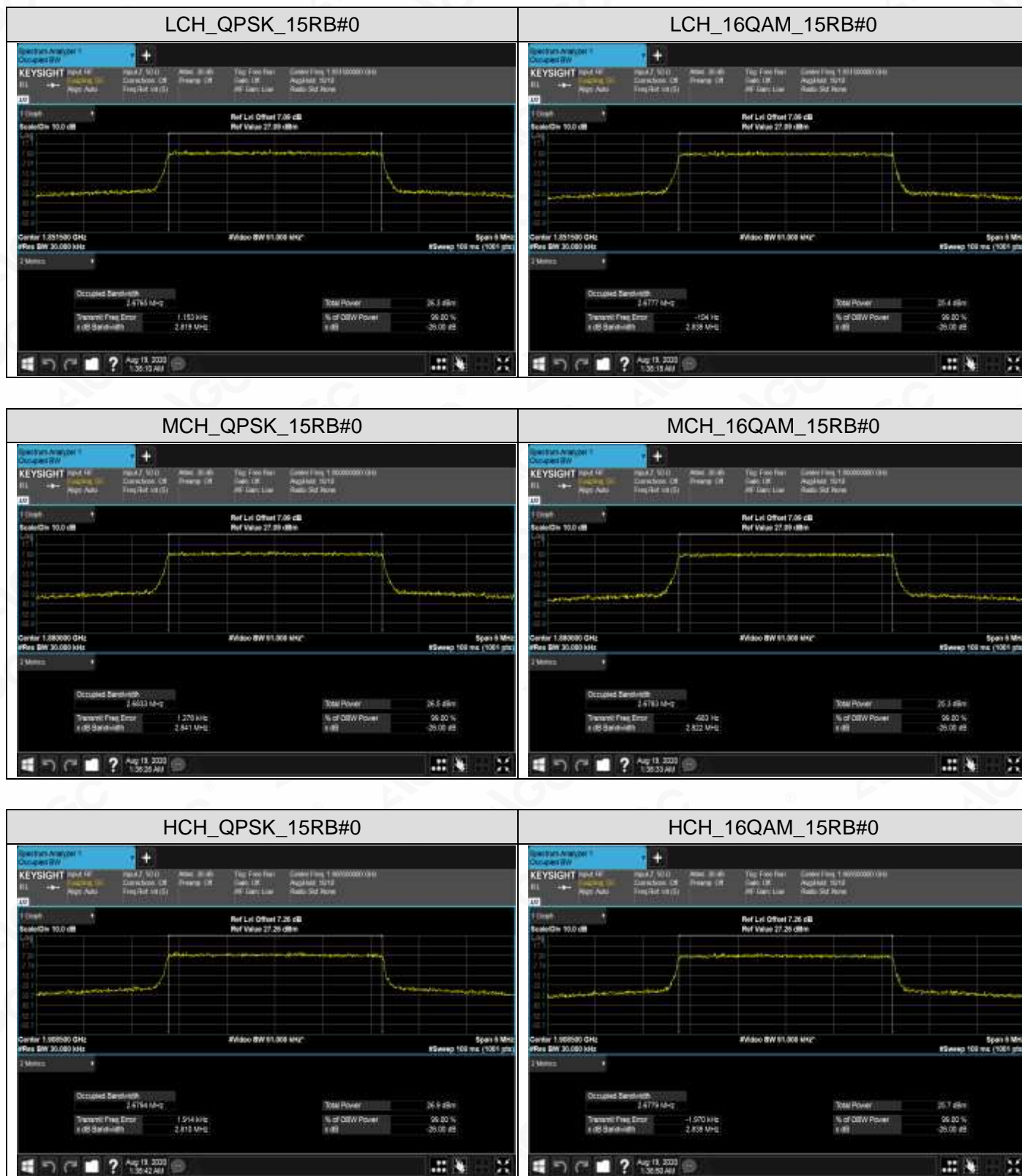


Any report having not been signed by authorized approver, or having been altered without authorization, or having not been stamped by the "Dedicated Testing/Inspection Stamp" is deemed to be invalid. Copying or excerpting portion of, or altering the content of the report is not permitted without the written authorization of AGC. The test results presented in the report apply only to the tested sample. Any objections to report issued by AGC should be submitted to AGC within 15days after the issuance of the test report. Further enquiry of validity or verification of the test report should be addressed to AGC by agc@agc-cert.com.

Attestation of Global Compliance(Shenzhen)Co., Ltd
Attestation of Global Compliance(Shenzhen)Std & Tech Co., Ltd
Tel: +86-755 2523 4088 E-mail: agc@agc-cert.com Web: <http://cn.agc-cert.com/>



Channel Bandwidth: 3 MHz



Any report having not been signed by authorized approver, or having been altered without authorization, or having not been stamped by the "Dedicated Testing/Inspection Stamp" is deemed to be invalid. Copying or excerpting portion of, or altering the content of the report is not permitted without the written authorization of AGC. The test results presented in the report apply only to the tested sample. Any objections to report issued by AGC should be submitted to AGC within 15days after the issuance of the test report. Further enquiry of validity or verification of the test report should be addressed to AGC by agc@agc-cert.com.

Attestation of Global Compliance(Shenzhen)Co., Ltd
Attestation of Global Compliance(Shenzhen)Std & Tech Co., Ltd
Tel: +86-755 2523 4088 E-mail: agc@agc-cert.com Web: http://cn.agc-cert.com/



Channel Bandwidth: 5 MHz



Any report having not been signed by authorized approver, or having been altered without authorization, or having not been stamped by the "Dedicated Testing/Inspection Stamp" is deemed to be invalid. Copying or excerpting portion of, or altering the content of the report is not permitted without the written authorization of AGC. The test results presented in the report apply only to the tested sample. Any objections to report issued by AGC should be submitted to AGC within 15days after the issuance of the test report. Further enquiry of validity or verification of the test report should be addressed to AGC by agc@agc-cert.com.

Attestation of Global Compliance(Shenzhen)Co., Ltd
Attestation of Global Compliance(Shenzhen)Std & Tech Co., Ltd
Tel: +86-755 2523 4088 E-mail: agc@agc-cert.com Web: <http://cn.agc-cert.com/>



Channel Bandwidth: 10 MHz



Any report having not been signed by authorized approver, or having been altered without authorization, or having not been stamped by the "Dedicated Testing/Inspection Stamp" is deemed to be invalid. Copying or excerpting portion of, or altering the content of the report is not permitted without the written authorization of AGC. The test results presented in the report apply only to the tested sample. Any objections to report issued by AGC should be submitted to AGC within 15days after the issuance of the test report. Further enquiry of validity or verification of the test report should be addressed to AGC by agc@agc-cert.com.

Attestation of Global Compliance(Shenzhen)Co., Ltd
Attestation of Global Compliance(Shenzhen)Std & Tech Co., Ltd
Tel: +86-755 2523 4088 E-mail: agc@agc-cert.com Web: http://cn.agc-cert.com/



Channel Bandwidth: 15 MHz



Any report having not been signed by authorized approver, or having been altered without authorization, or having not been stamped by the "Dedicated Testing/Inspection Stamp" is deemed to be invalid. Copying or excerpting portion of, or altering the content of the report is not permitted without the written authorization of AGC. The test results presented in the report apply only to the tested sample. Any objections to report issued by AGC should be submitted to AGC within 15days after the issuance of the test report. Further enquiry of validity or verification of the test report should be addressed to AGC by agc@agc-cert.com.

Attestation of Global Compliance(Shenzhen)Co., Ltd
Attestation of Global Compliance(Shenzhen)Std & Tech Co., Ltd
Tel: +86-755 2523 4088 E-mail: agc@agc-cert.com Web: http://cn.agc-cert.com/



Channel Bandwidth: 20 MHz



Any report having not been signed by authorized approver, or having been altered without authorization, or having not been stamped by the "Dedicated Testing/Inspection Stamp" is deemed to be invalid. Copying or excerpting portion of, or altering the content of the report is not permitted without the written authorization of AGC. The test results presented in the report apply only to the tested sample. Any objections to report issued by AGC should be submitted to AGC within 15days after the issuance of the test report. Further enquiry of validity or verification of the test report should be addressed to AGC by agc@agc-cert.com.

Attestation of Global Compliance(Shenzhen)Co., Ltd
Attestation of Global Compliance(Shenzhen)Std & Tech Co., Ltd
Tel: +86-755 2523 4088 E-mail: agc@agc-cert.com Web: <http://cn.agc-cert.com/>



LTE Band 4

Channel Bandwidth: 1.4 MHz



Any report having not been signed by authorized approver, or having been altered without authorization, or having not been stamped by the "Dedicated Testing/Inspection Stamp" is deemed to be invalid. Copying or excerpting portion of, or altering the content of the report is not permitted without the written authorization of AGC. The test results presented in the report apply only to the tested sample. Any objections to report issued by AGC should be submitted to AGC within 15days after the issuance of the test report. Further enquiry of validity or verification of the test report should be addressed to AGC by agc@agc-cert.com.

Attestation of Global Compliance(Shenzhen)Co., Ltd
 Attestation of Global Compliance(Shenzhen)Std & Tech Co., Ltd
 Tel: +86-755 2523 4088 E-mail: agc@agc-cert.com Web: http://cn.agc-cert.com/

