

FCC ID: 2AHVNOFIX5000002  
IC ID: 21309-5000OFIX002

Model 5505





Figure 0-1 Radiated Spurious Emissions Test Setup 30 MHz-1 GHz Battery Mode Front Side



Figure 0-2 Radiated Spurious Emissions Test Setup 30 MHz-1 GHz Battery Mode Back Side




**Figure 0-3 Radiated Spurious Emissions Test Setup 9 kHz-30 MHz Battery Mode**



**Figure 0-4 Radiated Spurious Emissions Test Setup 1 GHz-18 GHz Battery Mode Front Side**






**Figure 0-5 Radiated Spurious Emissions Test Setup 1 GHz-18 GHz Battery Mode Back Side**



**Figure 0-6 Radiated Spurious Emissions Test Setup Above 18 GHz**




**Figure 0-7 Radiated Emissions Test Setup Above 1 GHz Battery Mode Front Side**




**Figure 0-8 Radiated Emissions Test Setup Above 1 GHz Battery Mode Back Side**






**Figure 0-9 Radiated Spurious Emissions Test Setup 30 MHz-1 GHz Charging Mode Front Side**



**Figure 0-10 Radiated Spurious Emissions Test Setup 30 MHz-1 GHz Charging Mode Back Side**




**Figure 0-11 Radiated Spurious Emissions Test Setup 9 kHz-30 MHz Charging Mode**




**Figure 0-12 Radiated Spurious Emissions Test Setup 1 GHz-18 GHz Charging Mode Back Side**





**Figure 0-13 Radiated Test Setup Emissions Above 1 GHz Charging Mode Back Side**




**Figure 0-14 Conducted Emissions Test Setup**

**Model 5314R**




**Figure 0-15 Radiated Spurious Emissions Test Setup 30 MHz-1 GHz Battery Mode Front Side**



**Figure 0-16 Radiated Spurious Emissions Test Setup 30 MHz-1 GHz Battery Mode Back Side**





**Figure 0-17 Radiated Spurious Emissions Test Setup 9 kHz-30 MHz Battery Mode**



**Figure 0-18 Radiated Spurious Emissions Test Setup 1 GHz-18 GHz Battery Mode Front Side**



**Figure 0-19 Radiated Spurious Emissions Test Setup 1 GHz-18 GHz Battery Mode Back Side**



**Figure 0-20 Radiated Spurious Emissions Test Setup Above 18 GHz**





Figure 0-21 Radiated Emissions Test Setup Above 1 GHz Battery Mode Back Side






Figure 0-22 Radiated Spurious Emissions Test Setup 30 MHz-1 GHz Charging Mode Front Side




**Figure 0-23 Radiated Spurious Emissions Test Setup 30 MHz-1 GHz Charging Mode Back Side**




**Figure 0-24 Radiated Spurious Emissions Test Setup 9 kHz-30 MHz Charging Mode**






**Figure 0-25 Radiated Spurious Emissions Test Setup 1 GHz-18 GHz Charging Mode Front Side**



**Figure 0-26 Radiated Spurious Emissions Test Setup 1 GHz-18 GHz Charging Mode Back Side**




**Figure 0-27 Radiated Test Setup Emissions Above 1 GHz Charging Mode Back Side**




**Figure 0-28 Conducted Emissions Test Setup**




**Model 5212**



**Figure 0-29 Radiated Spurious Emissions Test Setup 30 MHz-1 GHz Battery Mode Front Side**



**Figure 0-30 Radiated Spurious Emissions Test Setup 30 MHz-1 GHz Battery Mode Back Side**



**Figure 0-31 Radiated Spurious Emissions Test Setup 9 kHz-30 MHz Battery Mode**



**Figure 0-32 Radiated Spurious Emissions Test Setup 1 GHz-18 GHz Battery Mode Front Side**






**Figure 0-33 Radiated Spurious Emissions Test Setup 1 GHz-18 GHz Battery Mode Back Side**



**Figure 0-34 Radiated Spurious Emissions Test Setup Above 18 GHz Battery Mode**




**Figure 0-35 Radiated Emissions Test Setup Above 1 GHz Battery Mode Back Side**



**Figure 0-36 Radiated Spurious Emissions Test Setup 30 MHz-1 GHz Charging Mode Front Side**






**Figure 0-37 Radiated Spurious Emissions Test Setup 30 MHz-1 GHz Charging Mode Back Side**



**Figure 0-38 Radiated Spurious Emissions Test Setup 9 kHz-30 MHz Charging Mode**



**Figure 0-39 Radiated Spurious Emissions Test Setup 1 GHz-18 GHz Charging Mode Back Side**



**Figure 0-40 Radiated Test Setup Emissions Above 1 GHz Charging Mode Back Side**





**Figure 0-41 Conducted Emissions Test Setup**