

深圳泓德致新科技有限公司

Shenzhen Hongde Zhixin Technology Co., LTD

芯图电子

Xintu Electronics

WiFi 天线规格书


WiFi Antenna Specification sheet

Xintu Electronics			Project Name: XT70
Frequency band: WGB		May 15, 2025	Version: R:A
Research and development	structure: Zhuge Chong		Approval: Zhang Lin
	Radio Frequency: Sun Jian		
Customer Audit:		Customer approval	

HDZX-2707-WF-V03 WIFI 天线 黑色线长 L=130MM 1 代端子

**HDZX-2707-WF-V03 WIFI antenna black wire
length L=130MM, first-generation terminal**

Size:



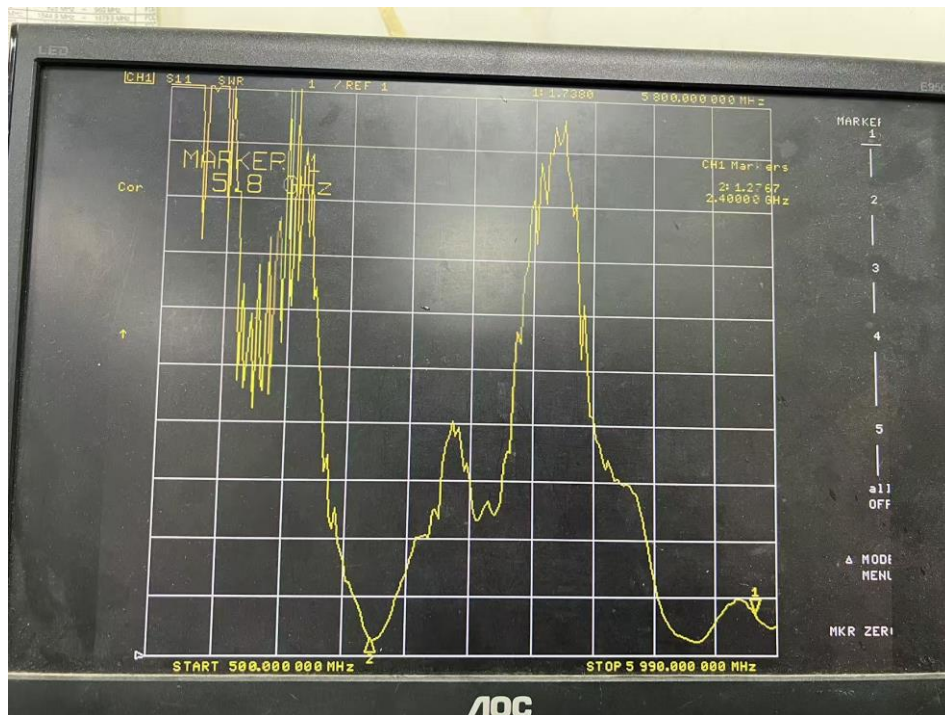
contents

HDZX-2707-WF-V03 WIFI antenna black wire length L=130MM, first-generation terminal	1
Size:	1
contents.....	2
1. PROJECT INFORMATION AND ELECTRICAL SPECIFICATION	3
1-1 Project picture	3
1-2 Frequency Band:	4
1-3 Impedance matching	4
2.VSWR	4
2-1 Measuring Method:	4
2-2 efficiency and Gain	5
3.*measuring and test instruments:	6
4.Microwave anechoic chamber, Agilent network analyzer, Agilent spectrum analyzer, 8960 comprehensive tester, standard antenna	6
5.*test method:	6
The equipment is placed at the center of the turntable on the H plane and fixed, on the same horizontal line as the center of the horn antenna	6
6. The production index	6
天线量产时，以驻波比作为量产测试标准。根据项目本身的差异,给出如下标准:	6
When antennas are mass-produced, the standing wave ratio is used as the mass production test standard. Based on the differences of the projects themselves, the following standards are provided	6

1. Project information and Electrical Specification

Those specifications were specially defined for WIFI/BT model, and all characteristics were measured under the model's handset testing jig .

1-1 Project picture



1-2 Frequency Band:

Frequency Band	2400-2500MHz 5000-5900MHz
Antenna Gain	3.4dbi
Debugging category	Coaxial +FPC welding
Wireless communication standard	802.11

1-3 Impedance matching

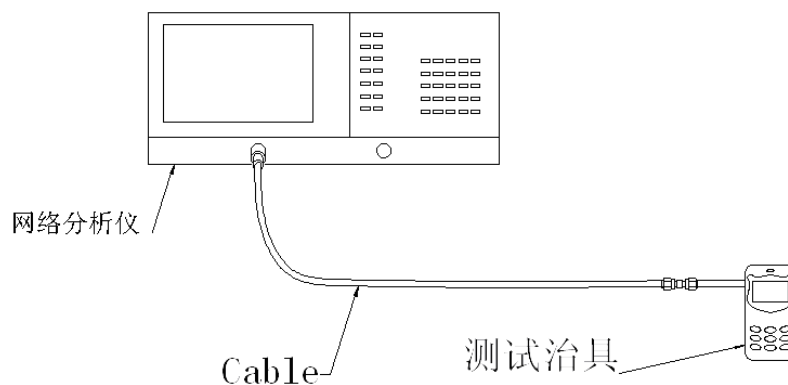
天线原匹配

2.VSWR

2-1 Measuring Method:

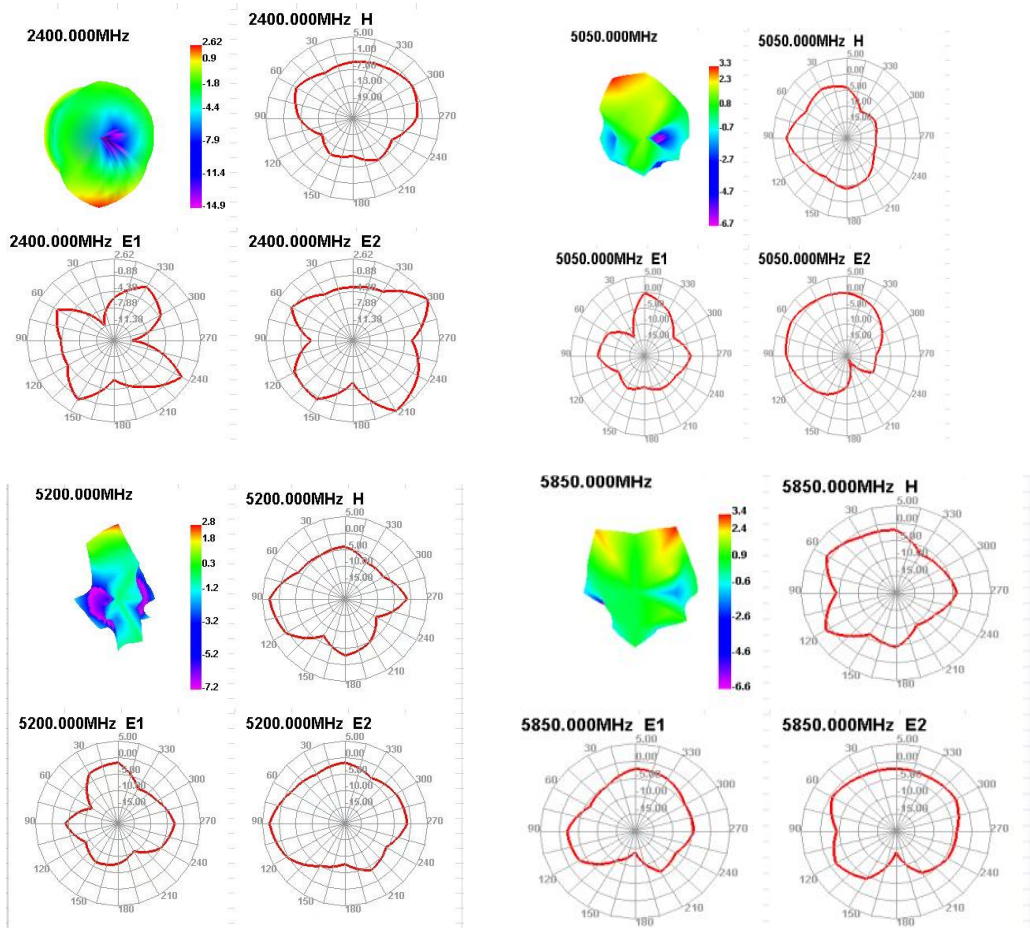
- 1. A $50\ \Omega$ coaxial cable is connected to the antenna. Then this cable is connected to a network analyzer to measure the VSWR,*
- 2. Keeping this jig away from metal at least 20cm.*

测试示意图如下:



2-2 efficiency and Gain

Frequency (MHZ)	2400	5050	5200	5850
效率 efficiency	27.97	30.43	31.40	34.5
增益 Gain (dbi)	2.62	3.3	2.8	3.4

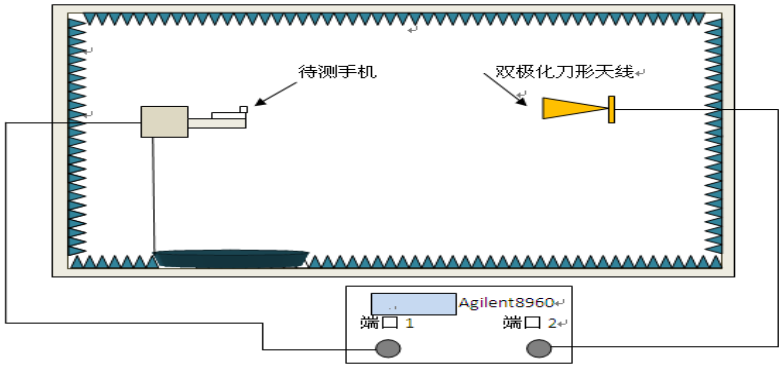


3.*measuring and test instruments:

4.Microwave anechoic chamber, Agilent network analyzer, Agilent spectrum analyzer, 8960 comprehensive tester, standard antenna

5.*test method:

The equipment is placed at the center of the turntable on the H plane and fixed, on the same horizontal line as the center of the horn antenna



6. The production index

天线量产时，以驻波比作为量产测试标准。根据项目本身的差异, 给出如下标准:

When antennas are mass-produced, the standing wave ratio is used as the mass production test standard. Based on the differences of the projects themselves, the following standards are provided

频率	量产标准
WIFI /BT(2400-2500MHZ)	VSWR (量产产品) < VSWR(设计样品)+0.5

