



PRODUCTS Instructions

CUSTOMER.	
Trade Mark	LongFar
PART NO.	LF-7WBD
SPEC NO.	LF20160120001
DESCRIPTION	Smart Music Wall Lamp
DATE	2016-01-20

CUSTOMER AUTHORIZED SIGNATURE	

Please return to us one copy of "SPECIFICATION FOR APPROVAL" with your approved signature.

R&D DEPARTMENT		
PREPARED	CHECKED	APPROVED



Directory

1.Product Descriptions	3
2.Overview of product design structure	3
3. Overall structure diagram	3
4. Datasheet	4
5. Installation	5
5.1 App Install	5
5.2 Electronical Installation	6
6. Product packing.....	6
7. Note items between.....	7
8.Declaration	7



1. Product Descriptions

This is a fresh new Bluetooth Smart LED speaker light, allowing you to combine your light with music and control both from your mobile device, Compatible with most Bluetooth wireless enabled devices. For music playback, The advanced acoustic technology delivers a clear and big sound. Scanning QR code on the package, Download and install APP software, then you can enjoy the LED smart music wall lamp.

Personalize your lighting with a color palette of over 16 million colors or lets your light change to match your music. As a wall lamp, of course it can be used as normal lighting, also dimmable.

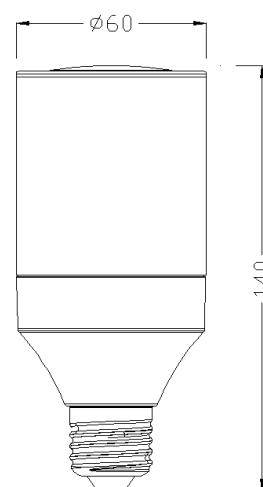

2. Overview of product design structure

- High efficiency LED chip for normal lighting LED
- Full colorful LED chip
- bluetooth 4.0 module
- High quality speaker
- High efficiency heat conduction
- Energy saving and easy for maintance

3. Overall structure diagram



Can change the color to match your requirement.



4. Datasheet

Type	Product:	Smart Music Wall Lamp 7w (7w)
	Model No.:	LF-7WBD
Electronical	Input Voltage: (V)	AC 100V-240V
	Frequency: (mA)	50Hz/60Hz



	Power: (W)	7W
	Power Factor: (PF)	0.4
	Total Harmonic Distortion: (总谐波 THD)	<20%
	Certificates:	CE、FCC
Optical	Cover Material:	PMMA (diffuse)
	Beam Angle:	180°
	LED Quantity: (LED)	RGB: 6pcs / White: 20cs
	LED Package: (LED)	SMD5050 、 SMD2835
	Luminous Efficiency: (lm/W)	≥50
	Color Temperature: (CCT)	5000-5000K
	Color Render Index: (CRI)	≥80
Lamp Structure	Housing Material:	PC+PMMA cover PC
	Diameter: (mm)	φ60mm ×140mm
	Installation Hole: (mm)	E27 Lamp holder
Others	Installation Type:	E27 cap
	Application:	Hotels, Bedroom, Aisles, Restaurants, Offices etc.
	Ambient Humidity:	10%~90%R.H.
	Ambient Temperature:	-20°C~+45°C
	Storage Temperature:	-20°C~50°C
	Housing Temperature (working):	<60°C (Ta=25°C)
	Lifespan: (Ta 25°C)	20000H

Remarks:

1. All pictures&data above are only for your reference, models may slightly differ due to factory operation.
2. According to demand of CE and other Rules, Power Tolerance $\pm 10\%$ and CRI ± 5 .
3. Lumen Output Tolerance 90% – 120%
4. Beam Angle Tolerance $\pm 3^\circ$ (angle below 25°) or $\pm 5^\circ$ (angle above 25°)
5. All Data were gained at Ambient Temperature 25°C

5. Installation



5.1 App Install

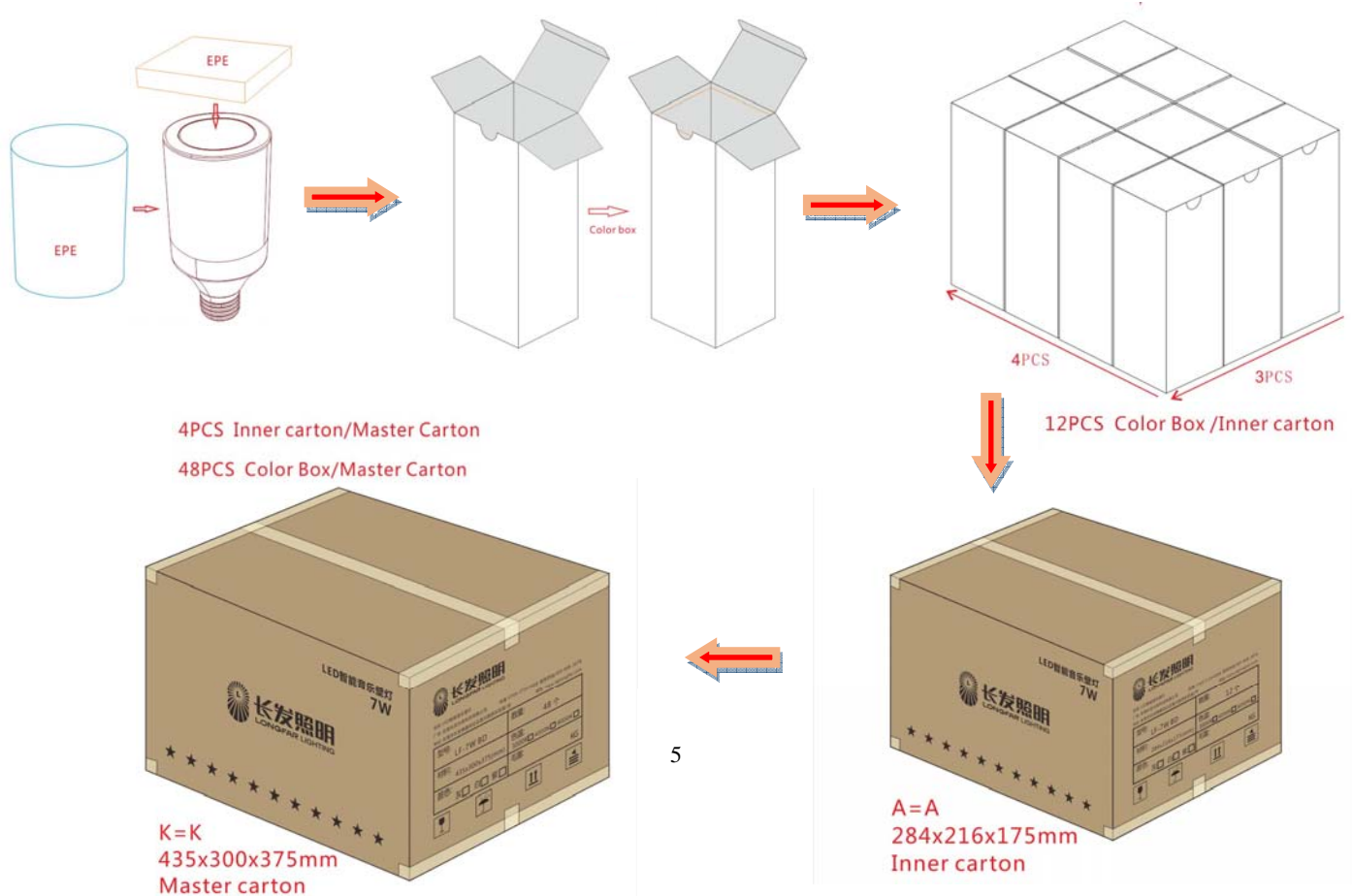
1. Scanning QR code on the package,Download and install APP software
2. Power on your wall lamp
3. Turn on the bluetooth function on your phone
4. Open App icon "Longfar " , the software will remind you to open the bluetooth of mobie device and pair with “ LF-BD0-A” , and access to music play interface and lighthig control interface after sucessful pairing.

5.2 Electronical Installation

Please pay more attention to the below instructions while installation, in order to avoid any possible Fire Hazard, Electric Shock or Personal harm。

1. Cut off Electricity before installation.
2. The product only used in DRY environment
3. Please do not block any objects on the lamp (distance scale within 70mm), which will definitely affect heat emission while lamp's working
4. Please double check before getting electricity on if wiring is100% OK, make sure Voltage for lamp is right and no Short-Circuit.
5. The Lamp can be directly connected to City Electric Supply and there'll be detailed User's Manual and Wiring Diagram.

6. Product packing





7. Note items between

1. The Lamp is only for Indoor and Dry application, keep away from Heat, Steam, Wet, Oil, Corrosion etc, which may affect its permance and shorten the lifespan.
2. Please strictly follow the instructions while installation to avoid any Hazard or damages.
3. Any installation, check or maintenance should be done by professional, please do not DIY if without enough related knowledge.
4. For better and long performance, please clean the lamp at least every half year with soft cloth. (Do not use Alcohol or Thinner as cleaner which may damage the lamp surface)
5. Do not expose the lamp under strong sunshine, heat sources or other high-temperature places, and storage boxes cannot be piled up exceeding the requirements.

8. Declaration

To Valued Clients:

Thanks very much for choosing LED Lighting products from Dongguan Longfar Optoelectronics Technology Co.,Ltd, all data in the specification (including appearance, color, parameters etc.) are only for your reference, Dongguan Longfar Optoelectronic Technology Co.,Ltd reserves the rights to make any modification or cancel this specification without prior notice due to any improvement on its models.

Should any questions please feel free to contact our Sales or After-sale services, answers will be given within 24 hours.

Thank you again!

Dongguan Longfar Optoelectronic Technology Co.,Ltd



This equipment has been tested and found to comply with the limits for a Class B digital device, pursuant to part 15 of the FCC Rules. These limits are designed to provide reasonable protection against harmful interference in a residential installation. This equipment generates, uses and can radiate radio frequency energy and, if not installed and used in accordance with the instructions, may cause harmful interference to radio communications. However, there is no guarantee that interference will not occur in a particular installation. If this equipment does cause harmful interference to radio or television reception, which can be determined by turning the equipment off and on, the user is encouraged to try to correct the interference by one or more of the following measures:

- Reorient or relocate the receiving antenna.
- Increase the separation between the equipment and receiver.
- Connect the equipment into an outlet on a circuit different from that to which the receiver is connected.
- Consult the dealer or an experienced radio/TV technician for help.

Caution: Any changes or modifications to this device not explicitly approved by manufacturer could void your authority to operate this equipment.

This device complies with part 15 of the FCC Rules. Operation is subject to the following two conditions: (1) This device may not cause harmful interference, and (2) this device must accept any interference received, including interference that may cause undesired operation.

This equipment complies with FCC radiation exposure limits set forth for an uncontrolled environment. This equipment should be installed and operated with minimum distance 20cm between the radiator & your body.