




## TEST SETUP PHOTOS


for Part 22&24

Occupied Bandwidth, Conducted Power Measurement, Spurious Emission At Antenna Terminals (+/- 1MHz), Conducted Spurious Emission Measurement Setup






Frequency Stability Under Temperature & Voltage Variations Setup






Radiated Spurious Measurement(Blow 30MHz) Setup



ERP Test, Radiated Spurious Measurement(30MHz to 1GHz) Setup



Radiated Spurious Measurement (Above 1GHz), EIRP Test Setup

