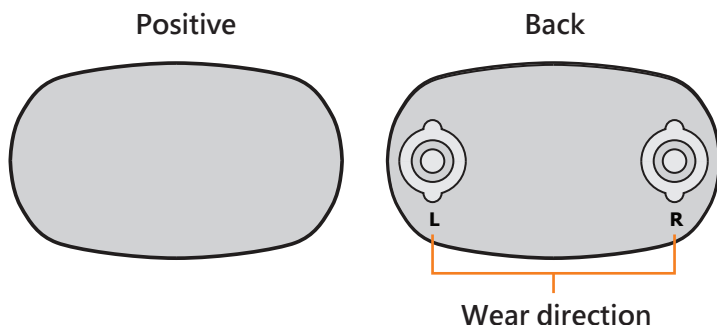
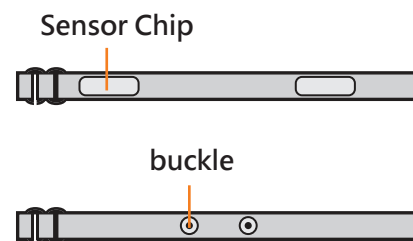


Introduction

i-Heart




Induction belt



How to Wear i-Heart

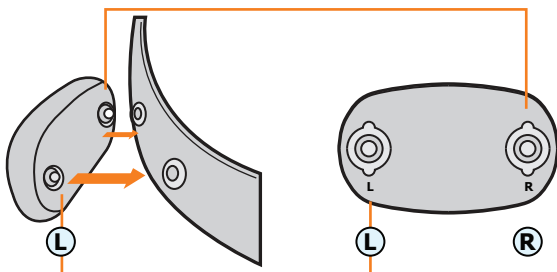
- 1 Please use water to wet patch induction



Important notice

To conserve battery power, when the i-Heart have not fasten on to induction belt is off.
The belt of induction area must to get wet and wear to correct position, the Wi-Fi would be connected.

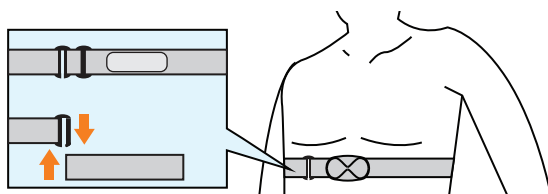
- 2 The i-Heart fasten on to induction belt



Important notice

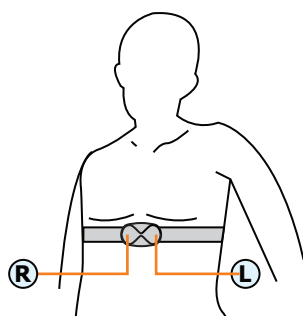
if the i-Heart was fastened wrong, the heart rate would detect error.

- 3 Fasten both sides of buckles



Fasten both sides of buckles and put to wearable position. It can detect the heart rate correctly.

- 4



The induction belt wear on slightly below chest. Put the i-Heart onto central of body and determine is it close to your skin

FCC Statement:

This device complies with part 15 of the FCC Rules. Operation is subject to the following two conditions:

- (1) This device may not cause harmful interference, and
- (2) this device must accept any interference received, including interference that may cause undesired operation

NOTE: This equipment has been tested and found to comply with the limits for a Class B digital device, pursuant to part 15 of the FCC Rules. These limits are designed to provide reasonable protection against harmful interference in a residential installation.





This equipment generates, uses and can radiate radio frequency energy and, if not installed and used in accordance with the instructions, may cause harmful interference to radio communications. However, there is no guarantee that interference will not occur in a particular installation.

If this equipment does cause harmful interference to radio or television reception, which can be determined by turning the equipment off and on, the user is encouraged to try to correct the interference by one or more of the following measures:

- Reorient or relocate the receiving antenna.
- Increase the separation between the equipment and receiver.
- Connect the equipment into an outlet on a circuit different from that to which the receiver is connected.
- Consult the dealer or an experienced radio/TV technician for help.

Changes or modifications not expressly approved by the party responsible for compliance could void the user's authority to operate the equipment.

Warning !

1. i-Heart and induction belt can not using the washing machine or dryer to clean.
2. i-Heart is can not washing, please remove it before washing.
3.  When washing the belt, make sure the water temperature does not exceed 30 ° C.
4.    Can't ironing, bleaching or heating


WEEE Environmental Considerations :
 The first WEEE Directive (Directive 2002/96/EC)

(21) Information to users about the requirement not to dispose of WEEE as unsorted municipal waste and to collect WEEE separately, and about the collection systems and their role in the management of WEEE, is indispensable for the success of WEEE collection. Such information implies the proper marking of electrical and electronic equipment which could end up in rubbish bins or similar means of municipal waste collection.