



1. Figure

The EUT-Inside View




2. Figure

The EUT-Inside View




3. Figure

PCB of the EUT-Front View




4. Figure

PCB of the EUT-Back View




5. Figure

PCB of the EUT-Front View




6. Figure

PCB of the EUT-Back View




7. Figure

PCB of the EUT-Front View




8. Figure

PCB of the EUT-Back View



9. Figure


PCB of the EUT-Front View



Antenna


10. Figure

PCB of the EUT-Back View




11. Figure

PCB of the EUT-Front View




12. Figure

PCB of the EUT-Back View




13. Figure

PCB of the EUT-Front View




14. Figure

PCB of the EUT-Back View




15. Figure

PCB of the EUT-Front View




16. Figure

PCB of the EUT-Back View



17. Figure

PCB of the EUT-Front View



18. Figure

PCB of the EUT-Back View

