

PRINTER SLUG
FOR MANUAL

BRAND: CASE LOGIC

CATEGORY: **BT Speakers**

DESCRIPTION: **Manual for CL-AU-BS-115-A**

FILE NAME: **CL-AU-BS-115-AC Manual**

BARCODE: **805112137831**

INNER BOX QUANTITY: **4**

MASTER CARTON: **24**

PRESS WORK: TRIM TO SIZE, SCORE & FOLD
WHERE SPECIFIED


SCALE: **100%**


COLOR(S): **BLACK, 1/1.**

SUBSTRATE TYPE: **C2S MATTE ART PAPER 128gsm**

VARNISHING TECHNIQUE:
MATTE VARNISHING

PRESS SPEC COLOR REFERENCES

 DIELINE

 FOLDING LINES

APPROVAL CHECKLIST:

PRIMARY DESIGNER: IOSIF

DATE: **02.11.2025**

PROOF READ:

DATE:

APPROVED BY:

DATE:

AUTHORIZATION
SIGNATURES:

DO NOT PRINT “PRINTER SLUG” LAYER!

INSIDE PAGES

Read all safety information below and operating instructions before using the Wireless Speaker to avoid injury and damage to your device, and store them for possible future reference. We assume no responsibility for the damage due to improper operation of the Wireless Speaker.

SAFETY INSTRUCTIONS

WARNING: Do not use this unit for anything other than its intended use. Do not puncture, throw, drop, bend, or modify this product.

Do not throw this product into fire or water.

Do not short-circuit the battery with any metal or metallic objects. Do not expose this product to corrosive liquids such as salt water. Do not operate the unit if it has been wet through for a prolong time to prevent against electric shock and/or injury to yourself and damage to the unit. Do not allow children to play with this product as it is not a toy, and may present a choking hazard. Avoid leaving your device in direct sunlight, such as on the dashboard, console, or seat of a vehicle. Do not leave your device, or use your device, in any area where the temperature is likely to drop below 32°F, or may exceed 140°F, such as inside a closed vehicle on a hot day. Repairs to electrical equipment should only be performed by a qualified electrician. Improper repairs may place the user at serious risk. Protect your hearing by always listening at a safe level. Prolonged use at elevated volumes may affect your hearing capacity and could result in hearing loss. To avoid damage to the speaker, please only use a USB 5V/1A or higher charger. In order to ensure the battery life, charge normally at least once a month.

SPECIFICATIONS

Bluetooth® Version: 5.3.

Working distance: 33 ft.

Charging Interface: USB Type-C.

Input: 5V/1A Max.

Speaker Size: Ø52mm.

Sound Output: 40, 7W.

Frequency Response: 20Hz - 20kHz.

Sensitivity: 92 dB ± 2 dB.

Battery: 500 mAh.

Speaker Charge time: ±1.5 Hr.

Play Time: 3 Hours per charge, (dependent on volume level).

Standby Time: 120 days.

Special Features: Magnetic Mounting, FM Radio & Ultra Micro SD Port.

PACKAGE CONTENTS

IPX5 Wireless Magnetic Speaker, Type-C Charging Cable & Instruction Manual.

GETTING STARTED

Before using this device, fully charge it.

CHARGING

1. Open the Port Protective Cover located on the right side of control panel.

2. Connect the small end of the USB Type-C charging cable (included) to the USB Type-C charge port.

3. Connect the larger end of the cable to your computer's USB-A port or an AC adapter (not included). The LED indicator will turn red while charging. When fully charged the LED red light will disappear.

4. Unplug the charging cable from the power source.

PAIRING

1. Turn on your Speaker and push the ON/OFF button for 5 seconds to put it in pairing mode.

2. On your pairing device go to Settings and select Bluetooth® connection.

3. Turn on Bluetooth® if it's not already on.

4. Select the “CL-BS-115” Speaker name to connect from the list of available devices. “Connected” message will appear to indicate it is connected successfully.

The Speaker will connect automatically the next time.

USING THE SPEAKER

A magnetic surface on a back of the Speaker allows it to quickly attach to metallic surfaces like refrigerators or gym equipments, providing a convenient way to attached the Speaker hands-free in various locations.

“+” Button

Short press: Next song

Long press: Increase volume

Switch Mode Button:

Short press: Ultra Micro SD card/FM Radio

Long press: Change LED light effects

• Power Button

Long press: Power ON/OFF

Short press: Play/Pause the music

Double press: TWS function

Press once: Answer/Hang up a call

Long press for 2 seconds: Reject a call

“-” Button

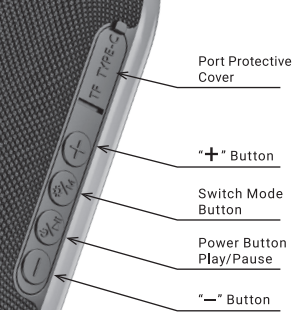
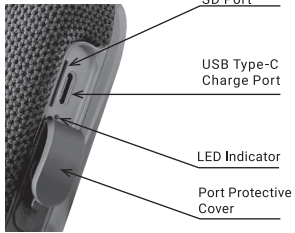
Short press: Previous song

Long press: Decrease volume

PHONE CALLS

When there is an incoming call, the unit will pause the playback and ring to alert you of the call.

To operate the incoming calls, see instruction above for the Power Button function. Volume controls may not work during phone calls with some smartphone models.



OUTSIDE PAGES

TROUBLESHOOTING

No power:

Recharge your speaker using the included USB Type-C charging cable. Try using a different cable.

Music is not playing or the volume is too low:

Make sure your Bluetooth® device has A2DP profile. Check the volume of your smartphone or the Speaker and adjust the volume. Check if the battery level is too low, please recharge it. Check if both devices are paired and connected over Bluetooth®. Restart the Speaker to reconnect to Bluetooth® device.

Make sure you are within 33 ft of the effective connection distance. Check if there is any obstacle between the speaker and your device.

Bluetooth® device will not reconnect with the Speaker:

Navigate to your Bluetooth® settings menu on your device, tap “CL-BS-115” and select “Forget”.

Now follow the steps to pair your device again.

WARRANTY

Bytech NY INC. warrants this product to be free from defects in materials and workmanship from the original purchaser for a period of 12 months from the original purchase date. Bytech responsibility with regard to this limited warranty shall be limited solely to repair or replacement at its option of any product which fails during normal consumer use. This warranty does not extend to damage or failure which results from misuse, neglect, accident, alteration, abuse, improper installation or maintenance.

At any time during the 12 months period following the purchase, if the product fails due to defects in material or workmanship, return the defective product (with freight prepaid) with proof of purchase.

FCC COMPLIANCE STATEMENT

This device complies with Part 15 of the FCC Rules. Operation is subject to the following two conditions: (1) This device may not cause harmful interference, and (2) this device must accept any interference received, including interference that may cause undesired operation. Note: This equipment has been tested and found to comply with the limits for a Class B digital device, pursuant to part 15 of the FCC Rules. These limits are designed to provide reasonable protection against harmful interference in a residential installation. This equipment generates, uses and can radiate radio frequency energy and, if not installed and used in accordance with the instructions, may cause harmful interference to radio communications. However, there is no guarantee that interference will not occur in a particular installation.

If this equipment does cause harmful interference to radio or television reception, which can be determined by turning the equipment off and on, the user is encouraged to try to correct the interference by one or more of the following measures:

Reorient or relocate the receiving antenna.

Increase the separation between the equipment and receiver.

Connect the equipment into an outlet on a circuit different from that to which the receiver is connected.

Consult the dealer or an experienced radio/TV technician for help.

Caution: Any changes or modifications not expressly approved could void the user's authority to operate the equipment.

Bluetooth® is a registered trademark of SIG Inc. USB Type-C® and USB-C® are registered trademarks of USB Implementers Forum, Inc. Bytech and Thule Group have no affiliation to SIG Inc. or USB Implementers Forum, Inc.

*All Trademarks and copyrights are the property of their respective owners.

*Actual products may differ slightly, images are for illustrative purposes only.

Manufactured by Bytech NY INC., an authorized Licensee of Thule Group. This product is not designed, manufactured, sponsored, or endorsed by SIG Inc. or USB Implementers Forum, Inc.

©2025 Thule Group

42 Silvermine Road, Seymour, CT 06483 USA.

Avenue Jean Monnet 4, 1348 Louvain-la-Neuve, Belgium.

Unit 806, 8/F., CTF Life Tower, 18 Sheung Yuet Road, Kowloon Bay, Hong Kong.

caselogic.com

Contact Info:

2585 West 13th Street, Brooklyn, NY 11223.


Manufactured by Bytech NY Inc., an authorized Licensee of Thule Group®.

©2025 BYTECH NY INC. BYTECH™ is a registered trademark of Bytech NY INC. www.bytechintl.com

WARRANTY: 12 MONTHS

Please visit our website: www.Bytechintl.com/warranty or call us at (718) 449-3700.

Made in China.



Bluetooth®

**IPX5 WIRELESS
MAGNETIC
SPEAKER**

With RGB LED Lights

CL-AU-BS-115-AC

SCORE AND FOLD AS SHOWN ON THIS PICTURE