


1. Figure

The EUT-Inside View




2. Figure

PCB of the EUT-Front View



3. Figure

PCB of the EUT-Back View



4. Figure


PCB of the EUT-Front View



Antenna

5. Figure

PCB of the EUT-Back View




6. Figure

The EUT-Inside View




7. Figure

PCB of the EUT-Front View




8. Figure

PCB of the EUT-Back View




9. Figure

The EUT-Inside View



10. Figure

PCB of the EUT-Front View



11. Figure

PCB of the EUT-Back View

