




Conducted Peak Output Power

Result Table

Mode	Channel.	Maximum Peak Output Power [dBm]	Verdict
GFSK	LCH	2.586	PASS
GFSK	MCH	2.723	PASS
GFSK	HCH	2.450	PASS
π /4DQPSK	LCH	3.906	PASS
π /4DQPSK	MCH	4.061	PASS
π /4DQPSK	HCH	3.870	PASS
8DPSK	LCH	4.186	PASS
8DPSK	MCH	3.846	PASS
8DPSK	HCH	3.224	PASS

Test Graph



<p>GFSK/HCH</p>		<p>Frequency</p> <p>Auto Tune</p> <p>Center Freq 2.48000000 GHz</p> <p>Start Freq 2.477500000 GHz</p> <p>Stop Freq 2.482500000 GHz</p> <p>CF Step 500.000 kHz Auto Man</p> <p>Freq Offset 0 Hz</p>
<p>$\pi/4$DQPSK/LCH</p>		<p>Frequency</p> <p>Auto Tune</p> <p>Center Freq 2.40200000 GHz</p> <p>Start Freq 2.399500000 GHz</p> <p>Stop Freq 2.404500000 GHz</p> <p>CF Step 500.000 kHz Auto Man</p> <p>Freq Offset 0 Hz</p>
<p>$\pi/4$DQPSK/MCH</p>		<p>Frequency</p> <p>Auto Tune</p> <p>Center Freq 2.44100000 GHz</p> <p>Start Freq 2.438500000 GHz</p> <p>Stop Freq 2.443500000 GHz</p> <p>CF Step 500.000 kHz Auto Man</p> <p>Freq Offset 0 Hz</p>

<p>TT/4DQPSK/HCH</p>		<p>Frequency</p> <p>Auto Tune</p> <p>Center Freq 2.48000000 GHz</p> <p>Start Freq 2.47750000 GHz</p> <p>Stop Freq 2.48250000 GHz</p> <p>CF Step 500.000 kHz Auto Man</p> <p>Freq Offset 0 Hz</p>
<p>8DPSK/LCH</p>		<p>Frequency</p> <p>Auto Tune</p> <p>Center Freq 2.40200000 GHz</p> <p>Start Freq 2.39950000 GHz</p> <p>Stop Freq 2.40450000 GHz</p> <p>CF Step 500.000 kHz Auto Man</p> <p>Freq Offset 0 Hz</p>
<p>8DPSK/MCH</p>		<p>Frequency</p> <p>Auto Tune</p> <p>Center Freq 2.44100000 GHz</p> <p>Start Freq 2.43850000 GHz</p> <p>Stop Freq 2.44350000 GHz</p> <p>CF Step 500.000 kHz Auto Man</p> <p>Freq Offset 0 Hz</p>



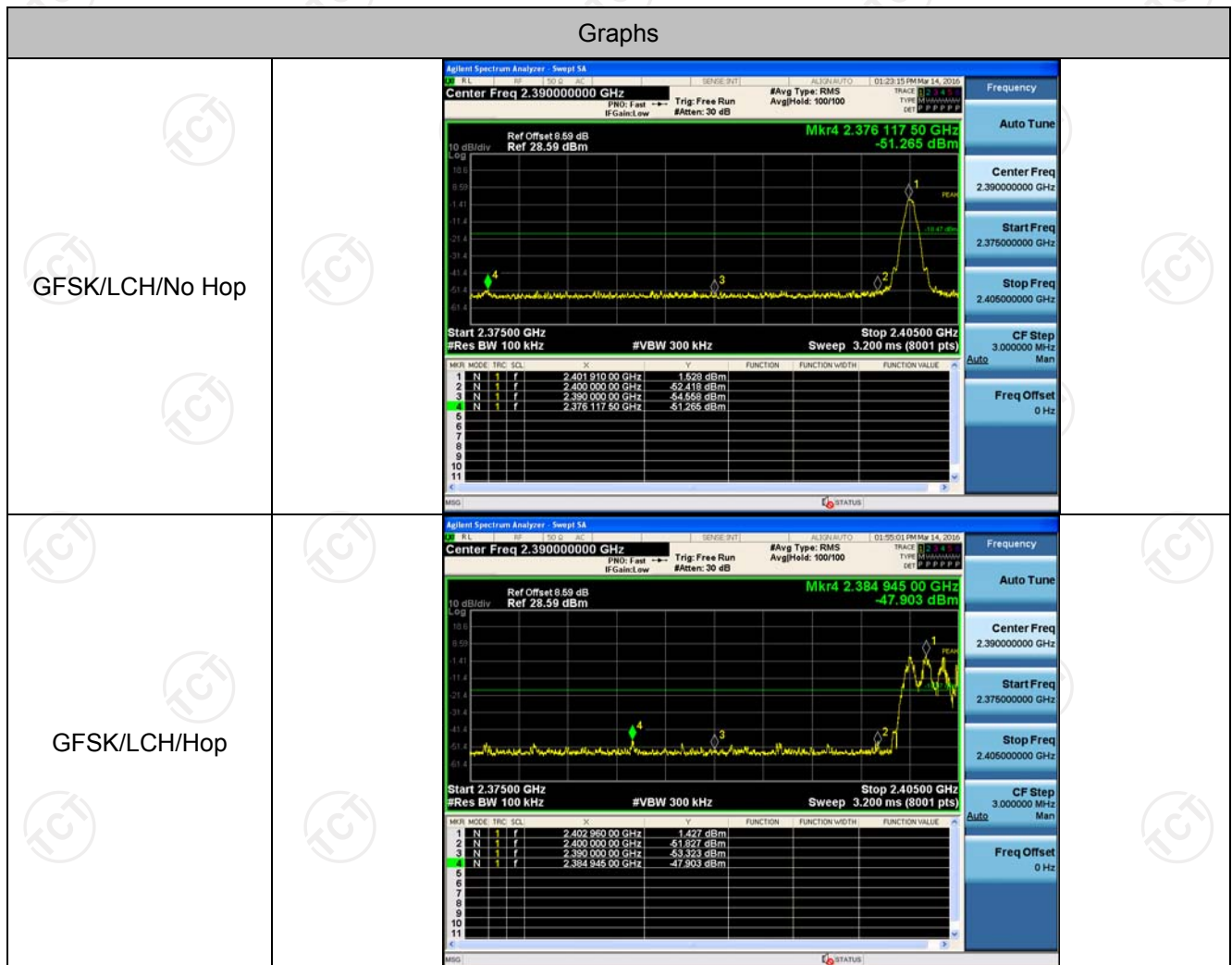
Band-edge for RF Conducted Emissions

Result Table

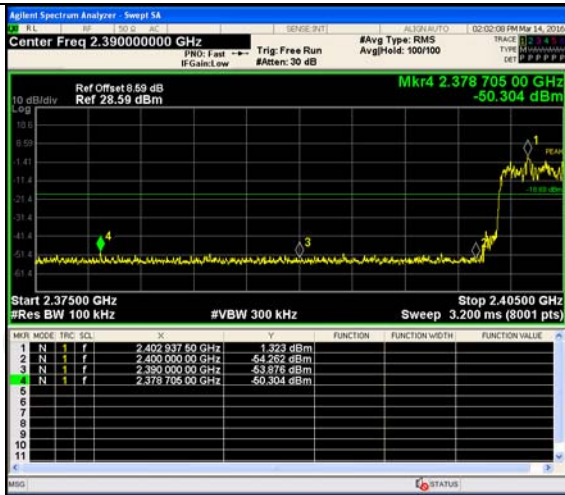
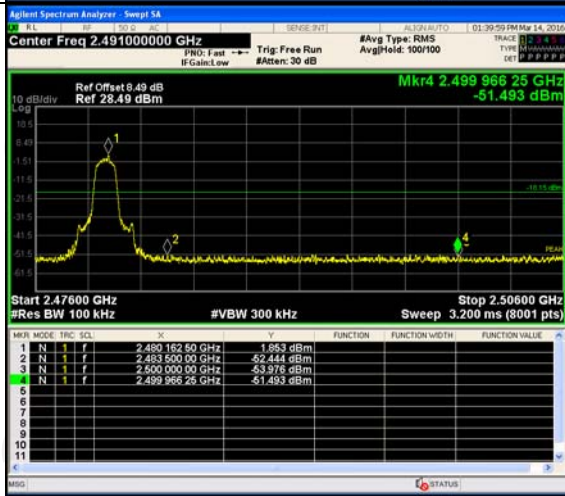
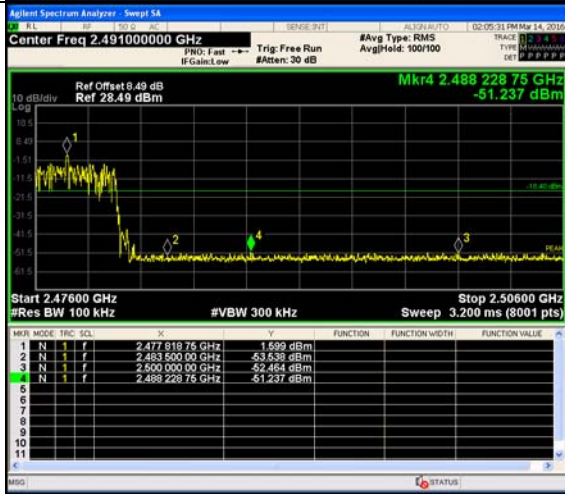
Mode	Channel	Carrier Frequency [MHz]	Carrier Power [dBm]	Frequency Hopping	Max Spurious Level [dBm]	Limit [dBm]	Verdict
GFSK	LCH	2402	1.528	Off	-51.265	-18.47	PASS
			1.427	On	-47.903	-18.57	PASS
GFSK	HCH	2480	1.489	Off	-51.615	-18.51	PASS
			0.830	On	-51.009	-19.17	PASS
$\pi/4$ DQPSK	LCH	2402	-0.772	Off	-51.673	-20.77	PASS
			1.323	On	-50.304	-18.68	PASS
$\pi/4$ DQPSK	HCH	2480	1.853	Off	-51.493	-18.15	PASS
			1.599	On	-51.237	-18.4	PASS
8DPSK	LCH	2402	1.868	Off	-51.465	-18.13	PASS
			0.052	On	-50.962	-19.95	PASS
8DPSK	HCH	2480	0.986	Off	-51.723	-19.01	PASS
			0.989	On	-51.227	-19.01	PASS

Test Graph

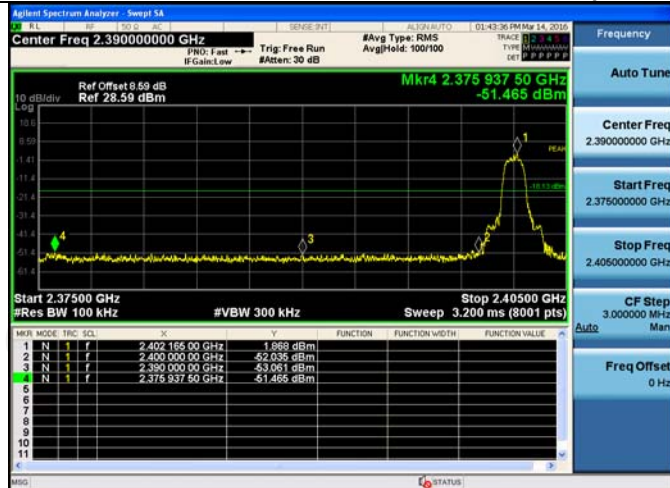
Graphs



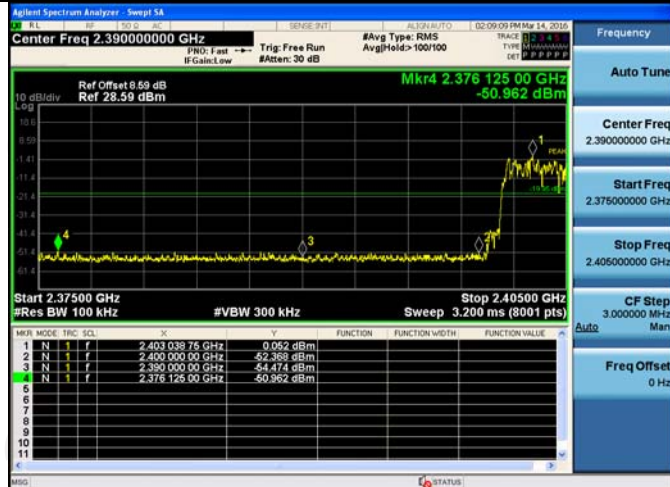
<p>GFSK/HCH/No Hop</p>	<p>Agilent Spectrum Analyzer - Sweep SA Center Freq 2.491000000 GHz Mkr4 2.499 835 00 GHz -51.615 dBm Start 2.47600 GHz #Res BW 100 kHz #VBW 300 kHz Sweep 3.200 ms (8001 pts)</p> <table border="1"> <thead> <tr> <th>MNR</th> <th>MODE</th> <th>TRC</th> <th>SCL</th> <th>X</th> <th>Y</th> <th>FUNCTION</th> <th>FUNCTION WIDTH</th> <th>FUNCTION VALUE</th> </tr> </thead> <tbody> <tr> <td>1</td> <td>N</td> <td>1</td> <td>f</td> <td>2.479 926 26 GHz</td> <td>-1.489 dBm</td> <td></td> <td></td> <td></td> </tr> <tr> <td>2</td> <td>N</td> <td>1</td> <td>f</td> <td>2.483 500 00 GHz</td> <td>-52.725 dBm</td> <td></td> <td></td> <td></td> </tr> <tr> <td>3</td> <td>N</td> <td>1</td> <td>f</td> <td>2.500 000 00 GHz</td> <td>-51.893 dBm</td> <td></td> <td></td> <td></td> </tr> <tr> <td>4</td> <td>N</td> <td>1</td> <td>f</td> <td>2.499 835 00 GHz</td> <td>-51.615 dBm</td> <td></td> <td></td> <td></td> </tr> </tbody> </table>	MNR	MODE	TRC	SCL	X	Y	FUNCTION	FUNCTION WIDTH	FUNCTION VALUE	1	N	1	f	2.479 926 26 GHz	-1.489 dBm				2	N	1	f	2.483 500 00 GHz	-52.725 dBm				3	N	1	f	2.500 000 00 GHz	-51.893 dBm				4	N	1	f	2.499 835 00 GHz	-51.615 dBm			
MNR	MODE	TRC	SCL	X	Y	FUNCTION	FUNCTION WIDTH	FUNCTION VALUE																																						
1	N	1	f	2.479 926 26 GHz	-1.489 dBm																																									
2	N	1	f	2.483 500 00 GHz	-52.725 dBm																																									
3	N	1	f	2.500 000 00 GHz	-51.893 dBm																																									
4	N	1	f	2.499 835 00 GHz	-51.615 dBm																																									
<p>GFSK/HCH/Hop</p>	<p>Agilent Spectrum Analyzer - Sweep SA Center Freq 2.491000000 GHz Mkr4 2.499 516 25 GHz -51.009 dBm Start 2.47600 GHz #Res BW 100 kHz #VBW 300 kHz Sweep 3.200 ms (8001 pts)</p> <table border="1"> <thead> <tr> <th>MNR</th> <th>MODE</th> <th>TRC</th> <th>SCL</th> <th>X</th> <th>Y</th> <th>FUNCTION</th> <th>FUNCTION WIDTH</th> <th>FUNCTION VALUE</th> </tr> </thead> <tbody> <tr> <td>1</td> <td>N</td> <td>1</td> <td>f</td> <td>2.479 960 00 GHz</td> <td>0.830 dBm</td> <td></td> <td></td> <td></td> </tr> <tr> <td>2</td> <td>N</td> <td>1</td> <td>f</td> <td>2.483 500 00 GHz</td> <td>-54.584 dBm</td> <td></td> <td></td> <td></td> </tr> <tr> <td>3</td> <td>N</td> <td>1</td> <td>f</td> <td>2.500 000 00 GHz</td> <td>-53.062 dBm</td> <td></td> <td></td> <td></td> </tr> <tr> <td>4</td> <td>N</td> <td>1</td> <td>f</td> <td>2.499 516 25 GHz</td> <td>-51.009 dBm</td> <td></td> <td></td> <td></td> </tr> </tbody> </table>	MNR	MODE	TRC	SCL	X	Y	FUNCTION	FUNCTION WIDTH	FUNCTION VALUE	1	N	1	f	2.479 960 00 GHz	0.830 dBm				2	N	1	f	2.483 500 00 GHz	-54.584 dBm				3	N	1	f	2.500 000 00 GHz	-53.062 dBm				4	N	1	f	2.499 516 25 GHz	-51.009 dBm			
MNR	MODE	TRC	SCL	X	Y	FUNCTION	FUNCTION WIDTH	FUNCTION VALUE																																						
1	N	1	f	2.479 960 00 GHz	0.830 dBm																																									
2	N	1	f	2.483 500 00 GHz	-54.584 dBm																																									
3	N	1	f	2.500 000 00 GHz	-53.062 dBm																																									
4	N	1	f	2.499 516 25 GHz	-51.009 dBm																																									
<p>$\pi/4$DQPSK/LCH/No Hop</p>	<p>Agilent Spectrum Analyzer - Sweep SA Center Freq 2.390000000 GHz Mkr4 2.389 613 75 GHz -51.673 dBm Start 2.37500 GHz #Res BW 100 kHz #VBW 300 kHz Sweep 3.200 ms (8001 pts)</p> <table border="1"> <thead> <tr> <th>MNR</th> <th>MODE</th> <th>TRC</th> <th>SCL</th> <th>X</th> <th>Y</th> <th>FUNCTION</th> <th>FUNCTION WIDTH</th> <th>FUNCTION VALUE</th> </tr> </thead> <tbody> <tr> <td>1</td> <td>N</td> <td>1</td> <td>f</td> <td>2.401 970 00 GHz</td> <td>0.772 dBm</td> <td></td> <td></td> <td></td> </tr> <tr> <td>2</td> <td>N</td> <td>1</td> <td>f</td> <td>2.400 000 00 GHz</td> <td>-52.215 dBm</td> <td></td> <td></td> <td></td> </tr> <tr> <td>3</td> <td>N</td> <td>1</td> <td>f</td> <td>2.380 000 00 GHz</td> <td>-54.871 dBm</td> <td></td> <td></td> <td></td> </tr> <tr> <td>4</td> <td>N</td> <td>1</td> <td>f</td> <td>2.389 613 75 GHz</td> <td>-51.673 dBm</td> <td></td> <td></td> <td></td> </tr> </tbody> </table>	MNR	MODE	TRC	SCL	X	Y	FUNCTION	FUNCTION WIDTH	FUNCTION VALUE	1	N	1	f	2.401 970 00 GHz	0.772 dBm				2	N	1	f	2.400 000 00 GHz	-52.215 dBm				3	N	1	f	2.380 000 00 GHz	-54.871 dBm				4	N	1	f	2.389 613 75 GHz	-51.673 dBm			
MNR	MODE	TRC	SCL	X	Y	FUNCTION	FUNCTION WIDTH	FUNCTION VALUE																																						
1	N	1	f	2.401 970 00 GHz	0.772 dBm																																									
2	N	1	f	2.400 000 00 GHz	-52.215 dBm																																									
3	N	1	f	2.380 000 00 GHz	-54.871 dBm																																									
4	N	1	f	2.389 613 75 GHz	-51.673 dBm																																									

<p>$\pi/4$DQPSK/LCH/Hop</p>	 <p>Agilent Spectrum Analyzer - Sweep SA</p> <p>Center Freq 2.39000000 GHz</p> <p>Ref Offset 6.59 dB Ref 28.59 dBm</p> <p>Mkr4 2.378 705 00 GHz -50.304 dBm</p> <p>Start 2.37500 GHz #Res BW 100 kHz #VBW 300 kHz Stop 2.40500 GHz Sweep 3.200 ms (8001 pts)</p> <table border="1"> <thead> <tr> <th>MNR</th> <th>MODE</th> <th>TRIG</th> <th>SCL</th> <th>X</th> <th>Y</th> <th>FUNCTION</th> <th>FUNCTION WIDTH</th> <th>FUNCTION VALUE</th> </tr> </thead> <tbody> <tr><td>1</td><td>N</td><td>1</td><td>f</td><td>2.402 937 50 GHz</td><td>1.323 dBm</td><td></td><td></td><td></td></tr> <tr><td>2</td><td>N</td><td>1</td><td>f</td><td>2.400 000 00 GHz</td><td>-24.282 dBm</td><td></td><td></td><td></td></tr> <tr><td>3</td><td>N</td><td>1</td><td>f</td><td>2.390 000 00 GHz</td><td>-53.876 dBm</td><td></td><td></td><td></td></tr> <tr><td>4</td><td>N</td><td>1</td><td>f</td><td>2.378 705 00 GHz</td><td>-50.304 dBm</td><td></td><td></td><td></td></tr> </tbody> </table>	MNR	MODE	TRIG	SCL	X	Y	FUNCTION	FUNCTION WIDTH	FUNCTION VALUE	1	N	1	f	2.402 937 50 GHz	1.323 dBm				2	N	1	f	2.400 000 00 GHz	-24.282 dBm				3	N	1	f	2.390 000 00 GHz	-53.876 dBm				4	N	1	f	2.378 705 00 GHz	-50.304 dBm			
MNR	MODE	TRIG	SCL	X	Y	FUNCTION	FUNCTION WIDTH	FUNCTION VALUE																																						
1	N	1	f	2.402 937 50 GHz	1.323 dBm																																									
2	N	1	f	2.400 000 00 GHz	-24.282 dBm																																									
3	N	1	f	2.390 000 00 GHz	-53.876 dBm																																									
4	N	1	f	2.378 705 00 GHz	-50.304 dBm																																									
<p>$\pi/4$DQPSK/HCH/No Hop</p>	 <p>Agilent Spectrum Analyzer - Sweep SA</p> <p>Center Freq 2.49100000 GHz</p> <p>Ref Offset 6.49 dB Ref 28.49 dBm</p> <p>Mkr4 2.499 966 25 GHz -51.493 dBm</p> <p>Start 2.47600 GHz #Res BW 100 kHz #VBW 300 kHz Stop 2.50600 GHz Sweep 3.200 ms (8001 pts)</p> <table border="1"> <thead> <tr> <th>MNR</th> <th>MODE</th> <th>TRIG</th> <th>SCL</th> <th>X</th> <th>Y</th> <th>FUNCTION</th> <th>FUNCTION WIDTH</th> <th>FUNCTION VALUE</th> </tr> </thead> <tbody> <tr><td>1</td><td>N</td><td>1</td><td>f</td><td>2.490 162 50 GHz</td><td>1.863 dBm</td><td></td><td></td><td></td></tr> <tr><td>2</td><td>N</td><td>1</td><td>f</td><td>2.483 500 00 GHz</td><td>-52.444 dBm</td><td></td><td></td><td></td></tr> <tr><td>3</td><td>N</td><td>1</td><td>f</td><td>2.500 000 00 GHz</td><td>-53.976 dBm</td><td></td><td></td><td></td></tr> <tr><td>4</td><td>N</td><td>1</td><td>f</td><td>2.499 966 25 GHz</td><td>-51.493 dBm</td><td></td><td></td><td></td></tr> </tbody> </table>	MNR	MODE	TRIG	SCL	X	Y	FUNCTION	FUNCTION WIDTH	FUNCTION VALUE	1	N	1	f	2.490 162 50 GHz	1.863 dBm				2	N	1	f	2.483 500 00 GHz	-52.444 dBm				3	N	1	f	2.500 000 00 GHz	-53.976 dBm				4	N	1	f	2.499 966 25 GHz	-51.493 dBm			
MNR	MODE	TRIG	SCL	X	Y	FUNCTION	FUNCTION WIDTH	FUNCTION VALUE																																						
1	N	1	f	2.490 162 50 GHz	1.863 dBm																																									
2	N	1	f	2.483 500 00 GHz	-52.444 dBm																																									
3	N	1	f	2.500 000 00 GHz	-53.976 dBm																																									
4	N	1	f	2.499 966 25 GHz	-51.493 dBm																																									
<p>$\pi/4$DQPSK/HCH/Hop</p>	 <p>Agilent Spectrum Analyzer - Sweep SA</p> <p>Center Freq 2.49100000 GHz</p> <p>Ref Offset 6.49 dB Ref 28.49 dBm</p> <p>Mkr4 2.488 228 75 GHz -51.237 dBm</p> <p>Start 2.47600 GHz #Res BW 100 kHz #VBW 300 kHz Stop 2.50600 GHz Sweep 3.200 ms (8001 pts)</p> <table border="1"> <thead> <tr> <th>MNR</th> <th>MODE</th> <th>TRIG</th> <th>SCL</th> <th>X</th> <th>Y</th> <th>FUNCTION</th> <th>FUNCTION WIDTH</th> <th>FUNCTION VALUE</th> </tr> </thead> <tbody> <tr><td>1</td><td>N</td><td>1</td><td>f</td><td>2.477 910 75 GHz</td><td>1.599 dBm</td><td></td><td></td><td></td></tr> <tr><td>2</td><td>N</td><td>1</td><td>f</td><td>2.483 500 00 GHz</td><td>-53.638 dBm</td><td></td><td></td><td></td></tr> <tr><td>3</td><td>N</td><td>1</td><td>f</td><td>2.500 000 00 GHz</td><td>-52.464 dBm</td><td></td><td></td><td></td></tr> <tr><td>4</td><td>N</td><td>1</td><td>f</td><td>2.488 228 75 GHz</td><td>-51.237 dBm</td><td></td><td></td><td></td></tr> </tbody> </table>	MNR	MODE	TRIG	SCL	X	Y	FUNCTION	FUNCTION WIDTH	FUNCTION VALUE	1	N	1	f	2.477 910 75 GHz	1.599 dBm				2	N	1	f	2.483 500 00 GHz	-53.638 dBm				3	N	1	f	2.500 000 00 GHz	-52.464 dBm				4	N	1	f	2.488 228 75 GHz	-51.237 dBm			
MNR	MODE	TRIG	SCL	X	Y	FUNCTION	FUNCTION WIDTH	FUNCTION VALUE																																						
1	N	1	f	2.477 910 75 GHz	1.599 dBm																																									
2	N	1	f	2.483 500 00 GHz	-53.638 dBm																																									
3	N	1	f	2.500 000 00 GHz	-52.464 dBm																																									
4	N	1	f	2.488 228 75 GHz	-51.237 dBm																																									

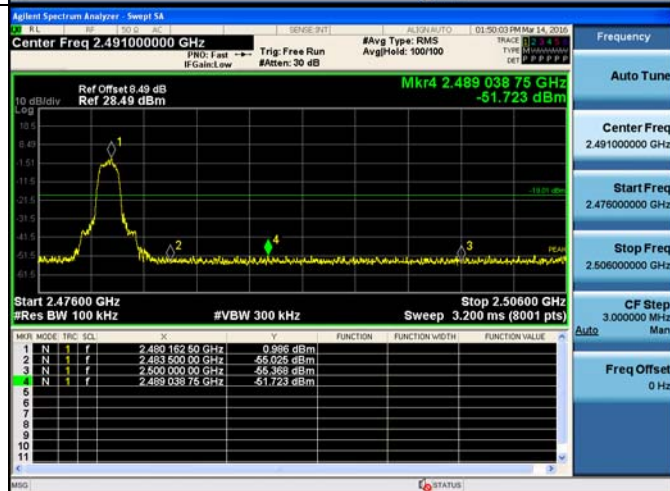
8DPSK/LCH/No Hop



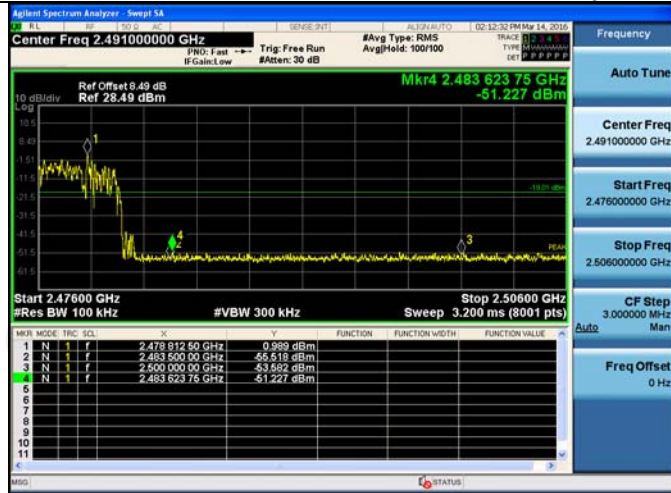
8DPSK/LCH/Hop



8DPSK/HCH/No Hop



8DPSK/HCH/Hop

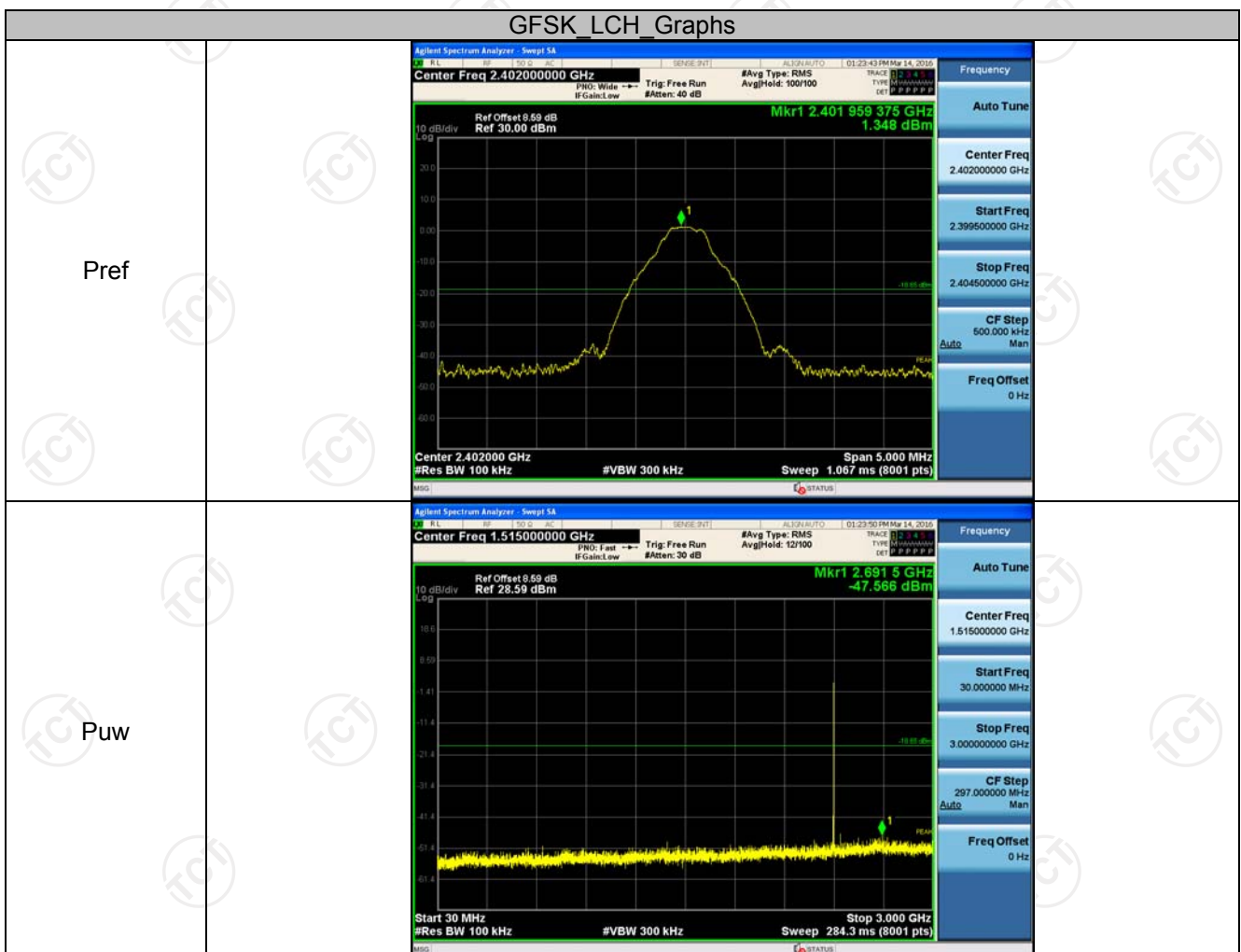


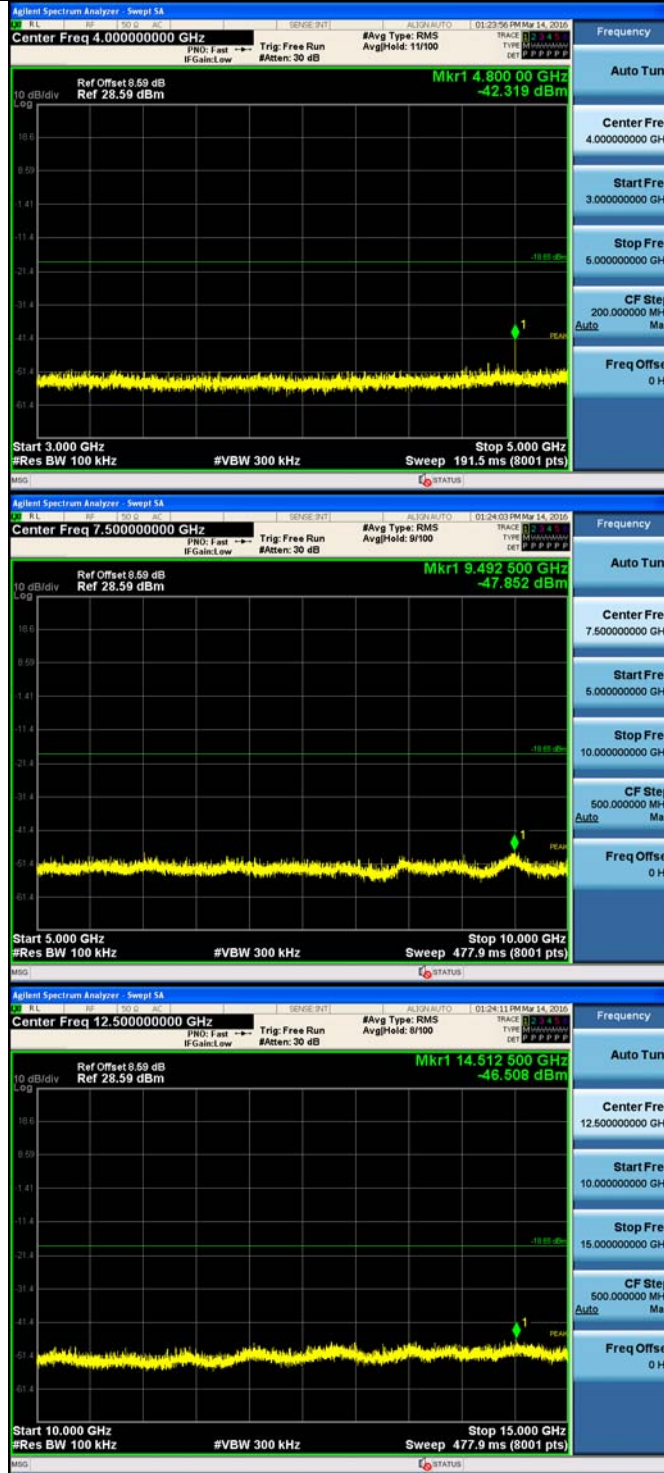
RF Conducted Spurious Emissions

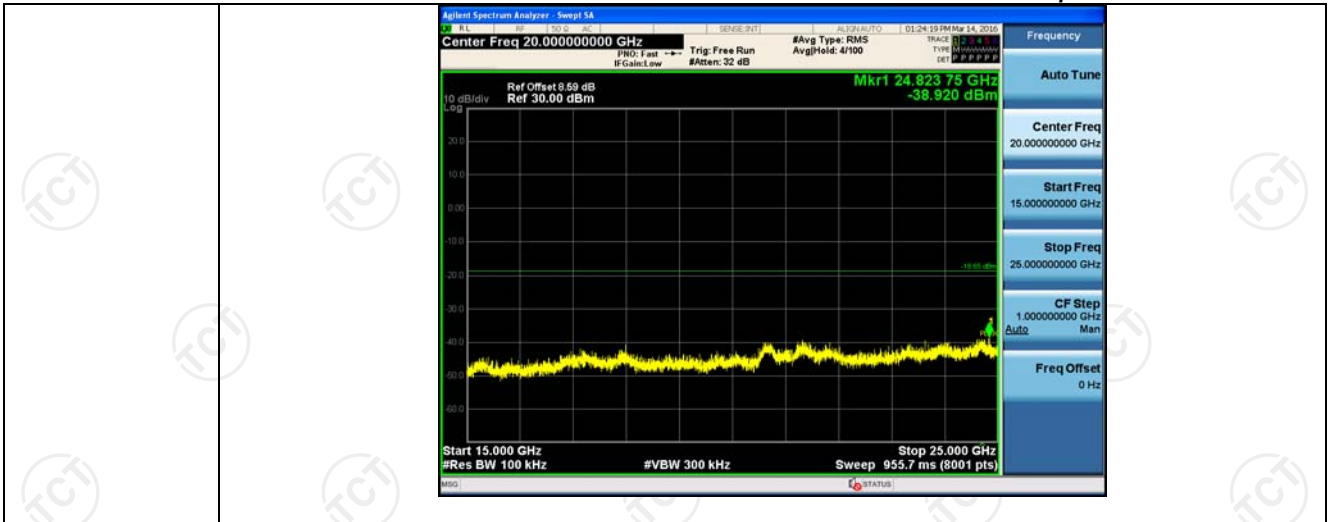
Result Table

Mode	Channel	Pref [dBm]	Puw[dBm]	Verdict
GFSK	LCH	1.348	<Limit	PASS
GFSK	MCH	1.511	<Limit	PASS
GFSK	HCH	1.205	<Limit	PASS
π /4DQPSK	LCH	-1.339	<Limit	PASS
π /4DQPSK	MCH	2.105	<Limit	PASS
π /4DQPSK	HCH	1.85	<Limit	PASS
8DPSK	LCH	1.891	<Limit	PASS
8DPSK	MCH	1.248	<Limit	PASS
8DPSK	HCH	0.972	<Limit	PASS

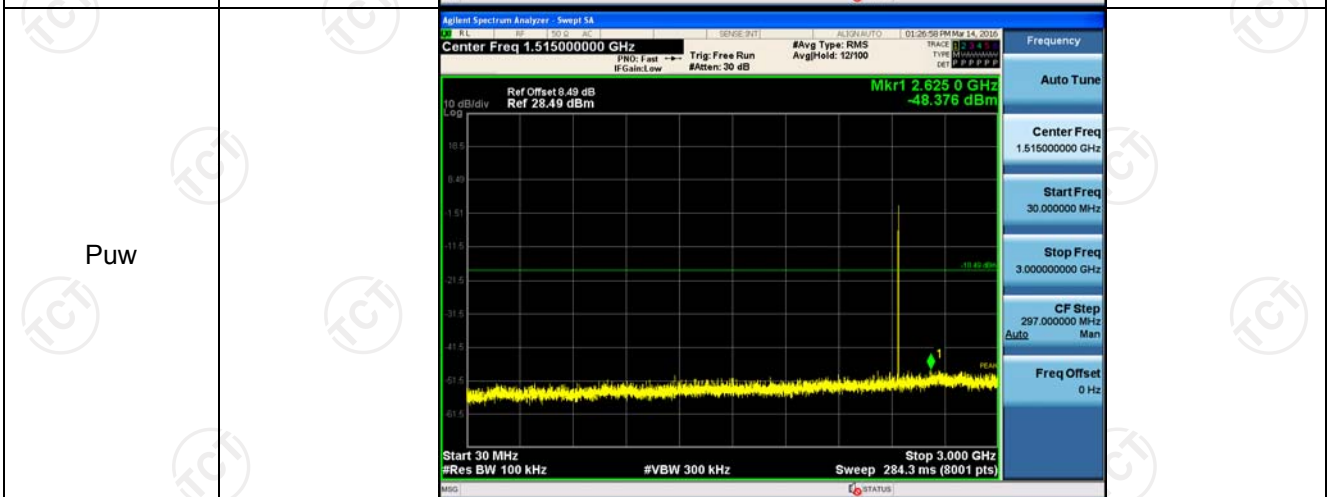
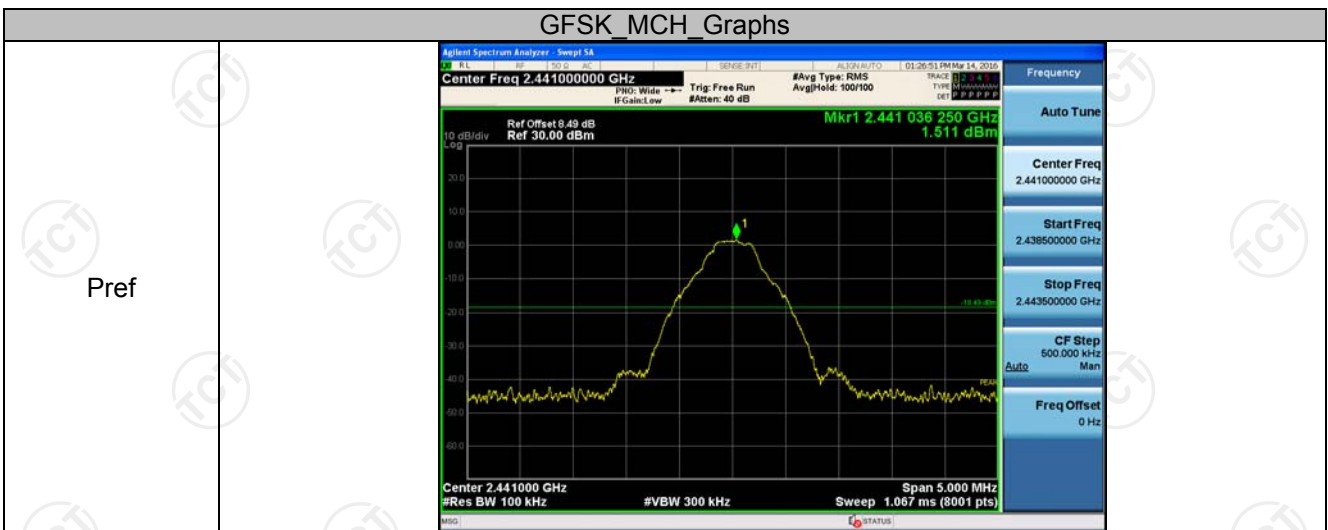
Test Graph

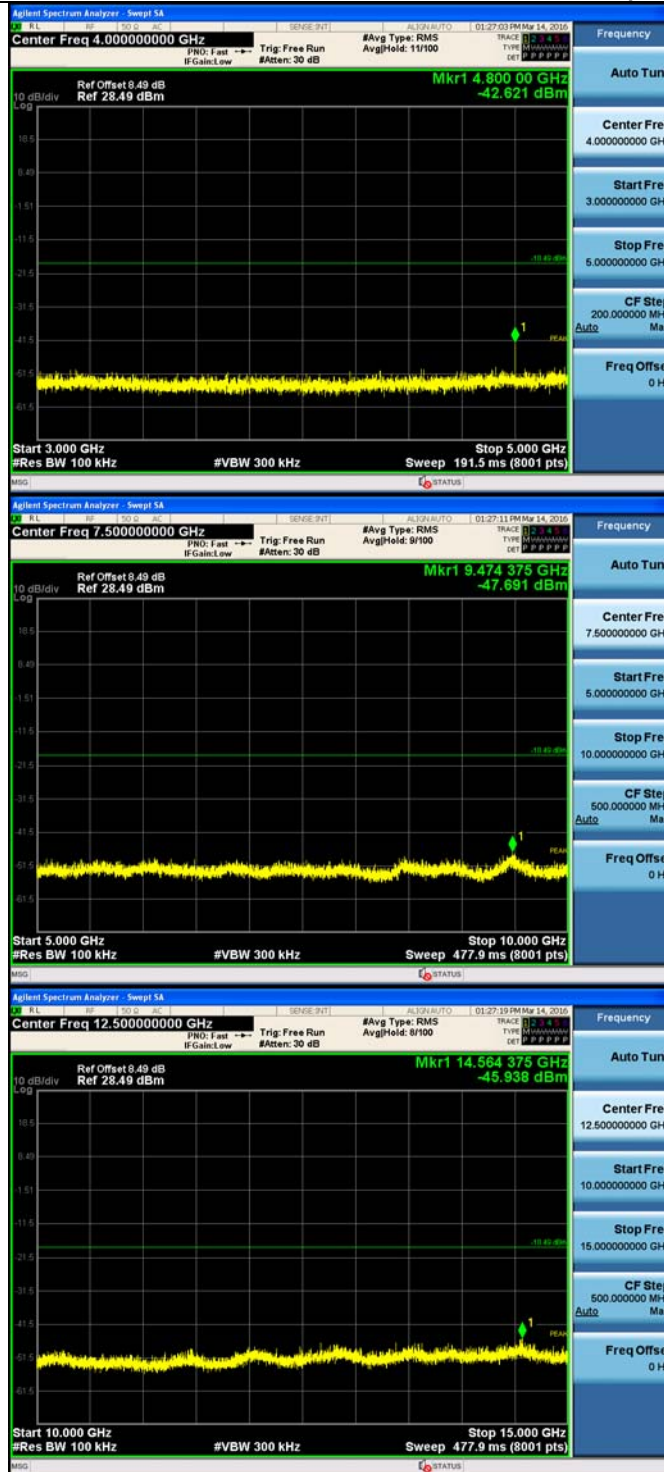


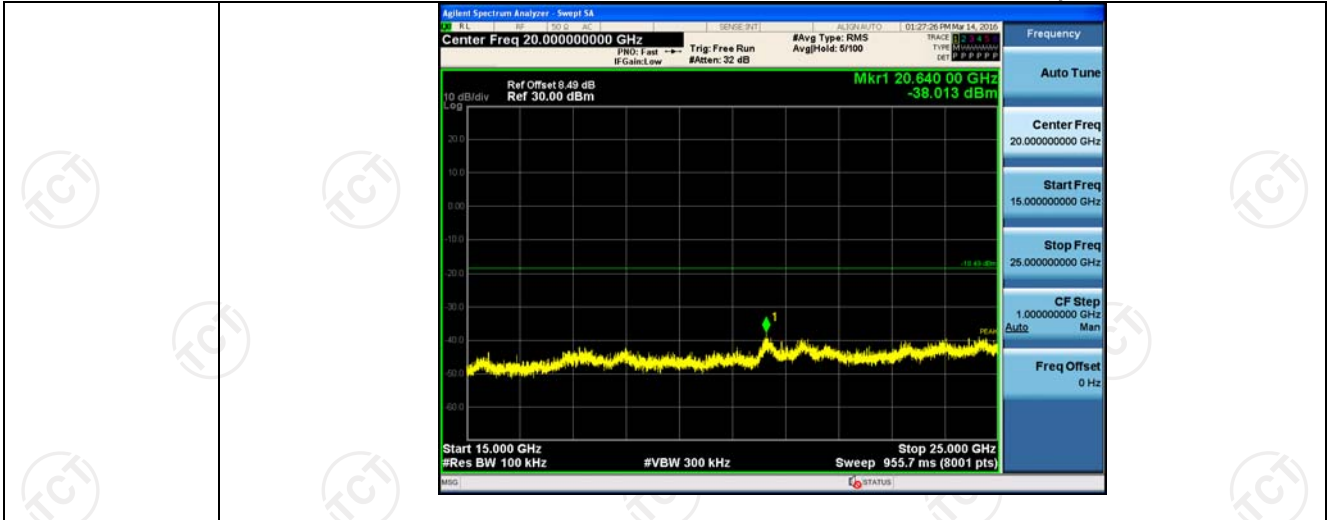




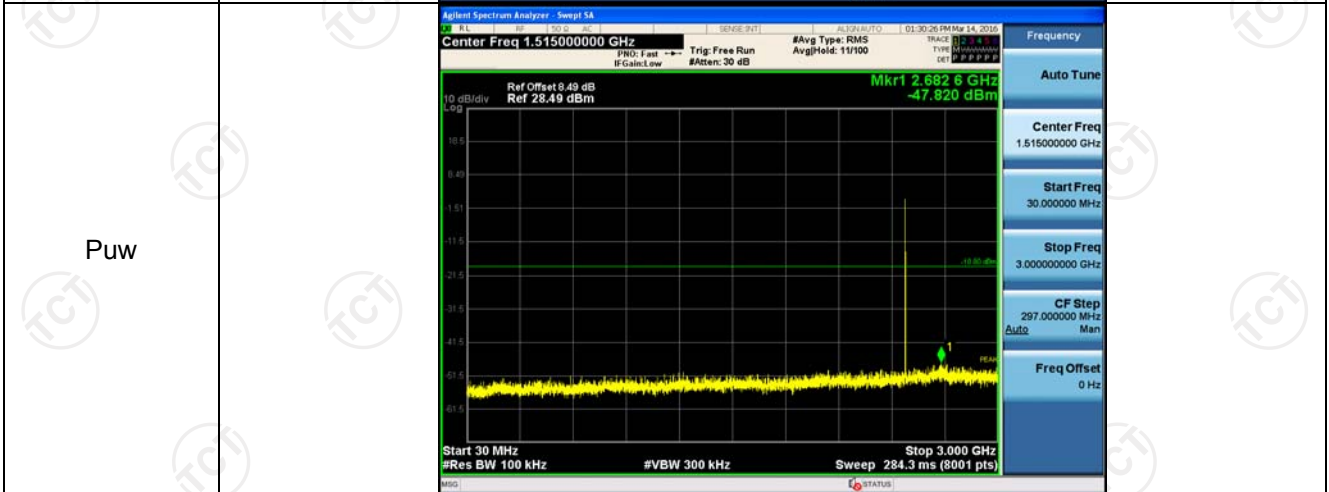
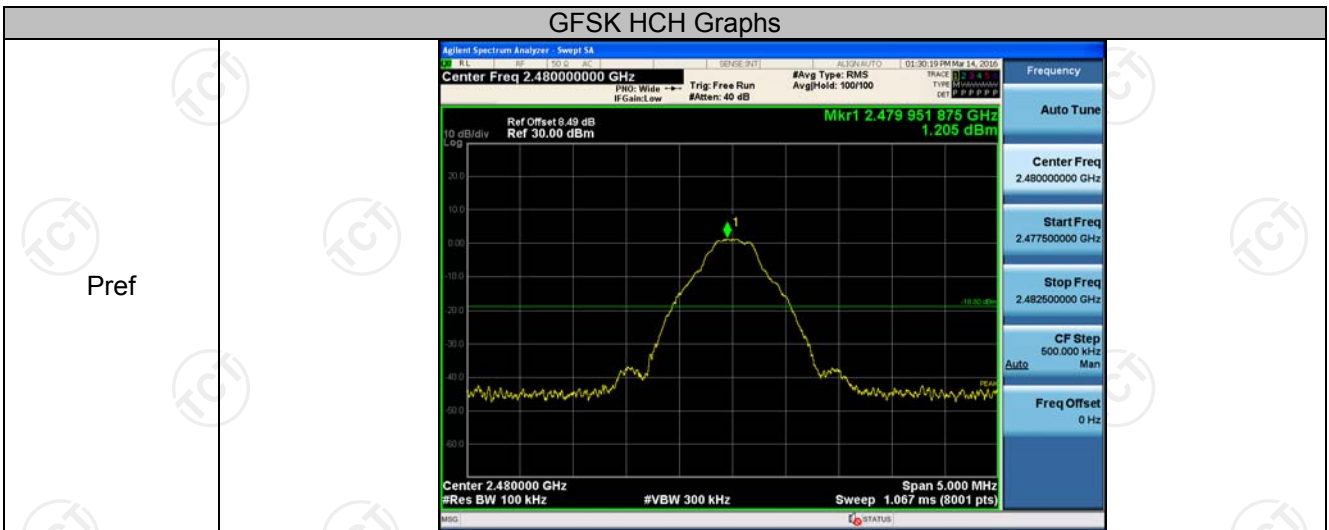
GFSK_MCH_Graphs

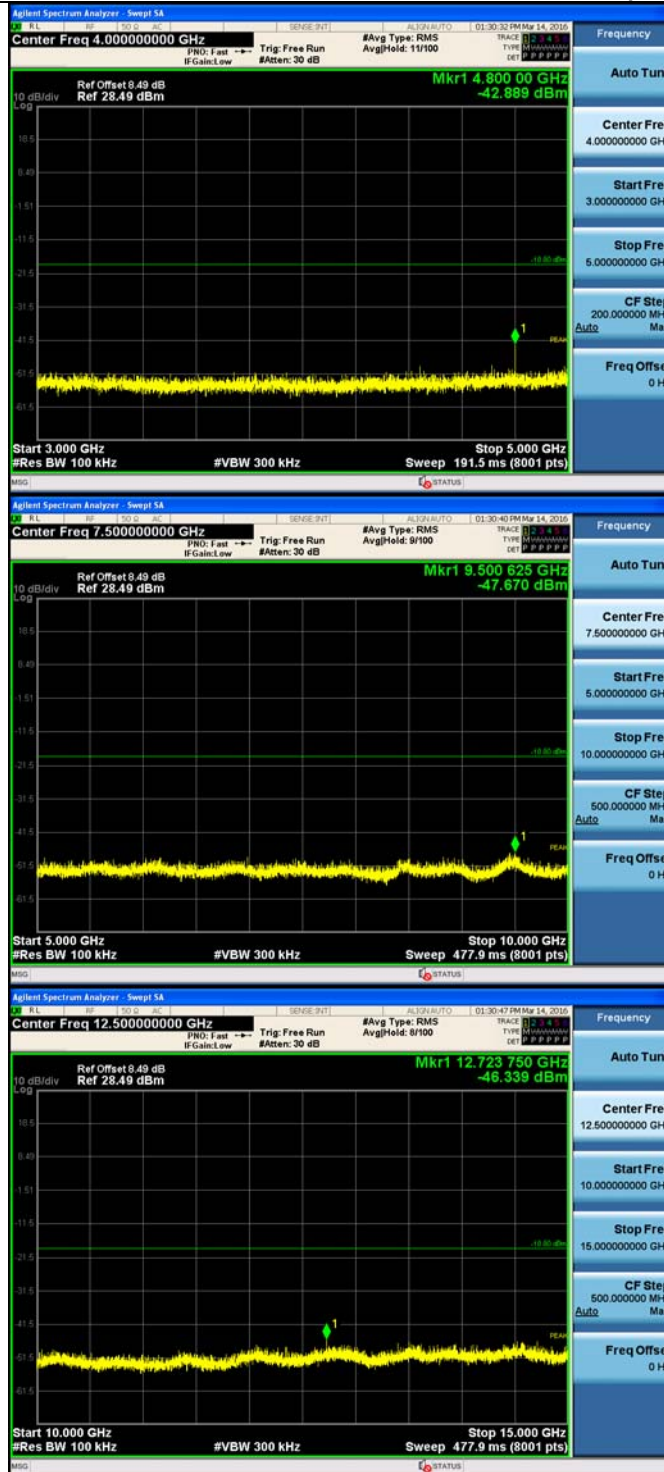


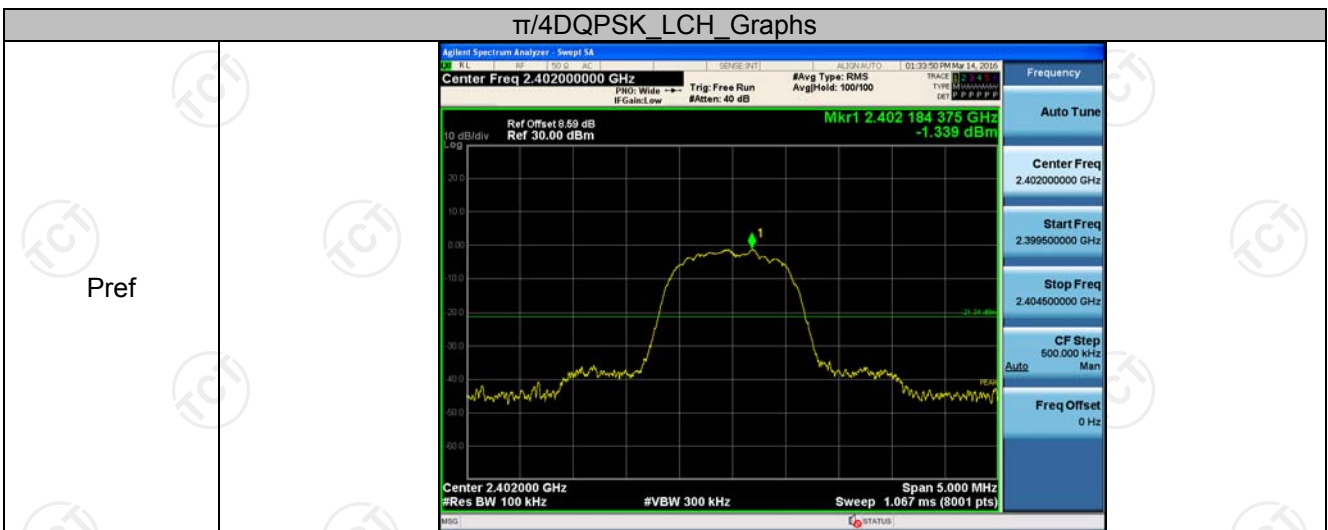
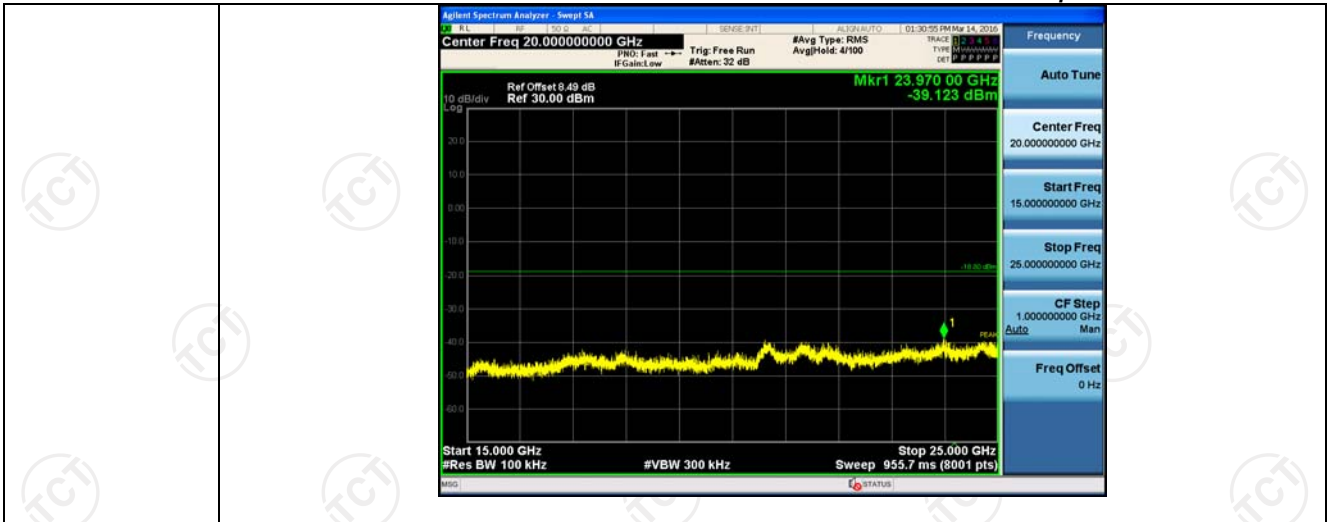




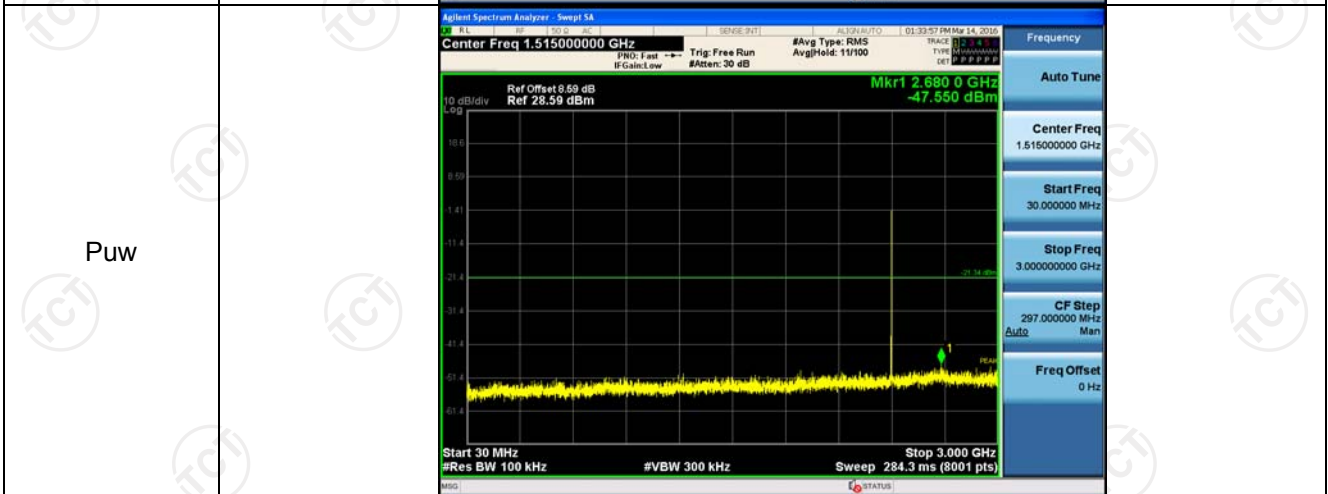
GFSK HCH Graphs



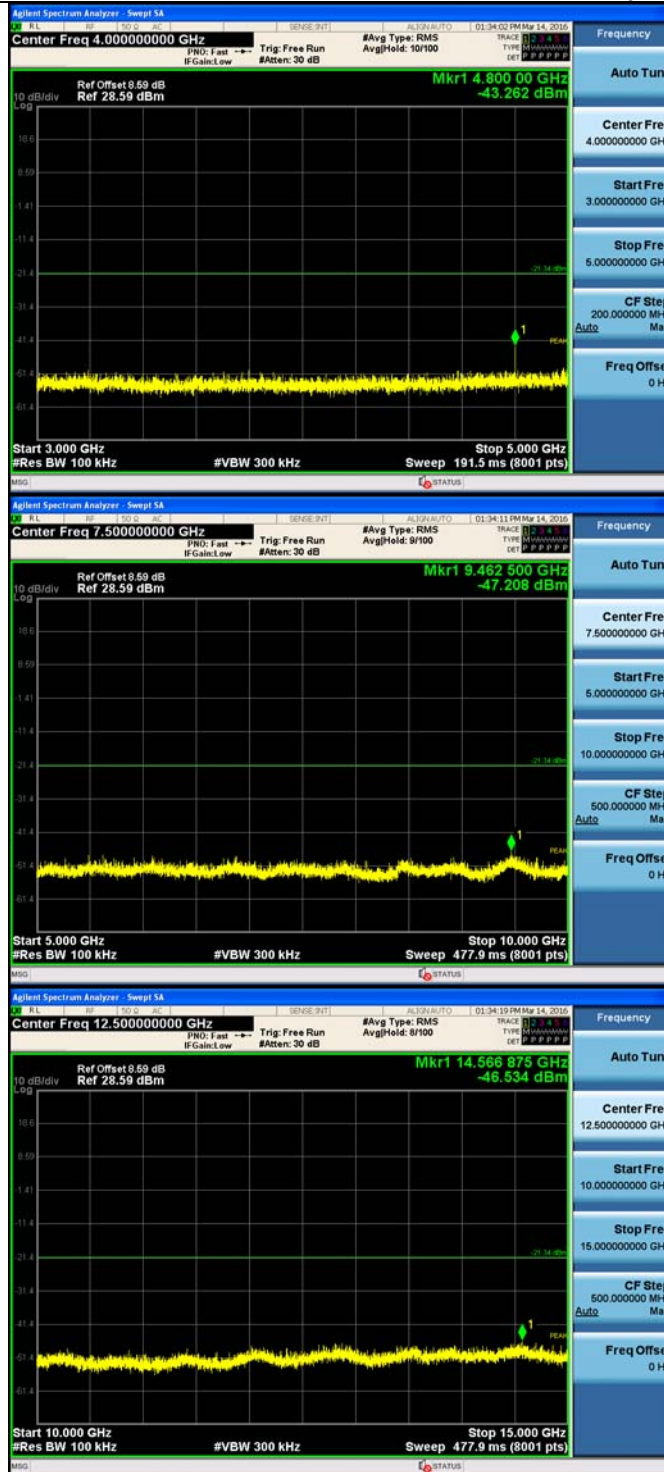


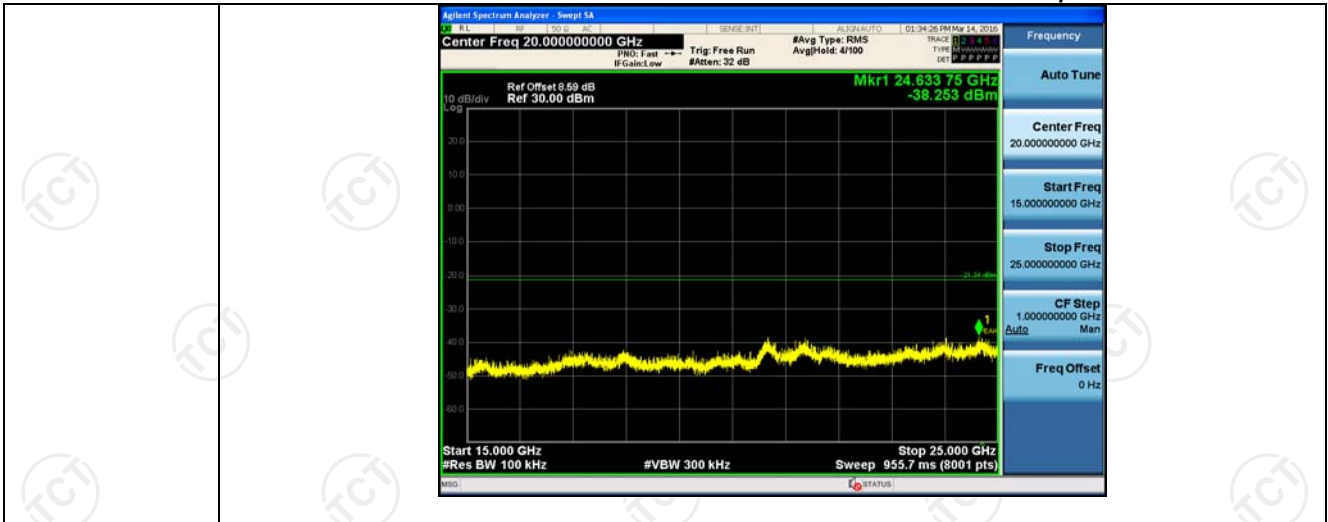


Pref

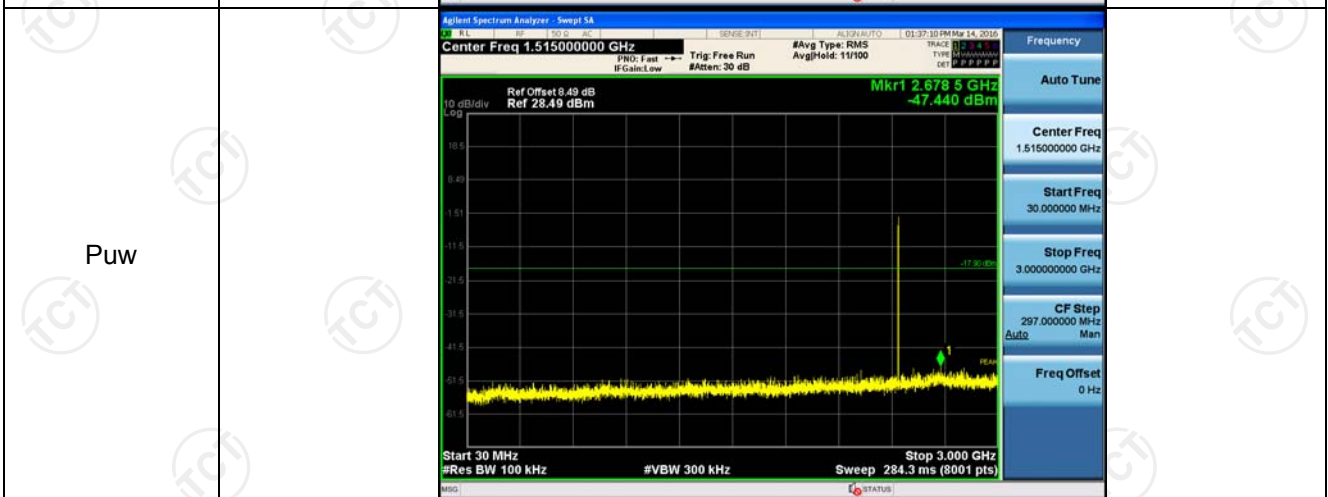
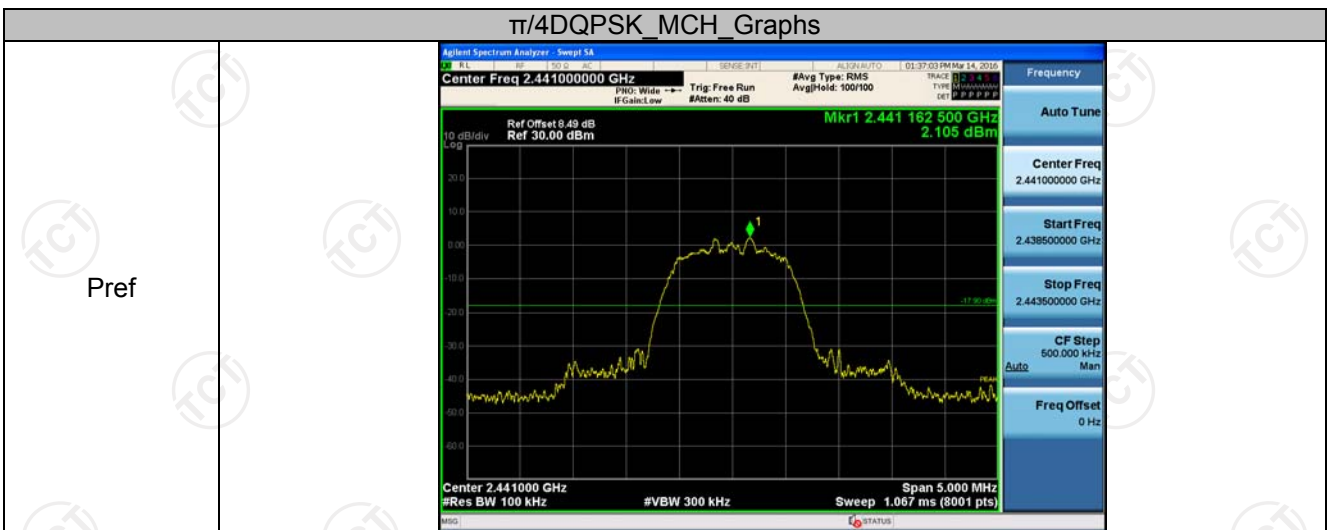


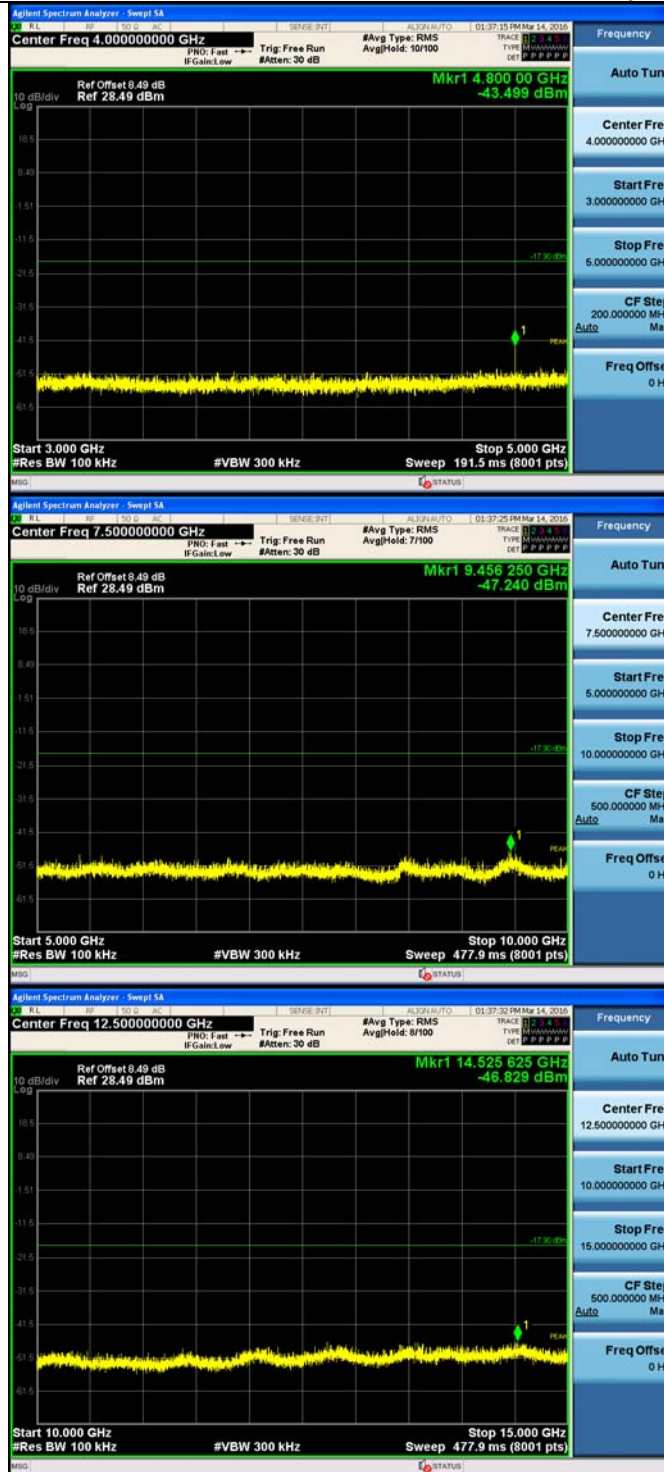
Puw

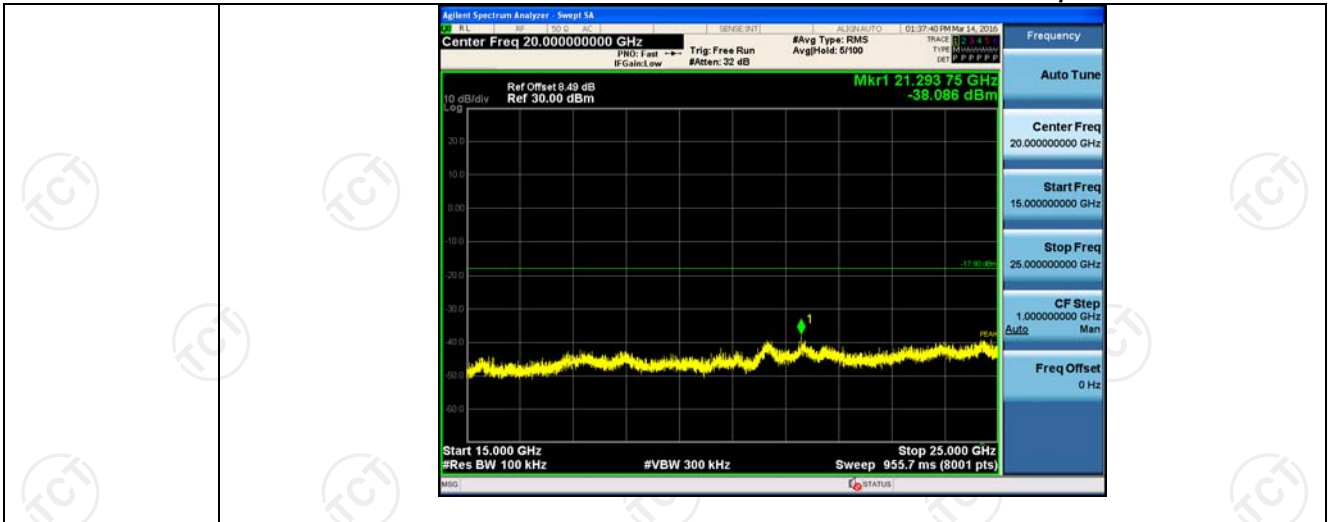




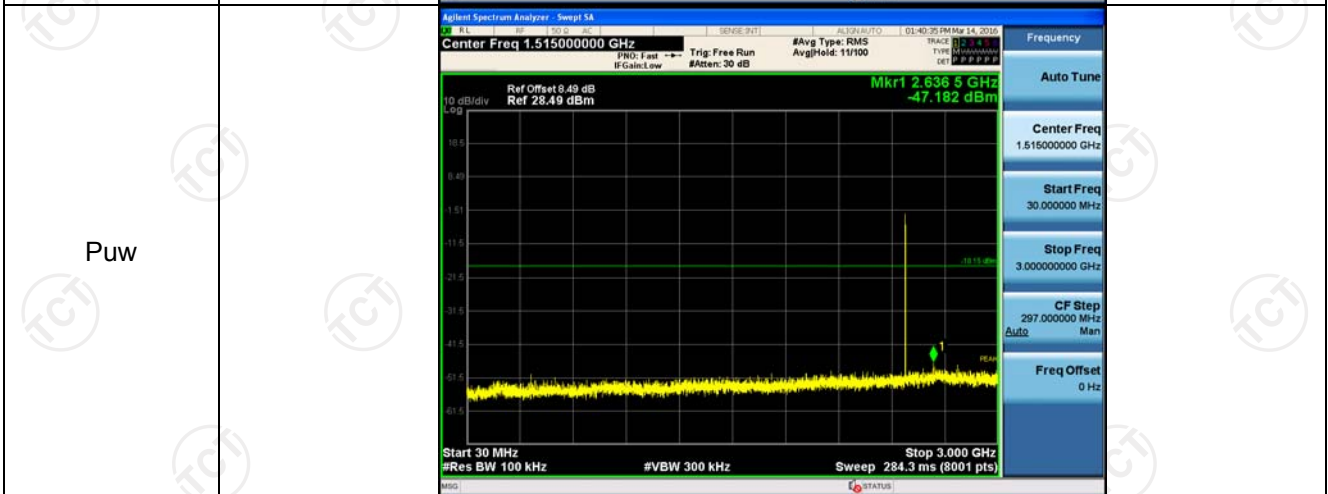
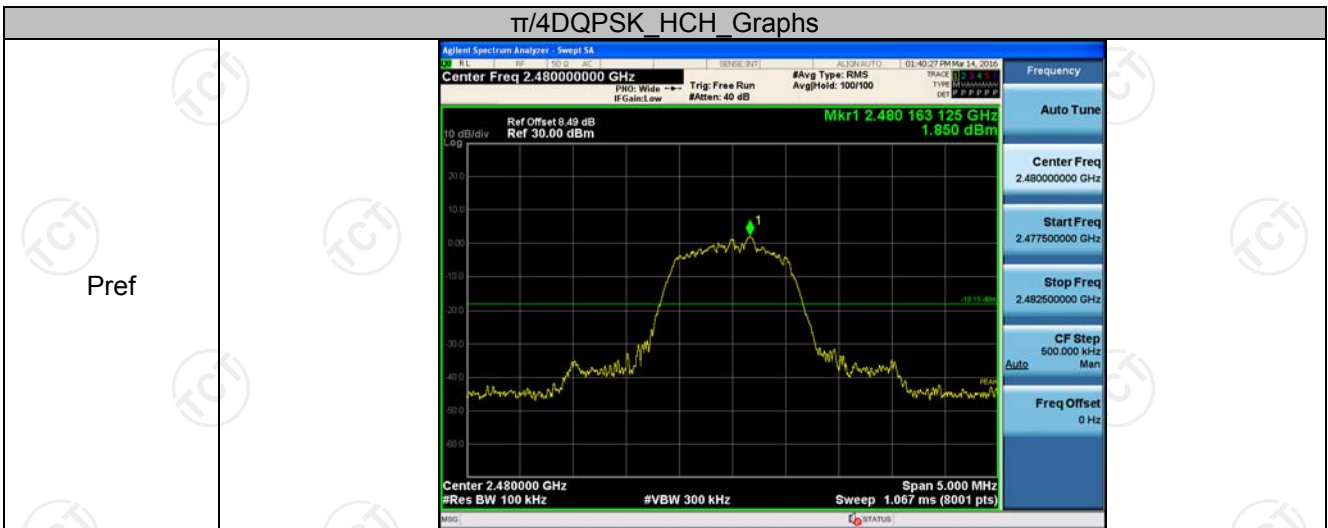
$\pi/4$ DQPSK_MCH_Graphs

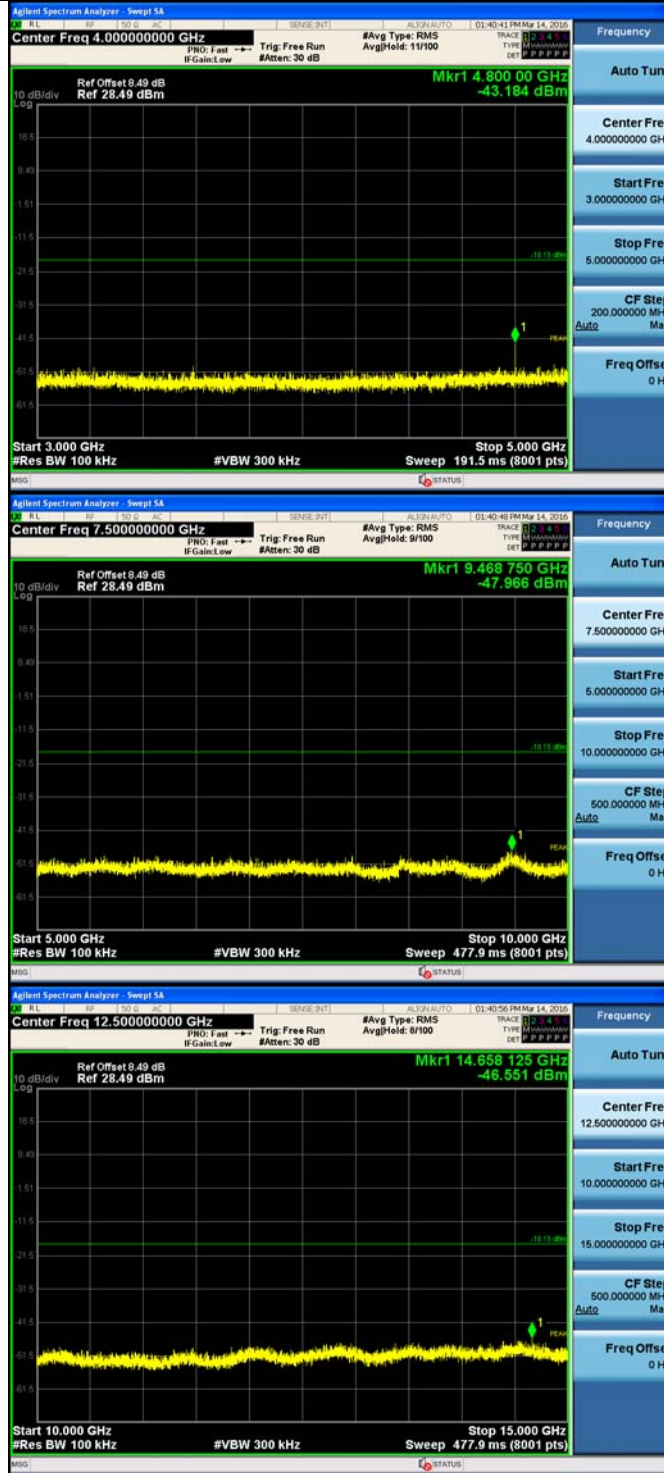


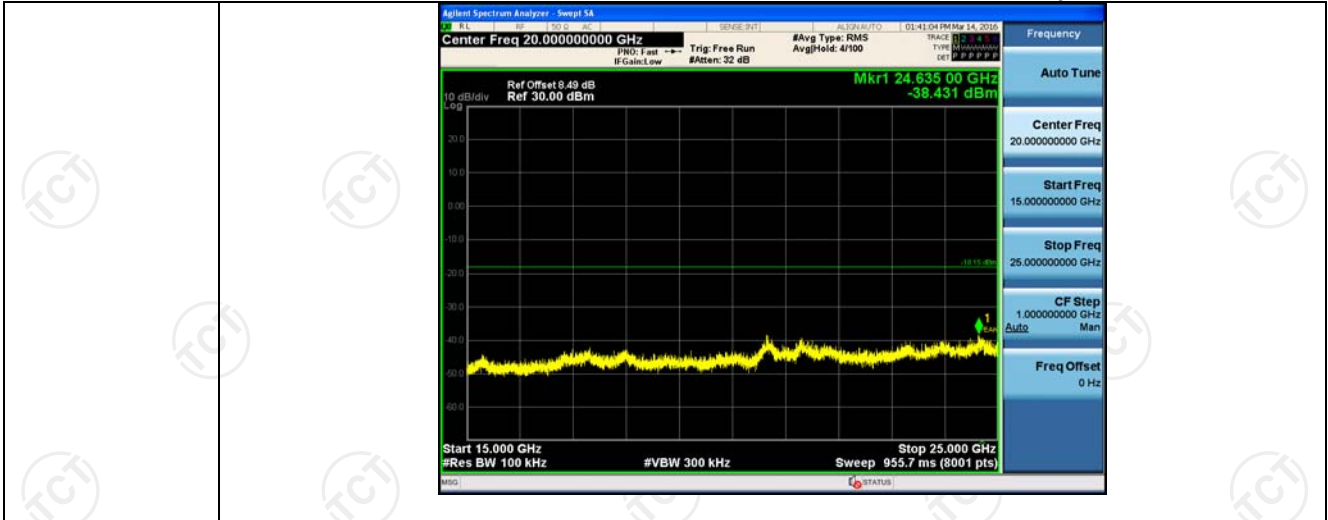




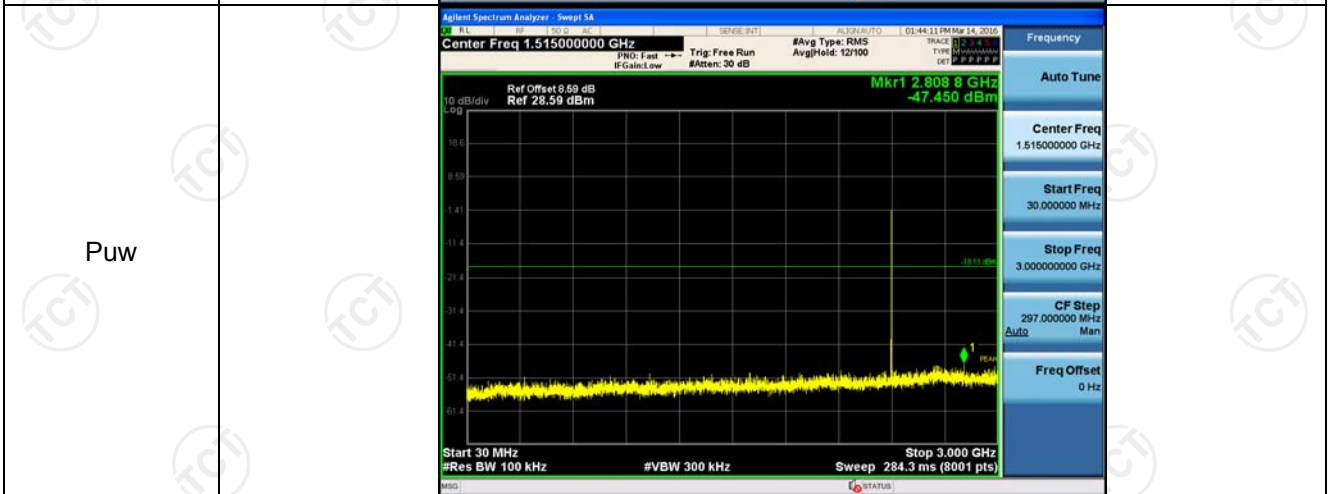
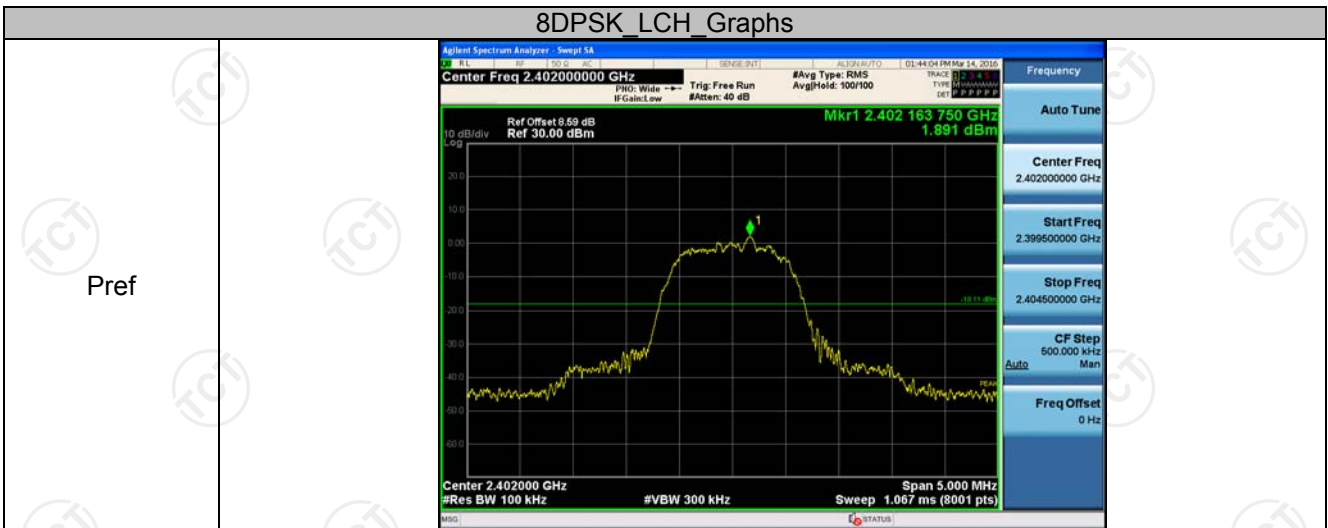
$\pi/4$ DQPSK_HCH_Graphs

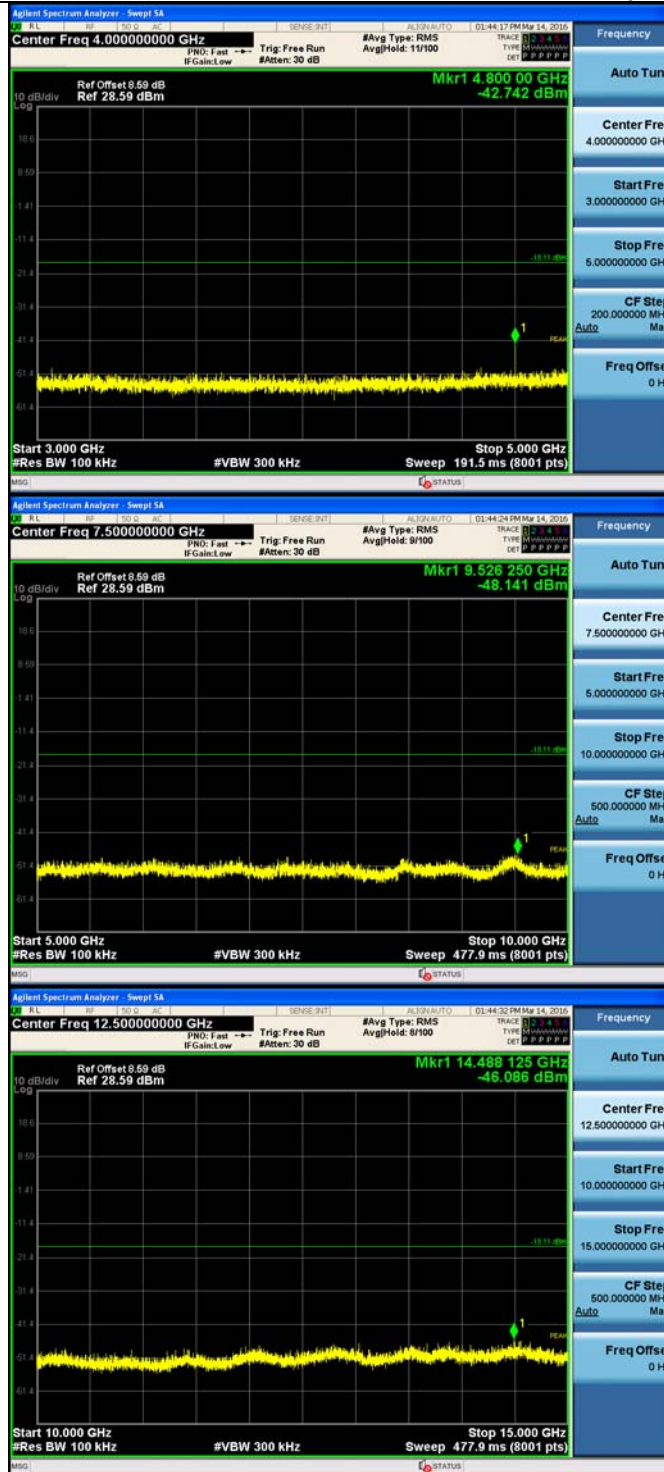


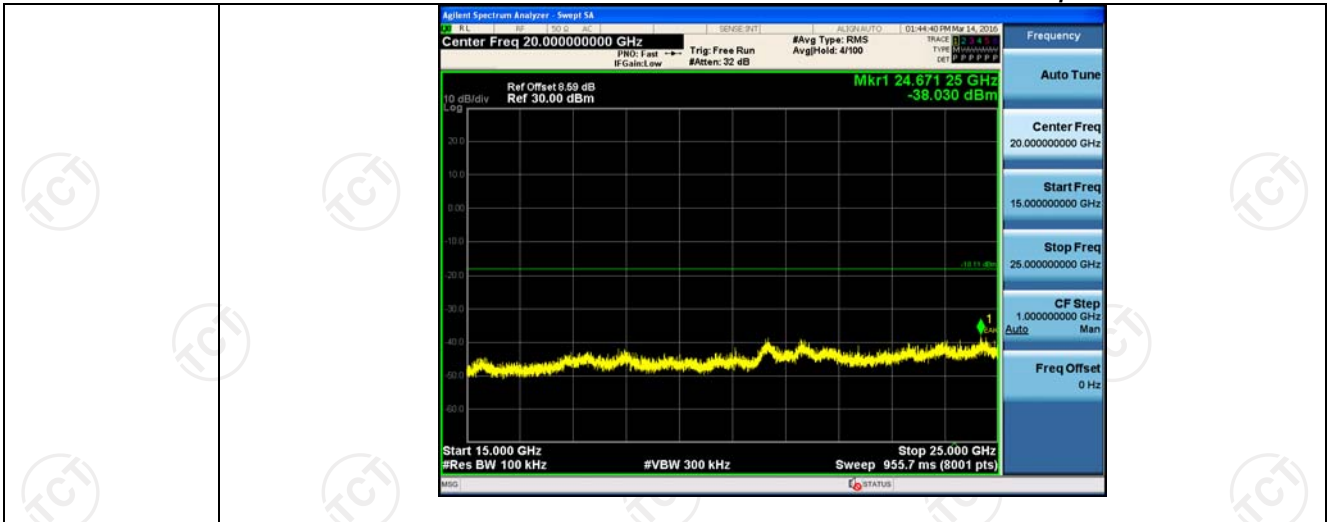




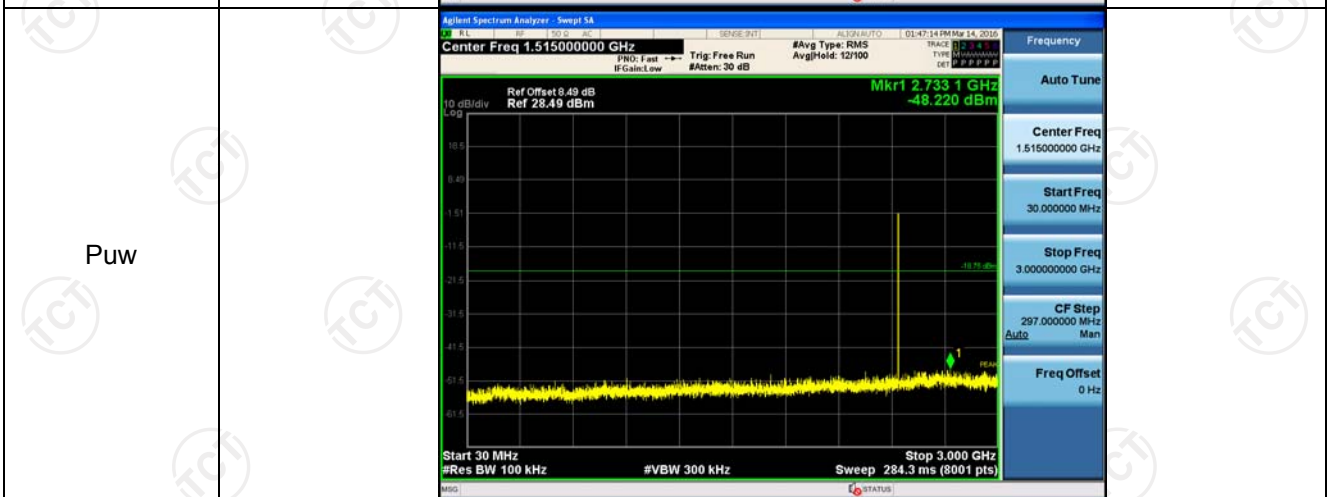
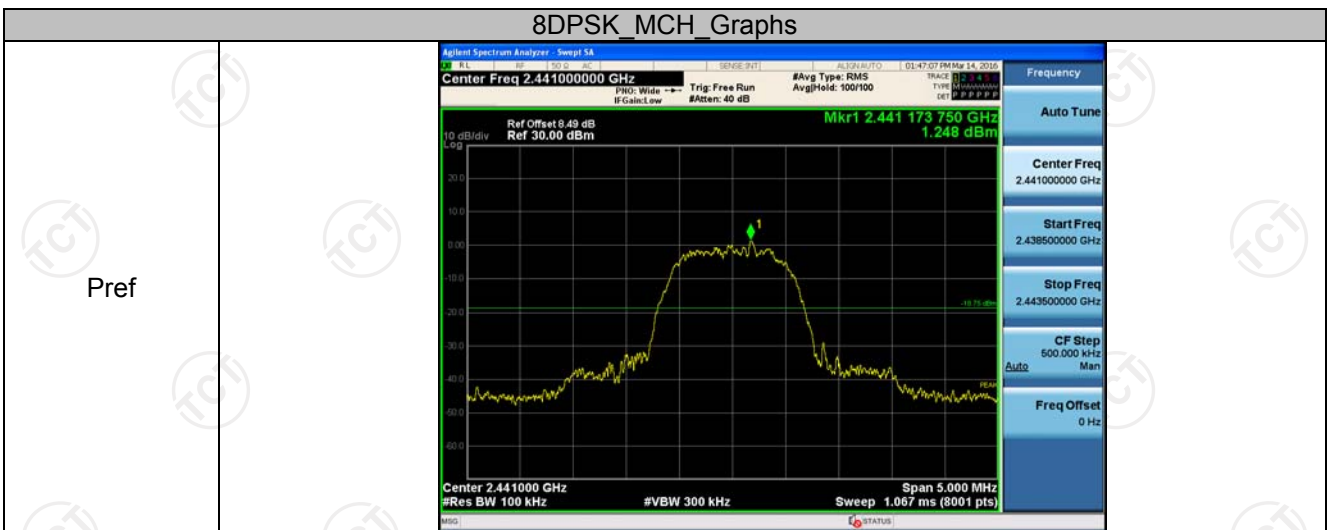
8DPSK_LCH_Graphs

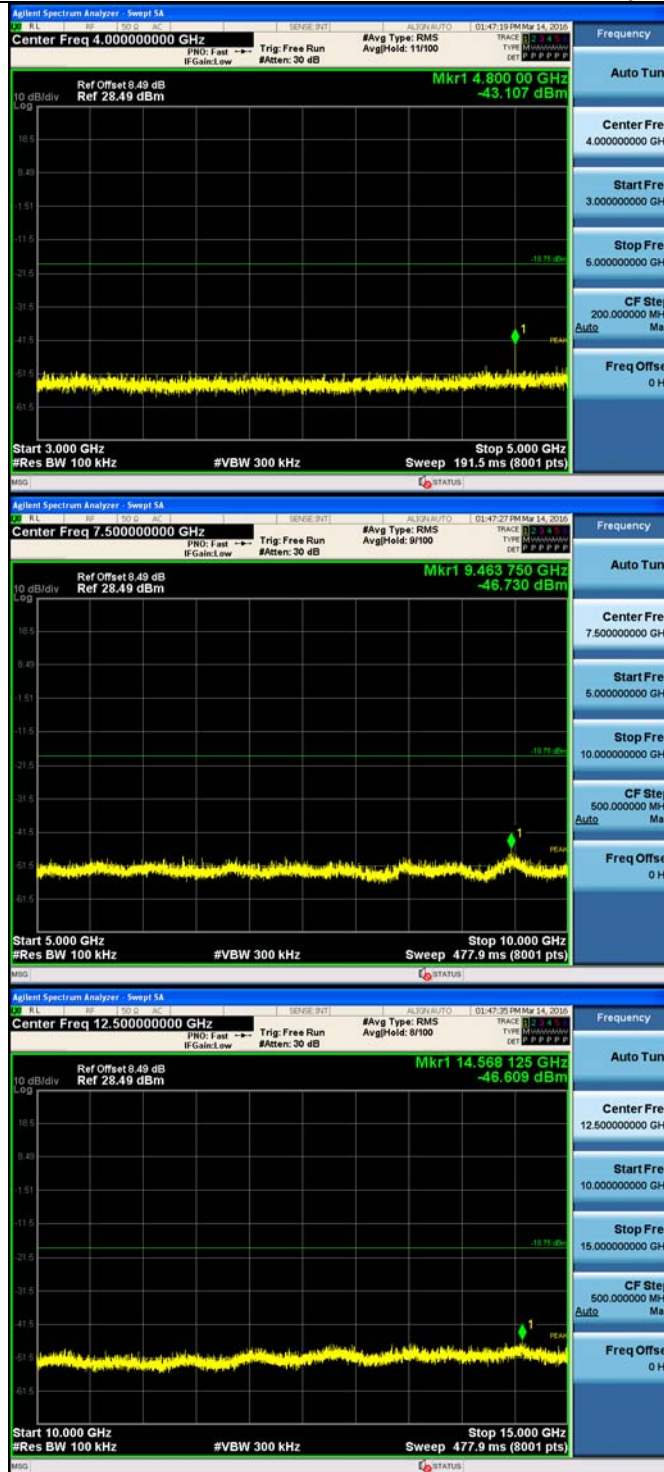


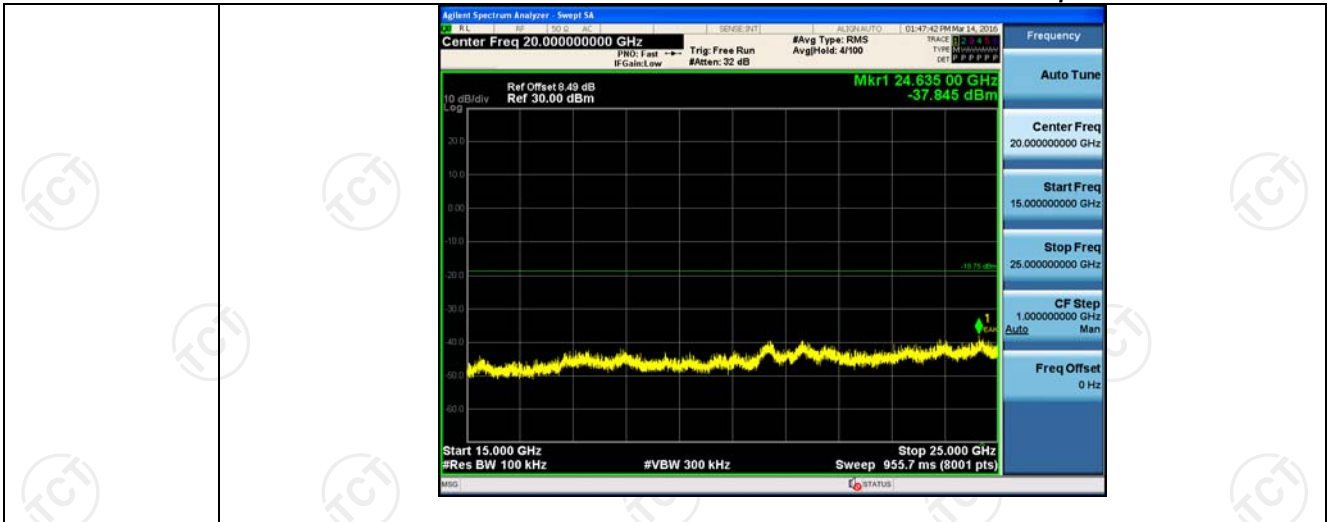




8DPSK MCH_Graphs







8DPSK_HCH_Graphs

