


PHOTOGRAPHS OF TEST SETUP




Radiated spurious emission Test Setup-1(Below 1GHz)




Radiated spurious emission Test Setup-2(Above 1GHz)



Radiated spurious emission Test Setup-3(Above 18GHz)



Radiated spurious emission Test Setup-4
There are absorbing materials under the ground.



Conducted Emissions Test Setup

PHOTOGRAPHS OF EUT Constructional Details

Refer to Report No.EED32P81119601 for EUT external and internal photos.

The test report is effective only with both signature and specialized stamp, The result(s) shown in this report refer only to the sample(s) tested. Without written approval of CTI, this report can't be reproduced except in full.

*** End of Report ***