

USER MANUAL

Z3

Bluetooth Speaker

Packing List



❶ Z3 Wireless Speaker

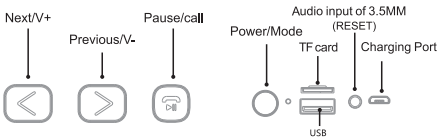


❷ USB Cable



❸ Manual

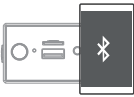
The Description Of The Product



Connection Mode

❶ On/Off

Pressing power key for 2 seconds.
Z3 Wireless speaker will be Wireless mode automatically.



❷

Connecting with mobile device

Turn on the mobile device and Z3 speaker's Wireless, then connecting "Z3" on the digital device.

Operation



1. Wireless Player
Connecting your smartphone with the speaker, then you can control the speaker by your smartphone.

2. 3.5mm Audio Input Port
Playing music through connecting the speaker with digital device by audio cable.




* Now, if the Wireless music has been input, you can switch the Wireless mode.

3. TF Card Reading
It automatically switches into playing TF card music after the TF card is input



* Support TF card (Max 16GB)

4. Support USB Music Playing



5. Speakerphone
Z3 speaker will have voice prompt when there have phone call during the phone connecting with the speaker.
And you can answer the call by Z3 speaker.

Functional Parameter

Model	Z3
Loudspeaker	(Φ) 50mm
Loudspeaker Output	5w THD=10%
Signal-to-Noise	≥90dB
Responding Frequency	90Hz~20KHz
Power supply	DC5V±500mA
Net weight	255g

Features

- 1.Easy operation,elegant design.
- 2.Small size,great sound quality indoors and outdoors with a long battery life.
- 3.It connects wirelessly to your smartphone,tablet or other Wireless device,so you can listen to your music,videos or games anytime,anywhere.And it lets you play while it charges.
- 4.And the built-in speakerphone lets you take calls out loud,too.
- 5.Auxiliary port lets you connect other audio sources,like an MP3 player etc..

FCC Statement

This device complies with Part 15 of the FCC rules. Operation is subject to the following two conditions: 1) this device may not cause harmful interference, and 2) this device must accept any interference received, including interference that may cause undesired operation.

Note: This equipment has been tested and found to comply with the limits for a Class B digital device, pursuant to part 15 of the FCC Rules. These limits are designed to provide reasonable protection against harmful interference in a residential installation. This equipment generates uses and can radiate radio frequency energy and, if not installed and used in accordance with the instructions, may cause harmful interference to radio communications. However, there is no guarantee that interference will not occur in particular installation. If this equipment does cause harmful interference to radio or television reception, which can be determined by turning the equipment off and on, the user is encouraged to try to correct the interference by one or more of the following measures:

- Reorient or relocate the receiving antenna.
- Increase the separation between the equipment and receiver.
- Connect the equipment into an outlet on a circuit different from that to which the receiver is connected.
- Consult the dealer or an experienced radio/TV technician for help.

Changes or modifications not expressly approved by the party responsible for compliance could void the user's authority to operate the equipment.

This device is measured RF output power is less than the SAR exclusion threshold value for human head and body. Therefore, SAR test is not necessary.