

# FCC Part 24E & 27

## Measurement and Test Report

For

**Boly Media Communications (Shenzhen) Co., Ltd.**

**5/F West, 2nd Building, Pengtengda Industrial Park, Huarong Rd., Dalang**

**Subdistrict, Longhua District, Shenzhen, Guangdong, China**

**FCC ID: 2AHGW-BG310**

**FCC Rules:** FCC Part 24E, FCC Part 27

**Product Description:** Scouting Camera/Trail Camera

**Tested Model:** BG310-M SERIES

**Report No.:** WTX20X01001344W

**Sample Receipt Date:** Jan.06, 2020

**Tested Date:** Jan.06, 2020 to Feb.26, 2020

**Issued Date:** Feb.26, 2020

**Tested By:** Jason Su / Engineer

**Reviewed By:** Lion Cai / RF Manager

**Approved & Authorized By:** Silin Chen / Manager

**Prepared By:**

*Jason Su*

*Lion Cai*

*Silin Chen*



**Shenzhen SEM Test Technology Co., Ltd.**

1/F, Building A, Hongwei Industrial Park, Liuxian 2nd Road,  
Bao'an District, Shenzhen, P.R.C. (518101)

Tel.: +86-755-33663308 Fax.: +86-755-33663309 Website: www.semtest.com.cn

Note: This test report is limited to the above client company and the product model only. It may not be duplicated without prior permitted by Shenzhen SEM Test Technology Co., Ltd.



## **TABLE OF CONTENTS**

|   |           |
|---|-----------|
| <b>1. GENERAL INFORMATION.....</b>                          | <b>4</b>  |
| 1.1 PRODUCT DESCRIPTION FOR EQUIPMENT UNDER TEST (EUT)..... | 4         |
| 1.2 TEST STANDARDS.....                                     | 6         |
| 1.3 TEST METHODOLOGY.....                                   | 6         |
| 1.4 TEST FACILITY.....                                      | 6         |
| 1.5 EUT SETUP AND TEST MODE.....                            | 7         |
| 1.6 MEASUREMENT UNCERTAINTY.....                            | 8         |
| 1.7 TEST EQUIPMENT LIST AND DETAILS.....                    | 9         |
| <b>2. SUMMARY OF TEST RESULTS.....</b>                      | <b>11</b> |
| <b>3. RF EXPOSURE.....</b>                                  | <b>12</b> |
| 3.1 STANDARD APPLICABLE.....                                | 12        |
| 3.2 TEST RESULT.....  | 12        |
| <b>4. RF OUTPUT POWER.....</b>                              | <b>13</b> |
| 4.1 STANDARD APPLICABLE.....                                | 13        |
| 4.2 TEST PROCEDURE.....                                     | 13        |
| 4.3 SUMMARY OF TEST RESULTS/PLOTS.....                      | 13        |
| <b>5. PEAK-TO-AVERAGE RATIO (PAR) OF TRANSMITTER.....</b>   | <b>20</b> |
| 5.1 STANDARD APPLICABLE.....                                | 20        |
| 5.2 TEST PROCEDURE.....                                     | 20        |
| 5.3 SUMMARY OF TEST RESULTS.....                            | 20        |
| <b>6. EMISSION BANDWIDTH.....</b>                           | <b>21</b> |
| 6.1 STANDARD APPLICABLE.....                                | 21        |
| 6.2 TEST PROCEDURE.....                                     | 21        |
| 6.3 SUMMARY OF TEST RESULTS/PLOTS.....                      | 21        |
| <b>7. OUT OF BAND EMISSIONS AT ANTENNA TERMINAL.....</b>    | <b>22</b> |
| 7.1 STANDARD APPLICABLE.....                                | 22        |
| 7.2 TEST PROCEDURE.....                                     | 23        |
| 7.3 SUMMARY OF TEST RESULTS/PLOTS.....                      | 23        |
| <b>8. SPURIOUS RADIATED EMISSIONS.....</b>                  | <b>24</b> |
| 8.1 STANDARD APPLICABLE.....                                | 24        |
| 8.2 TEST PROCEDURE.....                                     | 25        |
| 8.3 SUMMARY OF TEST RESULTS/PLOTS.....                      | 25        |
| <b>9. FREQUENCY STABILITY.....</b>                          | <b>34</b> |
| 9.1 STANDARD APPLICABLE.....                                | 34        |
| 9.2 TEST PROCEDURE.....                                     | 34        |
| 9.3 SUMMARY OF TEST RESULTS/PLOTS.....                      | 34        |

**Report version**

| Version No. | Date of issue | Description |
|-------------|---------------|-------------|
| Rev.00      | Feb.26, 2020  | Original    |
| /           | /             | /           |

## 1. GENERAL INFORMATION

### 1.1 Product Description for Equipment Under Test (EUT)

#### Client Information

Applicant: Boly Media Communications (Shenzhen) Co., Ltd.  
Address of applicant: 5/F West, 2nd Building, Pengtengda Industrial Park, Huarong Rd., Dalang Subdistrict, Longhua District, Shenzhen, Guangdong, China

Manufacturer: Boly Media Communications (Shenzhen) Co., Ltd.  
Address of manufacturer: 5/F West, 2nd Building, Pengtengda Industrial Park, Huarong Rd., Dalang Subdistrict, Longhua District, Shenzhen, Guangdong, China

| General Description of EUT:   |  |
|---|--|
| Product Name:   | Scouting Camera/Trail Camera             |
| Brand Name:   | BOLY, Scoutguard, Bolyguard, Lover's Eye |
| Model No.:  | BG310-M SERIES                           |
| Adding Model(s):  | /  |
| Rated Voltage:  | DC3.7V                                   |
| Battery:  | /  |
| Adapter Model:  | /  |
| Software Version:   | /  |
| Hardware Version:   | /  |
| Device Category:  | Fixed Device                             |
| <i>Note: The test data is gathered from a production sample provided by the manufacturer.</i> |  |



| Technical Characteristics of EUT: Main board |  |
|--|--|
| 4G   |  |
| Support Networks:                            | FDD-LTE  |
| Support Band:                                | FDD-LTE Bnd 2, 4, 12   |
| Uplink Frequency:                            | FDD-LTE Band 2: Tx: 1850-1910MHz,<br>FDD-LTE Band 4: Tx: 1710-1755MHz,<br>FDD-LTE Band 12: Tx: 699-716MHz, |
| Downlink Frequency:                          | FDD-LTE Band 2: Rx: 1930-1990MHz,<br>FDD-LTE Band 4: Rx: 2110-2155MHz,<br>FDD-LTE Band 12: Rx: 729-746MHz, |
| RF Output Power:                             | FDD-LTE Band 2: 22.75dBm,<br>FDD-LTE Band 4: 23.25dBm,<br>FDD-LTE Band 12: 23.49dBm,                       |
| Type of Emission:                            | FDD-LTE Band 2: 17M8G7D, 17M8W7D<br>FDD-LTE Band 4: 17M9G7D, 17M8W7D<br>FDD-LTE Band 12: 8M94G7D, 8M94W7D  |
| Type of Modulation:                          | QPSK, 16QAM  |
| Antenna Type:                                | External Antenna   |
| Antenna Gain:                                | FDD-LTE Band 2: 3.0dBi,<br>FDD-LTE Band 4: 3.0dBi,<br>FDD-LTE Band 12: 3.0dBi,                             |

## 1.2 Test Standards

The tests were performed according to following standards:

**FCC Rules Part 2:** FREQUENCY ALLOCATIONS AND RADIO TREATY MATTERS; GENERAL RULES AND REGULATIONS

**FCC Rules Part 24:** PUBLIC MOBILE SERVICES

**FCC Rules Part 27:** MISCELLANEOUS WIRELESS COMMUNICATIONS SERVICES

**TIA/EIA 603 E March 2016:** Land Mobile FM or PM Communications Equipment Measurement and Performance Standards.

**ANSI C63.26-2015:** American National Standard for Compliance Testing of Transmitters Used in Licensed Radio Services

**KDB 971168 D01 Power Meas License Digital Systems v03r01:** MEASUREMENT GUIDANCE FOR CERTIFICATION OF LICENSED DIGITAL TRANSMITTERS

**Maintenance of compliance** is the responsibility of the manufacturer. Any modification of the product, which result in lowering the emission, should be checked to ensure compliance has been maintained.

## 1.3 Test Methodology

All measurements contained in this report were conducted with TIA/EIA 603 E/ KDB 971168/ ANSI C63.26

The equipment under test (EUT) was configured to measure its highest possible emission level. The test modes were adapted accordingly in reference to the Operating Instructions.

## 1.4 Test Facility

### Address of the test laboratory

Laboratory: Shenzhen SEM Test Technology Co., Ltd.

Address: 1/F, Building A, Hongwei Industrial Park, Liuxian 2nd Road, Bao'an District, Shenzhen, P.R.C. (518101)

### FCC – Registration No.: 125990

Shenzhen SEM Test Technology Co., Ltd. EMC Laboratory has been registered and fully described in a report filed with the FCC (Federal Communications Commission). The acceptance letter from the FCC is maintained in our files. The Designation Number is CN5010, and Test Firm Registration Number is 125990.

### Industry Canada (IC) Registration No.: 11464A

The 3m Semi-anechoic chamber of Shenzhen SEM Test Technology Co., Ltd. has been registered by Certification and Engineering Bureau of Industry Canada for radio equipment testing with Registration No.: 11464A.

## 1.5 EUT Setup and Test Mode

The EUT was operated in the engineering mode to fix the Tx frequency that was for the purpose of the measurements. All testing shall be performed under maximum output power condition, and to measure its highest possible emissions level, more detailed description as follows:

| Test Mode List |                 |                            |
|----------------|-----------------|----------------------------|
| Test Mode      | Description     | Remark                     |
| TM1            | FDD-LTE Band 2  | Low, Middle, High Channels |
| TM2            | FDD-LTE Band 4  | Low, Middle, High Channels |
| TM3            | FDD-LTE Band 12 | Low, Middle, High Channels |

| Test Conditions    |           |
|--------------------|-----------|
| Temperature:       | 22~25 °C  |
| Relative Humidity: | 50~55 %.  |
| ATM Pressure:      | 1019 mbar |

| EUT Cable List and Details |            |                     |                        |
|----------------------------|------------|---------------------|------------------------|
| Cable Description          | Length (m) | Shielded/Unshielded | With / Without Ferrite |
| /                          | /          | /                   | /                      |

| Special Cable List and Details |            |                     |                        |
|--------------------------------|------------|---------------------|------------------------|
| Cable Description              | Length (m) | Shielded/Unshielded | With / Without Ferrite |
| /                              | /          | /                   | /                      |

| Auxiliary Equipment List and Details |              |       |               |
|--------------------------------------|--------------|-------|---------------|
| Description                          | Manufacturer | Model | Serial Number |
| /                                    | /            | /     | /             |

## 1.6 Measurement Uncertainty

| Measurement uncertainty        |            |                               |
|--------------------------------|------------|-------------------------------|
| Parameter                      | Conditions | Uncertainty                   |
| RF Output Power                | Conducted  | $\pm 0.42\text{dB}$           |
| Occupied Bandwidth             | Conducted  | $\pm 1.5\%$                   |
| Frequency Stability            | Conducted  | 2.3%                          |
| Transmitter Spurious Emissions | Conducted  | $\pm 0.42\text{dB}$           |
| Transmitter Spurious Emissions | Radiated   | 30-200MHz $\pm 4.52\text{dB}$ |
|                                |            | 0.2-1GHz $\pm 5.56\text{dB}$  |
|                                |            | 1-6GHz $\pm 3.84\text{dB}$    |
|                                |            | 6-18GHz $\pm 3.92\text{dB}$   |



### 1.7 Test Equipment List and Details

| No.       | Description             | Manufacturer           | Model            | Serial No.  | Cal Date   | Due. Date  |
|-----------|-------------------------|------------------------|------------------|-------------|------------|------------|
| SEMT-1075 | Communication Tester    | Rohde & Schwarz        | CMW500           | 148650      | 2019-04-30 | 2020-04-29 |
| SEMT-1063 | GSM Tester              | Rohde & Schwarz        | CMU200           | 114403      | 2019-04-30 | 2020-04-29 |
| SEMT-1072 | Spectrum Analyzer       | Agilent                | E4407B           | MY41440400  | 2019-04-30 | 2020-04-29 |
| SEMT-1079 | Spectrum Analyzer       | Agilent                | N9020A           | US47140102  | 2019-04-30 | 2020-04-29 |
| SEMT-1080 | Signal Generator        | Agilent                | 83752A           | 3610A01453  | 2019-04-30 | 2020-04-29 |
| SEMT-1081 | Vector Signal Generator | Agilent                | N5182A           | MY47070202  | 2019-04-30 | 2020-04-29 |
| SEMT-1028 | Power Divider           | Weinschel              | 1506A            | PM204       | 2019-04-30 | 2020-04-29 |
| SEMT-1082 | Power Divider           | RF-Lambda              | RFLT4W5M18G      | 14110400027 | 2019-04-30 | 2020-04-29 |
| SEMT-1031 | Spectrum Analyzer       | Rohde & Schwarz        | FSP30            | 836079/035  | 2019-04-30 | 2020-04-29 |
| SEMT-1007 | EMI Test Receiver       | Rohde & Schwarz        | ESVB             | 825471/005  | 2019-04-30 | 2020-04-29 |
| SEMT-1008 | Amplifier               | Agilent                | 8447F            | 3113A06717  | 2019-04-30 | 2020-04-29 |
| SEMT-1043 | Amplifier               | C&D                    | PAP-1G18         | 2002        | 2019-04-30 | 2020-04-29 |
| SEMT-1069 | Loop Antenna            | Schwarz beck           | FMZB 1516        | 9773        | 2019-05-05 | 2021-05-04 |
| SEMT-1068 | Broadband Antenna       | Schwarz beck           | VULB9163         | 9163-333    | 2019-05-05 | 2021-05-04 |
| SEMT-1042 | Horn Antenna            | ETS                    | 3117             | 00086197    | 2019-05-05 | 2021-05-04 |
| SEMT-1121 | Horn Antenna            | Schwarz beck           | BBHA 9170        | BBHA9170582 | 2019-05-05 | 2021-05-04 |
| SEMT-1168 | Pre-amplifier           | Direction Systems Inc. | PAP-0126         | 14141-12838 | 2019-04-30 | 2020-04-29 |
| SEMT-1169 | Pre-amplifier           | Direction Systems Inc. | PAP-2640         | 14145-14153 | 2019-04-30 | 2020-04-29 |
| SEMT-1163 | Spectrum Analyzer       | Rohde & Schwarz        | FSP40            | 100612      | 2019-04-30 | 2020-04-29 |
| SEMT-1170 | DRG Horn Antenna        | A.H. SYSTEMS           | SAS-574          | 571         | 2019-05-05 | 2021-05-04 |
| SEMT-1171 | Dipole Antenna          | Schwarz beck           | UHA 9105         | /           | 2019-05-05 | 2021-05-04 |
| SEMT-1172 | Dipole Antenna          | Schwarz beck           | VHA 9103         | /           | 2019-05-05 | 2021-05-04 |
| SEMT-1166 | Power Limiter           | Agilent                | N9356B           | MY45450376  | 2019-04-30 | 2020-04-29 |
| SEMT-1048 | RF Limiter              | ATTEN                  | AT-BSF-2400~2500 | /           | 2019-04-30 | 2020-04-29 |
| SEMT-1055 | RF Limiter              | ATTEN                  | AT-BSF-0820~0920 | /           | 2019-04-30 | 2020-04-29 |
| SEMT-1056 | RF Limiter              | ATTEN                  | AT-BSF-1710~1910 | /           | 2019-04-30 | 2020-04-29 |
| SEMT-1076 | RF Switcher             | Top Precision          | RCS03-A2         | /           | 2019-04-30 | 2020-04-29 |



|           |       |          |                       |   |            |            |
|-----------|-------|----------|-----------------------|---|------------|------------|
| SEMT-C001 | Cable | Zheng DI | LL142-07-07-10M(A)    | / | 2019-03-18 | 2020-03-17 |
| SEMT-C002 | Cable | Zheng DI | ZT40-2.92J-2.92J-6M   | / | 2019-03-18 | 2020-03-17 |
| SEMT-C003 | Cable | Zheng DI | ZT40-2.92J-2.92J-2.5M | / | 2019-03-18 | 2020-03-17 |
| SEMT-C004 | Cable | Zheng DI | 2M0RFC                | / | 2019-03-18 | 2020-03-17 |
| SEMT-C005 | Cable | Zheng DI | 1M0RFC                | / | 2019-03-18 | 2020-03-17 |
| SEMT-C006 | Cable | Zheng DI | 1M0RFC                | / | 2019-03-18 | 2020-03-17 |

| Software List                             |              |          |         |
|---|--------------|----------|---------|
| Description                               | Manufacturer | Model    | Version |
| EMI Test Software<br>(Radiated Emission)* | Farad        | EZ-EMC   | RA-03A1 |
| LTE Test System*                          | Tonscend     | JS1120-1 | V2.5    |

\*Remark: indicates software version used in the compliance certification testing



## 2. SUMMARY OF TEST RESULTS

| FCC Rules                                 | Description of Test Item                   | Result    |
|---|--|-----------|
| §1.1307, §2.1091                          | RF Exposure                                | Compliant |
| §24.232(c), §27.50(b)(c)(d)               | RF Output Power                            | Compliant |
| §24.51, §27.50                            | Peak-to-average Ratio (PAR) of Transmitter | Compliant |
| §24.238(b), §27.53                        | Emission Bandwidth                         | Compliant |
| §24.238(a), §27.53(c)(f)(g)(h)            | Spurious Emissions at Antenna Terminal     | Compliant |
| §24.238(a), §27.53(c)(f)(g)(h)            | Spurious Radiation Emissions               | Compliant |
| §2.917(a), §24.238(a), §27.53(c)(f)(g)(h) | Out of Band Emissions                      | Compliant |
| §24.235, §27.54                           | Frequency Stability                        | Compliant |



### **3. RF Exposure**

---

#### **3.1 Standard Applicable**

According to §1.1307 and §2.1093, the portable transmitter must comply the RF exposure requirements.

#### **3.2 Test Result**

This product complied with the requirement of the RF exposure, please see the RF exposure report.

## 4. RF Output Power

### 4.1 Standard Applicable

According to §24.232(c), mobile and portable stations are limited to 2 watts EIRP and the equipment must employ a means for limiting power to the minimum necessary for successful communications.

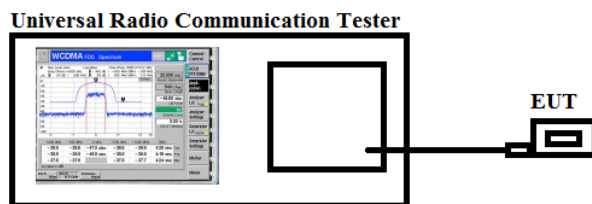
According to §27.50(b) (10) Portable stations (hand-held devices) transmitting in the 746-757 MHz, 776-788 MHz, and 805-806 MHz bands are limited to 3 watts ERP.

According to §27.50(c)(10), portable stations (hand-held devices) in the 698-746 MHz band are limited to 3 watts ERP.

According to §27.50(d)(4), fixed, mobile, and portable (hand-held) stations operating in the 1710-1755 MHz band and mobile and portable stations operating in the 1695-1710 MHz and 1755-1780 MHz bands are limited to 1 watt EIRP.

### 4.2 Test Procedure

- Conducted output power test method:



- Radiated power test method:

1. The setup of EUT is according with per ANSI/TIA Standard 603E and ANSI C63.26 measurement procedure.
2. The measurement antenna was placed at a distance of 3 meters from the EUT. During the tests, the antenna height and polarization as well as EUT azimuth were varied in order to identify the maximum level of emissions from the EUT. The test was performed by placing the EUT on 3-orthogonal axis.
3. The frequency range up to tenth harmonic of the fundamental frequency was investigated.
4. Remove the EUT and replace it with substitution antenna. A signal generator was connected to the substitution antenna by a non-radiating cable. The absolute levels of the spurious emissions were measured by the substitution.

### 4.3 Summary of Test Results/Plots

**Max. Radiated Power:**

## FDD-LTE Band 2

| Channel Bandwidth: 1.4 MHz |         |               |               |             |         |
|----------------------------|---------|---------------|---------------|-------------|---------|
| Modulation                 | Channel | Antenna Polar | E.i.r.p [dBm] | Limit (dBm) | Verdict |
| QPSK                       | LCH     | V             | 21.11         | <33.00      | PASS    |
|                            |         | H             | 15.54         |             |         |
|                            | MCH     | V             | 21.69         |             | PASS    |
|                            |         | H             | 14.19         |             |         |
|                            | HCH     | V             | 21.83         |             | PASS    |
|                            |         | H             | 15.36         |             |         |
| 16QAM                      | LCH     | V             | 21.14         | <33.00      | PASS    |
|                            |         | H             | 15.42         |             |         |
|                            | MCH     | V             | 21.53         |             | PASS    |
|                            |         | H             | 14.74         |             |         |
|                            | HCH     | V             | 21.08         |             | PASS    |
|                            |         | H             | 14.83         |             |         |
| Channel Bandwidth: 3 MHz   |         |               |               |             |         |
| Modulation                 | Channel | Antenna Polar | E.i.r.p [dBm] | Limit (dBm) | Verdict |
| QPSK                       | LCH     | V             | 21.48         | <33.00      | PASS    |
|                            |         | H             | 13.47         |             |         |
|                            | MCH     | V             | 21.05         |             | PASS    |
|                            |         | H             | 13.96         |             |         |
|                            | HCH     | V             | 21.11         |             | PASS    |
|                            |         | H             | 13.54         |             |         |
| 16QAM                      | LCH     | V             | 21.27         | <33.00      | PASS    |
|                            |         | H             | 13.39         |             |         |
|                            | MCH     | V             | 21.56         |             | PASS    |
|                            |         | H             | 13.74         |             |         |
|                            | HCH     | V             | 21.39         |             | PASS    |
|                            |         | H             | 13.57         |             |         |
| Channel Bandwidth: 5 MHz   |         |               |               |             |         |
| Modulation                 | Channel | Antenna Polar | E.i.r.p [dBm] | Limit (dBm) | Verdict |
| QPSK                       | LCH     | V             | 20.78         | <33.00      | PASS    |
|                            |         | H             | 13.05         |             |         |
|                            | MCH     | V             | 20.11         |             | PASS    |
|                            |         | H             | 13.15         |             |         |
|                            | HCH     | V             | 20.57         |             | PASS    |
|                            |         | H             | 12.97         |             |         |



|                           |         |               |               |             |         |
|---------------------------|---------|---------------|---------------|-------------|---------|
| 16QAM                     | LCH     | V             | 20.47         | <33.00      | PASS    |
|                           |         | H             | 12.47         |             |         |
|                           | MCH     | V             | 20.38         |             | PASS    |
|                           |         | H             | 13.65         |             |         |
|                           | HCH     | V             | 20.41         |             | PASS    |
|                           |         | H             | 13.08         |             |         |
| Channel Bandwidth: 10 MHz |         |               |               |             |         |
| Modulation                | Channel | Antenna Polar | E.i.r.p [dBm] | Limit (dBm) | Verdict |
| QPSK                      | LCH     | V             | 21.06         | <33.00      | PASS    |
|                           |         | H             | 13.72         |             |         |
|                           | MCH     | V             | 21.16         |             | PASS    |
|                           |         | H             | 13.87         |             |         |
|                           | HCH     | V             | 21.92         |             | PASS    |
|                           |         | H             | 13.61         |             |         |
| 16QAM                     | LCH     | V             | 21.12         | <33.00      | PASS    |
|                           |         | H             | 13.06         |             |         |
|                           | MCH     | V             | 21.26         |             | PASS    |
|                           |         | H             | 13.52         |             |         |
|                           | HCH     | V             | 21.37         |             | PASS    |
|                           |         | H             | 13.08         |             |         |
| Channel Bandwidth: 15 MHz |         |               |               |             |         |
| Modulation                | Channel | Antenna Polar | E.i.r.p [dBm] | Limit (dBm) | Verdict |
| QPSK                      | LCH     | V             | 20.16         | <33.00      | PASS    |
|                           |         | H             | 13.54         |             |         |
|                           | MCH     | V             | 20.54         |             | PASS    |
|                           |         | H             | 13.08         |             |         |
|                           | HCH     | V             | 20.39         |             | PASS    |
|                           |         | H             | 13.57         |             |         |
| 16QAM                     | LCH     | V             | 20.46         | <33.00      | PASS    |
|                           |         | H             | 13.01         |             |         |
|                           | MCH     | V             | 21.17         |             | PASS    |
|                           |         | H             | 13.59         |             |         |
|                           | HCH     | V             | 21.67         |             | PASS    |
|                           |         | H             | 13.52         |             |         |
| Channel Bandwidth: 20 MHz |         |               |               |             |         |
| Modulation                | Channel | Antenna Polar | E.i.r.p [dBm] | Limit (dBm) | Verdict |
| QPSK                      | LCH     | V             | 21.56         | <33.00      | PASS    |
|                           |         | H             | 13.05         |             |         |
|                           | MCH     | V             | 21.39         |             | PASS    |
|                           |         | H             | 13.51         |             |         |



|       |     |   |       |        |      |
|-------|-----|---|-------|--------|------|
| 16QAM | HCH | V | 21.47 | <33.00 | PASS |
|       |     | H | 13.39 |        |      |
|       | LCH | V | 21.57 |        | PASS |
|       |     | H | 13.69 |        |      |
|       | MCH | V | 21.01 |        | PASS |
|       |     | H | 13.05 |        |      |
|       | HCH | V | 21.47 |        | PASS |
|       |     | H | 14.05 |        |      |

## FDD-LTE Band 4

| Channel Bandwidth: 1.4 MHz |         |               |               |             |         |
|----------------------------|---------|---------------|---------------|-------------|---------|
| Modulation                 | Channel | Antenna Polar | E.i.r.p [dBm] | Limit (dBm) | Verdict |
| QPSK                       | LCH     | V             | 20.41         | <30.00      | PASS    |
|                            |         | H             | 14.52         |             |         |
|                            | MCH     | V             | 20.19         |             | PASS    |
|                            |         | H             | 14.37         |             |         |
|                            | HCH     | V             | 20.87         |             | PASS    |
|                            |         | H             | 14.35         |             |         |
| 16QAM                      | LCH     | V             | 20.05         | <30.00      | PASS    |
|                            |         | H             | 14.24         |             |         |
|                            | MCH     | V             | 20.49         |             | PASS    |
|                            |         | H             | 14.11         |             |         |
|                            | HCH     | V             | 20.97         |             | PASS    |
|                            |         | H             | 14.08         |             |         |
| Channel Bandwidth: 3 MHz   |         |               |               |             |         |
| Modulation                 | Channel | Antenna Polar | E.i.r.p [dBm] | Limit (dBm) | Verdict |
| QPSK                       | LCH     | V             | 21.74         | <30.00      | PASS    |
|                            |         | H             | 14.52         |             |         |
|                            | MCH     | V             | 21.04         |             | PASS    |
|                            |         | H             | 15.87         |             |         |
|                            | HCH     | V             | 21.69         |             | PASS    |
|                            |         | H             | 15.27         |             |         |
| 16QAM                      | LCH     | V             | 21.09         | <30.00      | PASS    |
|                            |         | H             | 15.53         |             |         |
|                            | MCH     | V             | 21.41         |             | PASS    |
|                            |         | H             | 15.07         |             |         |
|                            | HCH     | V             | 21.44         |             | PASS    |
|                            |         | H             | 15.14         |             |         |
| Channel Bandwidth: 5 MHz   |         |               |               |             |         |





| Modulation                | Channel | Antenna Polar | E.i.r.p [dBm] | Limit (dBm) | Verdict |
|---------------------------|---------|---------------|---------------|-------------|---------|
| QPSK                      | LCH     | V             | 21.08         | <30.00      | PASS    |
|                           |         | H             | 14.75         |             |         |
|                           | MCH     | V             | 21.17         |             | PASS    |
|                           |         | H             | 14.35         |             |         |
|                           | HCH     | V             | 20.74         |             | PASS    |
|                           |         | H             | 14.05         |             |         |
| 16QAM                     | LCH     | V             | 20.69         | <30.00      | PASS    |
|                           |         | H             | 14.11         |             |         |
|                           | MCH     | V             | 20.97         |             | PASS    |
|                           |         | H             | 13.74         |             |         |
|                           | HCH     | V             | 20.14         |             | PASS    |
|                           |         | H             | 13.87         |             |         |
| Channel Bandwidth: 10 MHz |         |               |               |             |         |
| Modulation                | Channel | Antenna Polar | E.i.r.p [dBm] | Limit (dBm) | Verdict |
| QPSK                      | LCH     | V             | 20.47         | <30.00      | PASS    |
|                           |         | H             | 13.71         |             |         |
|                           | MCH     | V             | 20.12         |             | PASS    |
|                           |         | H             | 14.75         |             |         |
|                           | HCH     | V             | 20.68         |             | PASS    |
|                           |         | H             | 14.05         |             |         |
| 16QAM                     | LCH     | V             | 20.98         | <30.00      | PASS    |
|                           |         | H             | 14.47         |             |         |
|                           | MCH     | V             | 20.39         |             | PASS    |
|                           |         | H             | 14.11         |             |         |
|                           | HCH     | V             | 20.67         |             | PASS    |
|                           |         | H             | 14.28         |             |         |
| Channel Bandwidth: 15 MHz |         |               |               |             |         |
| Modulation                | Channel | Antenna Polar | E.i.r.p [dBm] | Limit (dBm) | Verdict |
| QPSK                      | LCH     | V             | 21.74         | <30.00      | PASS    |
|                           |         | H             | 12.51         |             |         |
|                           | MCH     | V             | 21.05         |             | PASS    |
|                           |         | H             | 12.79         |             |         |
|                           | HCH     | V             | 21.65         |             | PASS    |
|                           |         | H             | 13.07         |             |         |
| 16QAM                     | LCH     | V             | 21.06         | <30.00      | PASS    |
|                           |         | H             | 13.11         |             |         |
|                           | MCH     | V             | 21.15         |             | PASS    |
|                           |         | H             | 13.07         |             |         |
|                           | HCH     | V             | 21.35         |             | PASS    |
|                           |         |               |               |             |         |



|                           |         | H             | 13.52         |             |         |
|---------------------------|---------|---------------|---------------|-------------|---------|
| Channel Bandwidth: 20 MHz |         |               |               |             |         |
| Modulation                | Channel | Antenna Polar | E.i.r.p [dBm] | Limit (dBm) | Verdict |
| QPSK                      | LCH     | V             | 20.79         | <30.00      | PASS    |
|                           |         | H             | 13.27         |             |         |
|                           | MCH     | V             | 20.67         |             | PASS    |
|                           |         | H             | 13.45         |             |         |
|                           | HCH     | V             | 20.23         |             | PASS    |
|                           |         | H             | 13.74         |             |         |
| 16QAM                     | LCH     | V             | 20.18         | <30.00      | PASS    |
|                           |         | H             | 13.05         |             |         |
|                           | MCH     | V             | 20.74         |             | PASS    |
|                           |         | H             | 13.22         |             |         |
|                           | HCH     | V             | 20.98         |             | PASS    |
|                           |         | H             | 13.16         |             |         |

## FDD-LTE Band 12

| Channel Bandwidth: 1.4 MHz |         |               |             |             |         |
|----------------------------|---------|---------------|-------------|-------------|---------|
| Modulation                 | Channel | Antenna Polar | E.r.p [dBm] | Limit (dBm) | Verdict |
| QPSK                       | LCH     | V             | 21.87       | <34.77      | PASS    |
|                            |         | H             | 14.52       |             |         |
|                            | MCH     | V             | 21.05       |             | PASS    |
|                            |         | H             | 15.18       |             |         |
|                            | HCH     | V             | 21.07       |             | PASS    |
|                            |         | H             | 15.90       |             |         |
| 16QAM                      | LCH     | V             | 20.57       | <34.77      | PASS    |
|                            |         | H             | 15.11       |             |         |
|                            | MCH     | V             | 20.39       |             | PASS    |
|                            |         | H             | 15.45       |             |         |
|                            | HCH     | V             | 20.79       |             | PASS    |
|                            |         | H             | 15.79       |             |         |
| Channel Bandwidth: 3 MHz   |         |               |             |             |         |
| Modulation                 | Channel | Antenna Polar | E.r.p [dBm] | Limit (dBm) | Verdict |
| QPSK                       | LCH     | V             | 20.17       | <34.77      | PASS    |
|                            |         | H             | 13.52       |             |         |
|                            | MCH     | V             | 20.47       |             | PASS    |
|                            |         | H             | 13.54       |             |         |
|                            | HCH     | V             | 20.11       |             | PASS    |
|                            |         | H             | 12.74       |             |         |
| 16QAM                      | LCH     | V             | 20.77       | <34.77      | PASS    |



|                           |         |               |             |             |         |
|---------------------------|---------|---------------|-------------|-------------|---------|
|                           |         | H             | 12.65       |             | PASS    |
|                           | MCH     | V             | 20.74       |             |         |
|                           |         | H             | 12.14       |             |         |
|                           | HCH     | V             | 20.87       |             | PASS    |
|                           |         | H             | 12.61       |             |         |
| Channel Bandwidth: 5 MHz  |         |               |             |             |         |
| Modulation                | Channel | Antenna Polar | E.r.p [dBm] | Limit (dBm) | Verdict |
| QPSK                      | LCH     | V             | 20.45       | <34.77      | PASS    |
|                           |         | H             | 12.68       |             |         |
|                           | MCH     | V             | 20.44       |             | PASS    |
|                           |         | H             | 12.05       |             |         |
|                           | HCH     | V             | 20.14       |             | PASS    |
|                           |         | H             | 13.11       |             |         |
| 16QAM                     | LCH     | V             | 20.46       | <34.77      | PASS    |
|                           |         | H             | 13.97       |             |         |
|                           | MCH     | V             | 20.04       |             | PASS    |
|                           |         | H             | 13.05       |             |         |
|                           | HCH     | V             | 20.87       |             | PASS    |
|                           |         | H             | 13.44       |             |         |
| Channel Bandwidth: 10 MHz |         |               |             |             |         |
| Modulation                | Channel | Antenna Polar | E.r.p [dBm] | Limit (dBm) | Verdict |
| QPSK                      | LCH     | V             | 21.54       | <34.77      | PASS    |
|                           |         | H             | 14.72       |             |         |
|                           | MCH     | V             | 21.05       |             | PASS    |
|                           |         | H             | 14.39       |             |         |
|                           | HCH     | V             | 21.57       |             | PASS    |
|                           |         | H             | 14.28       |             |         |
| 16QAM                     | LCH     | V             | 21.06       | <34.77      | PASS    |
|                           |         | H             | 14.67       |             |         |
|                           | MCH     | V             | 21.11       |             | PASS    |
|                           |         | H             | 14.87       |             |         |
|                           | HCH     | V             | 21.97       |             | PASS    |
|                           |         | H             | 14.19       |             |         |

### Max. Conducted Output Power

Please refer to Appendix A: Average Power Output Data

Test result: Pass

## 5. Peak-to-average Ratio (PAR) of Transmitter

### 5.1 Standard Applicable

According to §24.232(d), power measurements for transmissions by stations authorized under this section may be made either in accordance with a Commission-approved average power technique or in compliance with paragraph (e) of this section. In both instances, equipment employed must be authorized in accordance with the provisions of §24.51, in measuring transmissions in this band using an average power technique, the peak-to-average ratio (PAR) of the transmission may not exceed 13 dB.

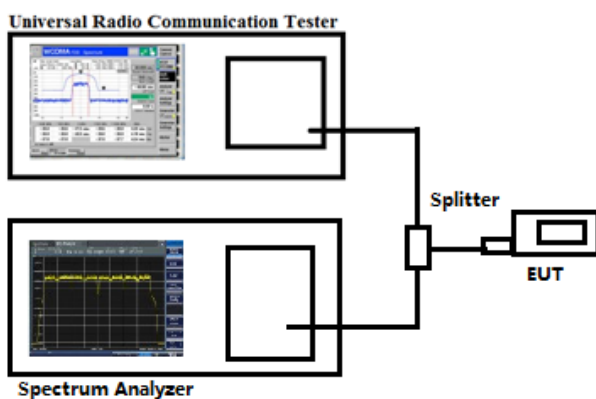
According to §27.50(B), the peak-to-average power ratio (PAPR) of the transmitter output power must not exceed 13 dB. The PAPR measurements should be made using either an instrument with complementary cumulative distribution function (CCDF) capabilities to determine that PAPR will not exceed 13 dB for more than 0.1 percent of the time or other Commission approved procedure. The measurement must be performed using a signal corresponding to the highest PAPR expected during periods of continuous transmission.

### 5.2 Test Procedure

According with KDB 971168

1. The signal analyzer's CCDF measurement profile is enabled
2. Frequency = carrier center frequency
3. Measurement BW > Emission bandwidth of signal
4. The signal analyzer was set to collect one million samples to generate the CCDF curve
5. The measurement interval was set depending on the type of signal analyzed. For continuous signals (>98% duty cycle), the measurement interval was set to 1ms. For burst transmissions, the spectrum analyzer is set to use an internal "RF Burst" trigger that is synced with an incoming pulse and the measurement interval is set to less than the duration of the "on time" of one burst to ensure that energy is only captured during a time in which the transmitter is operating at maximum power

Test Configuration for the emission bandwidth testing:



### 5.3 Summary of Test Results

Please refer to Appendix B: Peak-to-Average Ratio

Test result: Pass

## 6. Emission Bandwidth

### 6.1 Standard Applicable

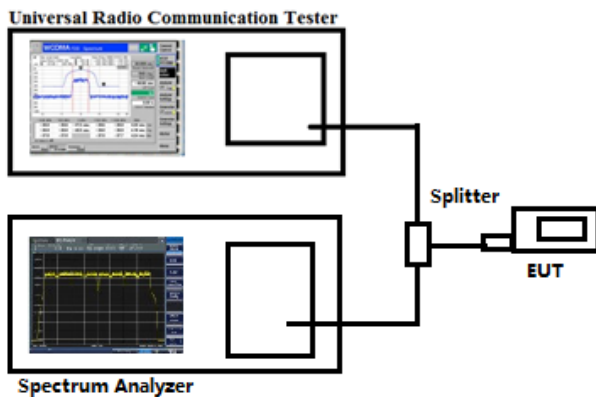
According to §24.238(b), the emission bandwidth is defined as the width of the signal between two points, one below the carrier center frequency and one above the carrier center frequency, outside of which all emissions are attenuated at least 26 dB below the transmitter power.

According to §27.53, the emission bandwidth is defined as the width of the signal between two points, one below the carrier center frequency and one above the carrier center frequency, outside of which all emissions are attenuated at least 26 dB below the transmitter power.

### 6.2 Test Procedure

According to §27.53/§24.238(b), the emission bandwidth is defined as the width of the signal between two points, one below the carrier center frequency and one above the carrier center frequency, outside of which all emissions are attenuated at least 26 dB below the transmitter power.

Test Configuration for the emission bandwidth testing:



### 6.3 Summary of Test Results/Plots

Please refer to Appendix C: 26dB Bandwidth and Occupied Bandwidth

Test result: Pass

## 7. Out of Band Emissions at Antenna Terminal

---

### 7.1 Standard Applicable

According to §24.238(a), the power of any emission outside of the authorized operating frequency ranges must be attenuated below the transmitting power (P) by a factor of at least  $43 + 10 \log(P)$  dB.

According to §27.53 (c) For operations in the 746-758 MHz band and the 776-788 MHz band, the power of any emission outside the licensee's frequency band(s) of operation shall be attenuated below the transmitter power (P) within the licensed band(s) of operation, measured in watts, in accordance with the following:

- (1) On any frequency outside the 746-758 MHz band, the power of any emission shall be attenuated outside the band below the transmitter power (P) by at least  $43 + 10 \log (P)$  dB;
- (2) On any frequency outside the 776-788 MHz band, the power of any emission shall be attenuated outside the band below the transmitter power (P) by at least  $43 + 10 \log (P)$  dB;
- (3) On all frequencies between 763-775 MHz and 793-805 MHz, by a factor not less than  $76 + 10 \log (P)$  dB in a 6.25 kHz band segment, for base and fixed stations;
- (4) On all frequencies between 763-775 MHz and 793-805 MHz, by a factor not less than  $65 + 10 \log (P)$  dB in a 6.25 kHz band segment, for mobile and portable stations;
- (5) Compliance with the provisions of paragraphs (c)(1) and (c)(2) of this section is based on the use of measurement instrumentation employing a resolution bandwidth of 100 kHz or greater. However, in the 100 kHz bands immediately outside and adjacent to the frequency block, a resolution bandwidth of at least 30 kHz may be employed;
- (6) Compliance with the provisions of paragraphs (c)(3) and (c)(4) of this section is based on the use of measurement instrumentation such that the reading taken with any resolution bandwidth setting should be adjusted to indicate spectral energy in a 6.25 kHz segment.

According to §27.53 (f) For operations in the 746-758 MHz, 775-788 MHz, and 805-806 MHz bands, emissions in the band 1559-1610 MHz shall be limited to  $-70$  dBW/MHz equivalent isotropically radiated power (EIRP) for wideband signals, and  $-80$  dBW EIRP for discrete emissions of less than 700 Hz bandwidth. For the purpose of equipment authorization, a transmitter shall be tested with an antenna that is representative of the type that will be used with the equipment in normal operation.

According to §27.53(h), the power of any emission outside a licensee's frequency block shall be attenuated below the transmitter power (P) in watts by at least  $43 + 10 \log_{10} (P)$  dB.

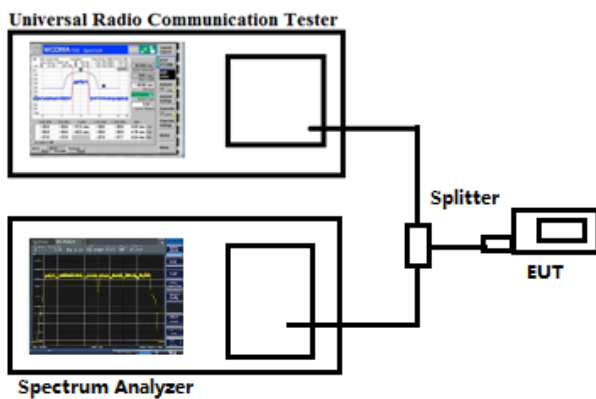
According to §27.53(g), for operations in the 600 MHz band and the 698-746 MHz band, the power of any emission outside a licensee's frequency band(s) of operation shall be attenuated below the transmitter power (P) within the licensed band(s) of operation, measured in watts, by at least  $43 + 10 \log (P)$  dB.

According to §27.53(m)(4), for mobile digital stations, the attenuation factor shall be not less than  $40 + 10 \log (P)$  dB on all frequencies between the channel edge and 5 megahertz from the channel edge,  $43 + 10 \log (P)$  dB on all frequencies between 5 megahertz and X megahertz from the channel edge, and  $55 + 10 \log (P)$  dB on all frequencies more than X megahertz from the channel edge, where X is the greater of 6 megahertz or the actual emission bandwidth as defined in paragraph (m)(6) of this section. In addition, the attenuation factor shall not be less than  $43 + 10 \log (P)$  dB on all frequencies between 2490.5 MHz and 2496 MHz and  $55 + 10 \log (P)$  dB at or below 2490.5 MHz.

## 7.2 Test Procedure

The RF output terminal of the transmitter was connected to the input of the spectrum analyzer via a suitable attenuation. The RBW of the spectrum analyzer was set to 100kHz and 1MHz for the scan frequency from 30MHz to 1GHz and the scan frequency from 1GHz to up to 10<sup>th</sup> harmonic.

Test Configuration for the out of band emissions testing:



## 7.3 Summary of Test Results/Plots

Please refer to Appendix D & E: Band Edge & Conducted Spurious Emission

Test result: Pass

## 8. Spurious Radiated Emissions

---

### 8.1 Standard Applicable

According to §24.238(a), the power of any emission outside of the authorized operating frequency ranges must be attenuated below the transmitting power (P) by a factor of at least  $43 + 10 \log(P)$  dB.

According to §27.53 (c) For operations in the 746-758 MHz band and the 776-788 MHz band, the power of any emission outside the licensee's frequency band(s) of operation shall be attenuated below the transmitter power (P) within the licensed band(s) of operation, measured in watts, in accordance with the following:

- (1) On any frequency outside the 746-758 MHz band, the power of any emission shall be attenuated outside the band below the transmitter power (P) by at least  $43 + 10 \log (P)$  dB;
- (2) On any frequency outside the 776-788 MHz band, the power of any emission shall be attenuated outside the band below the transmitter power (P) by at least  $43 + 10 \log (P)$  dB;
- (3) On all frequencies between 763-775 MHz and 793-805 MHz, by a factor not less than  $76 + 10 \log (P)$  dB in a 6.25 kHz band segment, for base and fixed stations;
- (4) On all frequencies between 763-775 MHz and 793-805 MHz, by a factor not less than  $65 + 10 \log (P)$  dB in a 6.25 kHz band segment, for mobile and portable stations;
- (5) Compliance with the provisions of paragraphs (c)(1) and (c)(2) of this section is based on the use of measurement instrumentation employing a resolution bandwidth of 100 kHz or greater. However, in the 100 kHz bands immediately outside and adjacent to the frequency block, a resolution bandwidth of at least 30 kHz may be employed;
- (6) Compliance with the provisions of paragraphs (c)(3) and (c)(4) of this section is based on the use of measurement instrumentation such that the reading taken with any resolution bandwidth setting should be adjusted to indicate spectral energy in a 6.25 kHz segment.

According to §27.53 (f) For operations in the 746-758 MHz, 775-788 MHz, and 805-806 MHz bands, emissions in the band 1559-1610 MHz shall be limited to  $-70$  dBW/MHz equivalent isotropically radiated power (EIRP) for wideband signals, and  $-80$  dBW EIRP for discrete emissions of less than 700 Hz bandwidth. For the purpose of equipment authorization, a transmitter shall be tested with an antenna that is representative of the type that will be used with the equipment in normal operation.

According to §27.53(h), the power of any emission outside a licensee's frequency block shall be attenuated below the transmitter power (P) in watts by at least  $43 + 10 \log 10 (P)$  dB.

According to §27.53(g) the power of any emission outside a licensee's frequency band(s) of operation shall be attenuated below the transmitter power (P) within the licensed band(s) of operation, measured in watts, by at least  $43 + 10 \log (P)$  dB.



## 8.2 Test Procedure

1. The setup of EUT is according with per ANSI/TIA-603-E and ANSI C63.4-2014 measurement procedure.
2. The measurement antenna was placed at a distance of 3 meters from the EUT. During the tests, the antenna height and polarization as well as EUT azimuth were varied in order to identify the maximum level of emissions from the EUT. The test was performed by placing the EUT on 3-orthogonal axis.
3. The frequency range up to tenth harmonic of the fundamental frequency was investigated.
4. Remove the EUT and replace it with substitution antenna. A signal generator was connected to the substitution antenna by a non-radiating cable. The absolute levels of the spurious emissions were measured by the substitution.

Spurious attenuation limit in dB =  $43 + 10 \log_{10}(\text{power out in Watts})$

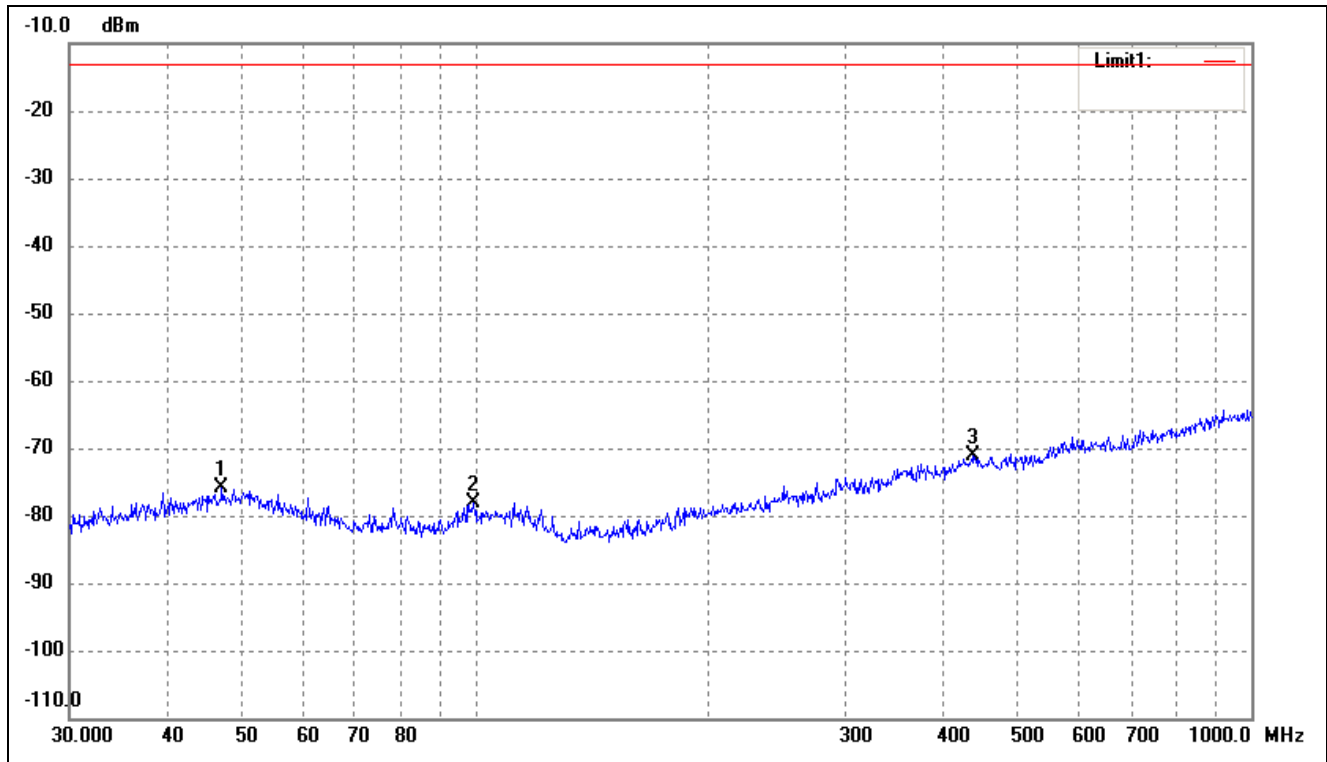
## 8.3 Summary of Test Results/Plots

*Note: 1. this EUT was tested in 3 orthogonal positions and the worst case position data was reported.*

*2. All test modes (different bandwidth and different modulation) are performed, but only the worst case is recorded in this report.*

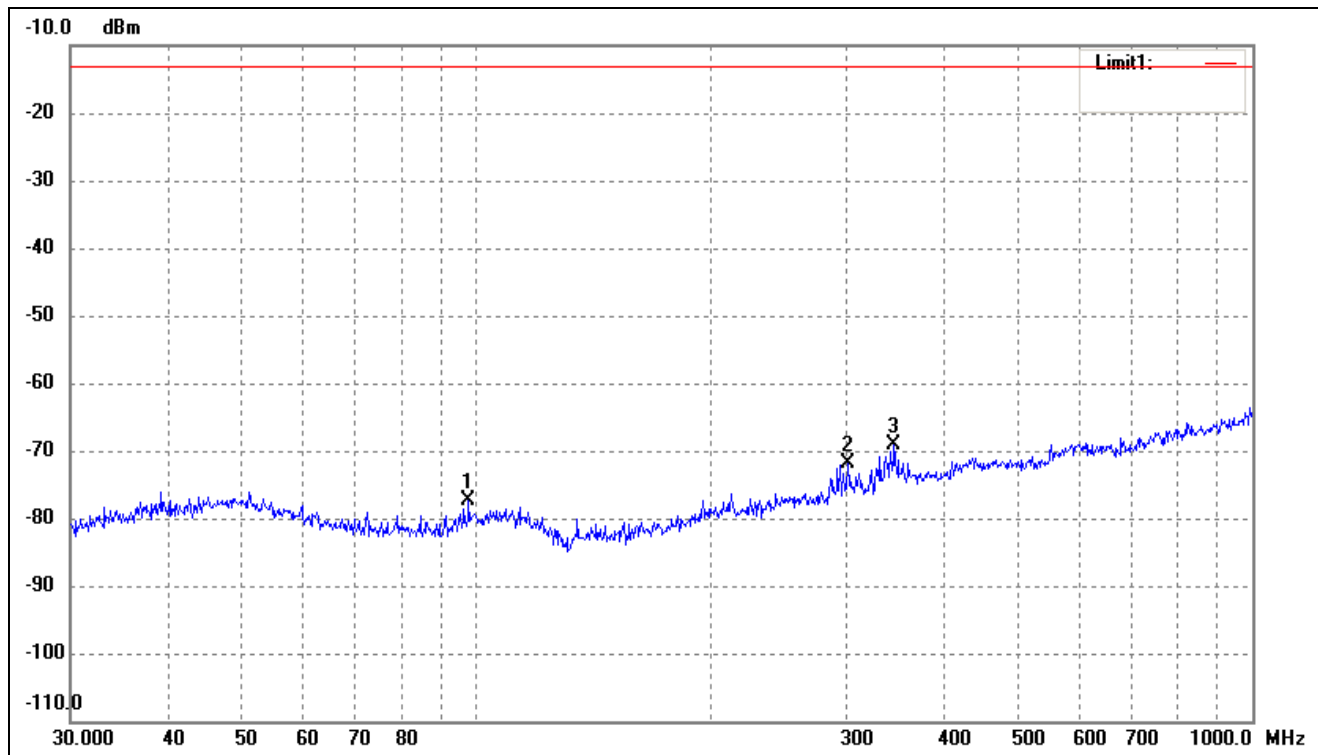
➤ Spurious Emissions Below 1GHz

|           |                |           |            |
|-----------|----------------|-----------|------------|
| Test Mode | FDD_LTE Band 2 | Polarity: | Horizontal |
|-----------|----------------|-----------|------------|



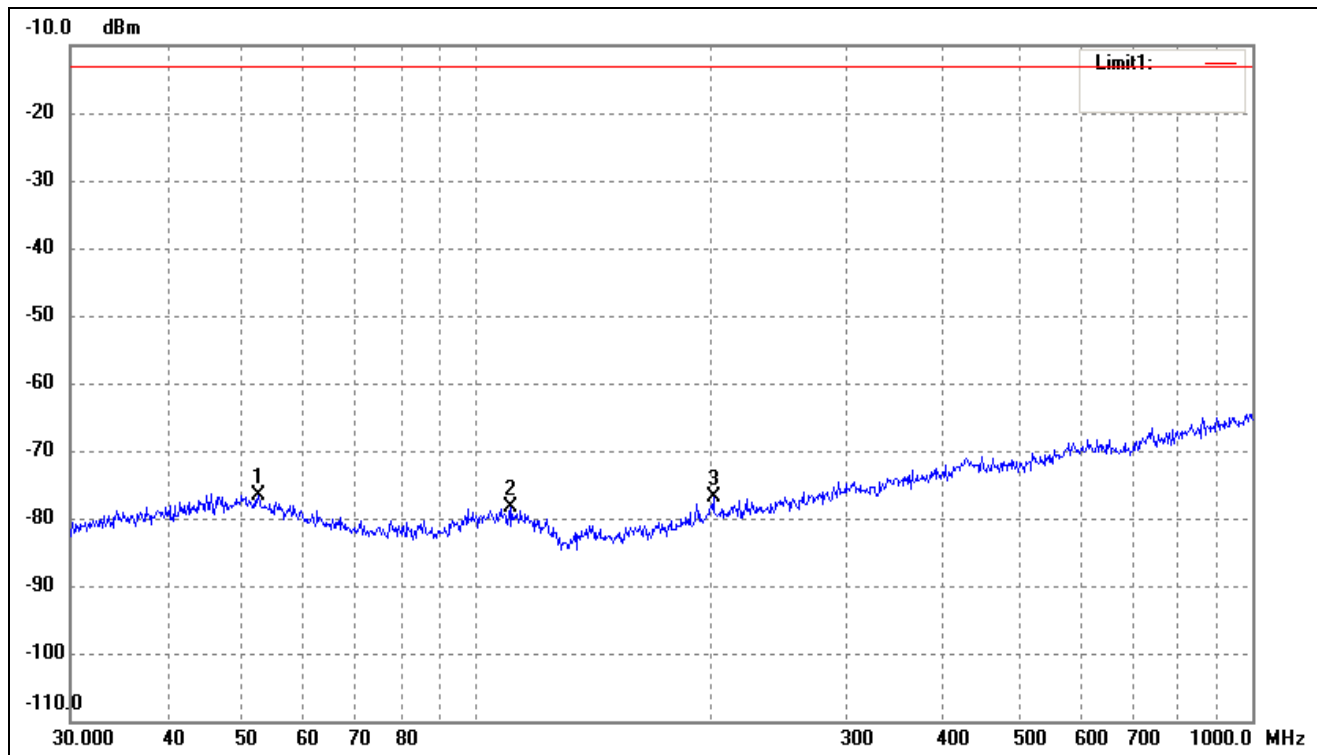
| No. | Frequency<br>(MHz) | Reading<br>(dBm) | Correct<br>dB | Result<br>(dBm) | Limit<br>(dBm) | Margin<br>(dB) | Remark |
|-----|--------------------|------------------|---------------|-----------------|----------------|----------------|--------|
| 1   | 47.1599            | -76.55           | 0.61          | -75.94          | -13.00         | -62.94         | ERP    |
| 2   | 99.5281            | -76.71           | -1.49         | -78.20          | -13.00         | -65.20         | ERP    |
| 3   | 437.1199           | -76.70           | 5.61          | -71.09          | -13.00         | -58.09         | ERP    |

|           |                |           |          |
|-----------|----------------|-----------|----------|
| Test Mode | FDD_LTE Band 2 | Polarity: | Vertical |
|-----------|----------------|-----------|----------|



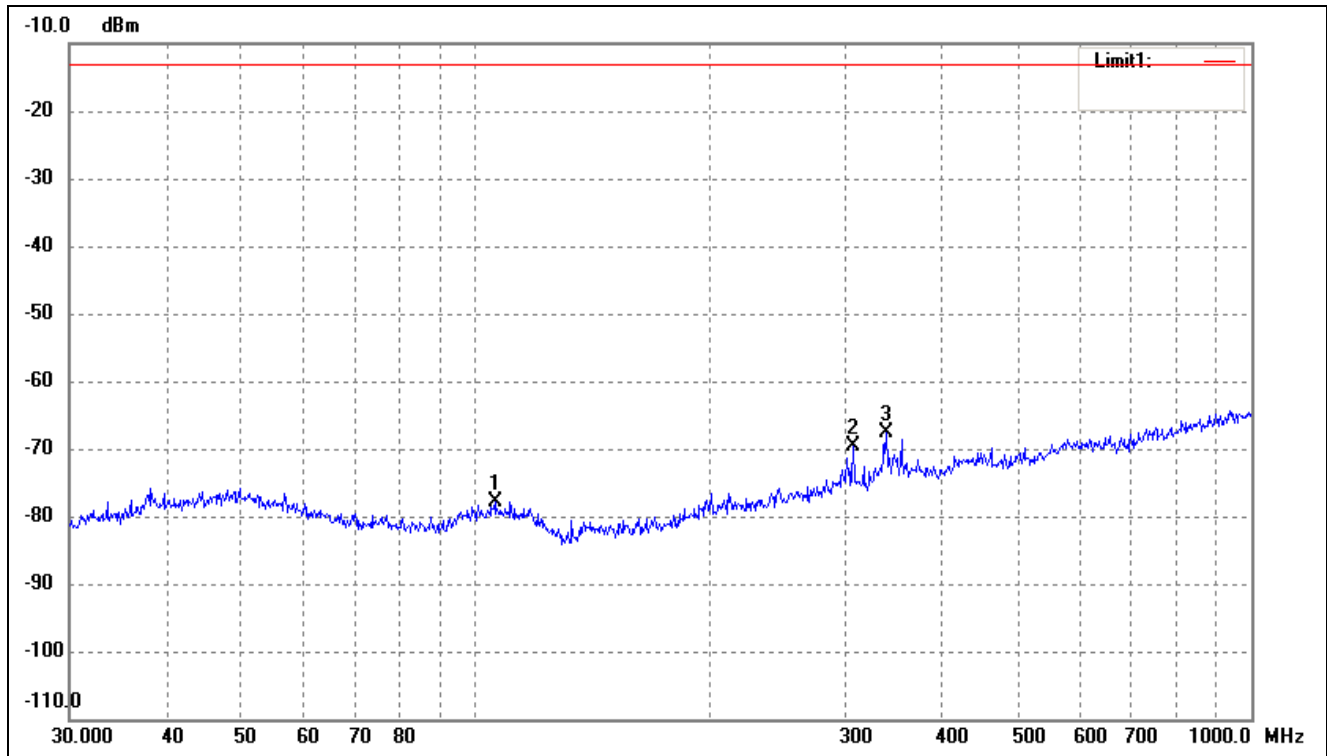
| No. | Frequency<br>(MHz) | Reading<br>(dBm) | Correct<br>dB | Result<br>(dBm) | Limit<br>(dBm) | Margin<br>(dB) | Remark |
|-----|--------------------|------------------|---------------|-----------------|----------------|----------------|--------|
| 1   | 97.7983            | -75.41           | -1.88         | -77.29          | -13.00         | -64.29         | ERP    |
| 2   | 301.4224           | -74.33           | 2.56          | -71.77          | -13.00         | -58.77         | ERP    |
| 3   | 345.5952           | -72.69           | 3.50          | -69.19          | -13.00         | -56.19         | ERP    |

|           |                |           |            |
|-----------|----------------|-----------|------------|
| Test Mode | FDD_LTE Band 4 | Polarity: | Horizontal |
|-----------|----------------|-----------|------------|



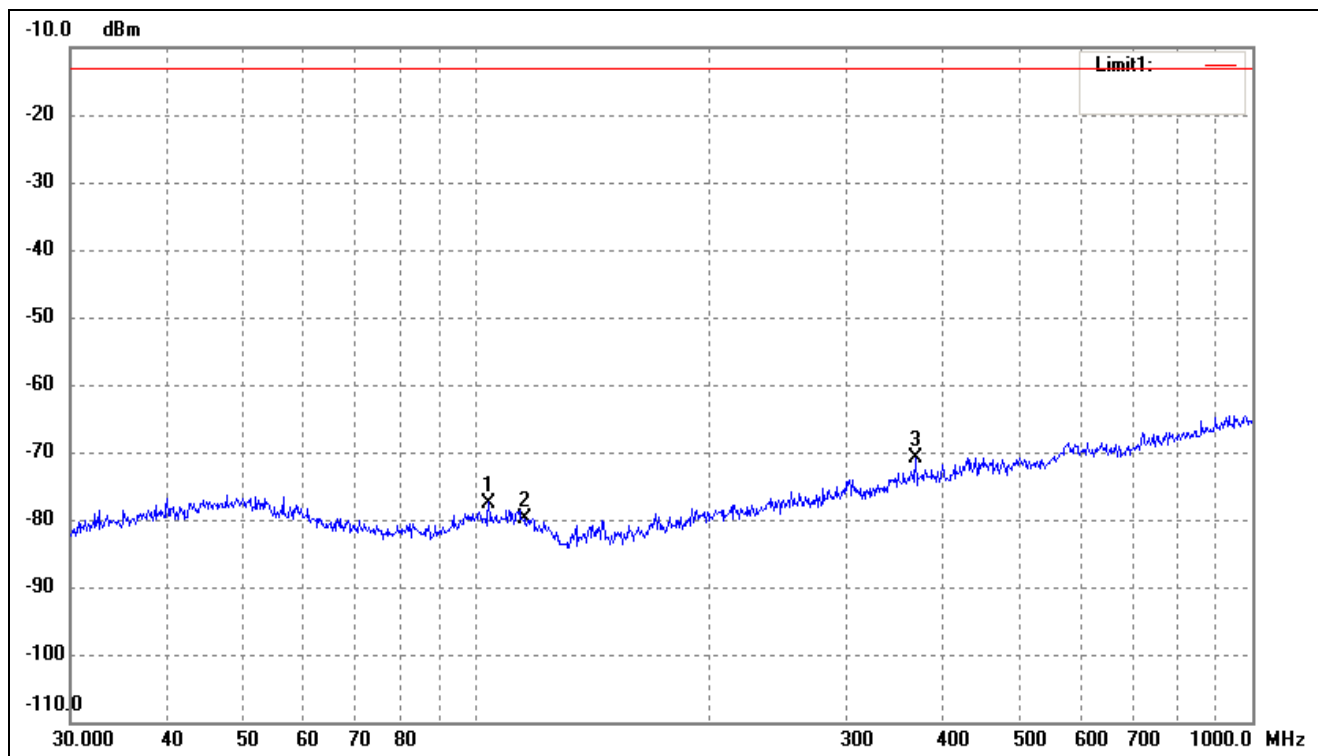
| No. | Frequency<br>(MHz) | Reading<br>(dBm) | Correct<br>dB | Result<br>(dBm) | Limit<br>(dBm) | Margin<br>(dB) | Remark |
|-----|--------------------|------------------|---------------|-----------------|----------------|----------------|--------|
| 1   | 52.3913            | -76.78           | 0.26          | -76.52          | -13.00         | -63.52         | ERP    |
| 2   | 110.5687           | -76.99           | -1.28         | -78.27          | -13.00         | -65.27         | ERP    |
| 3   | 202.1005           | -76.03           | -0.86         | -76.89          | -13.00         | -63.89         | ERP    |

|           |                |           |          |
|-----------|----------------|-----------|----------|
| Test Mode | FDD_LTE Band 4 | Polarity: | Vertical |
|-----------|----------------|-----------|----------|



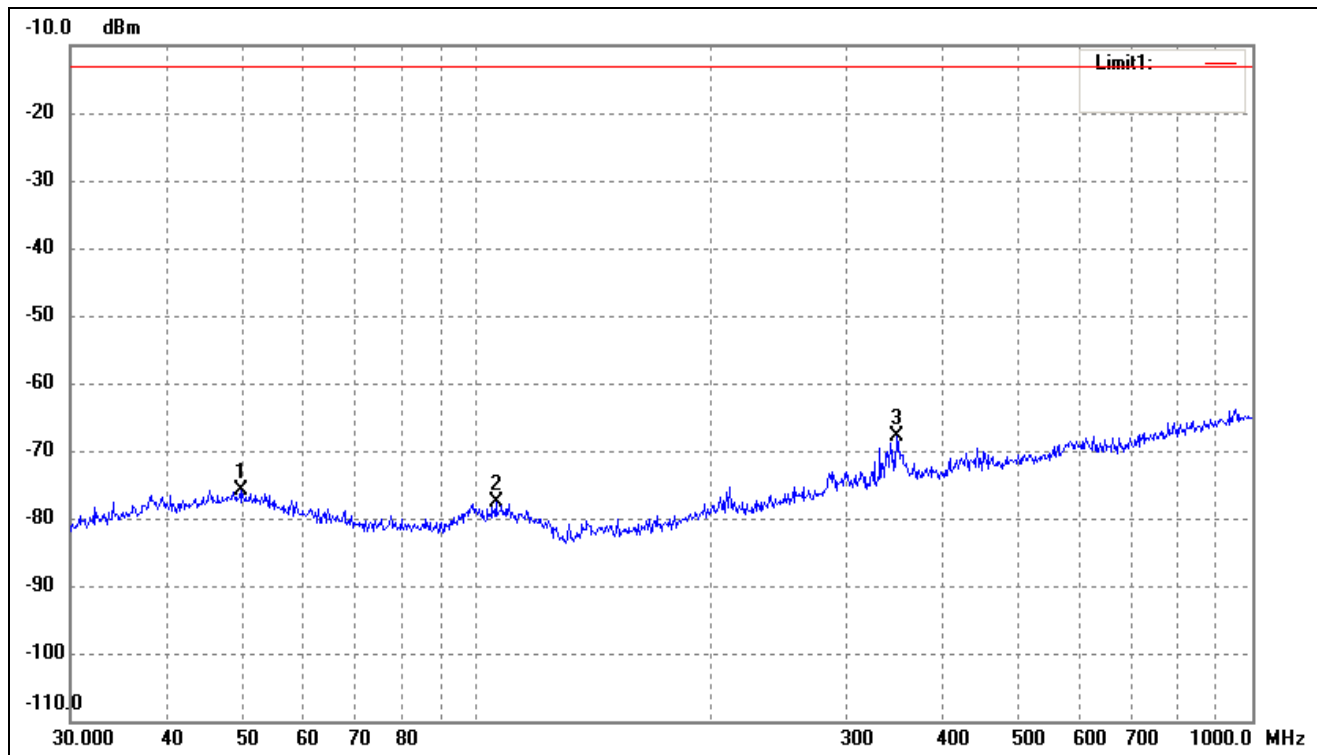
| No. | Frequency<br>(MHz) | Reading<br>(dBm) | Correct<br>dB | Result<br>(dBm) | Limit<br>(dBm) | Margin<br>(dB) | Remark |
|-----|--------------------|------------------|---------------|-----------------|----------------|----------------|--------|
| 1   | 106.0126           | -76.58           | -1.28         | -77.86          | -13.00         | -64.86         | ERP    |
| 2   | 306.7537           | -72.04           | 2.53          | -69.51          | -13.00         | -56.51         | ERP    |
| 3   | 338.4001           | -70.80           | 3.09          | -67.71          | -13.00         | -54.71         | ERP    |

|           |                 |           |            |
|-----------|-----------------|-----------|------------|
| Test Mode | FDD_LTE Band 12 | Polarity: | Horizontal |
|-----------|-----------------|-----------|------------|



| No. | Frequency<br>(MHz) | Reading<br>(dBm) | Correct<br>dB | Result<br>(dBm) | Limit<br>(dBm) | Margin<br>(dB) | Remark |
|-----|--------------------|------------------|---------------|-----------------|----------------|----------------|--------|
| 1   | 103.8055           | -76.18           | -1.32         | -77.50          | -13.00         | -64.50         | ERP    |
| 2   | 115.3205           | -77.97           | -1.82         | -79.79          | -13.00         | -66.79         | ERP    |
| 3   | 368.1116           | -74.97           | 4.09          | -70.88          | -13.00         | -57.88         | ERP    |

|           |                 |           |          |
|-----------|-----------------|-----------|----------|
| Test Mode | FDD_LTE Band 12 | Polarity: | Vertical |
|-----------|-----------------|-----------|----------|



| No. | Frequency<br>(MHz) | Reading<br>(dBm) | Correct<br>dB | Result<br>(dBm) | Limit<br>(dBm) | Margin<br>(dB) | Remark |
|-----|--------------------|------------------|---------------|-----------------|----------------|----------------|--------|
| 1   | 49.7068            | -76.60           | 0.79          | -75.81          | -13.00         | -62.81         | ERP    |
| 2   | 106.0126           | -76.35           | -1.28         | -77.63          | -13.00         | -64.63         | ERP    |
| 3   | 348.0274           | -71.41           | 3.64          | -67.77          | -13.00         | -54.77         | ERP    |

Note:  $\text{Margin} = (\text{Reading} + \text{Correct}) - \text{Limit}$

➤ Spurious Emissions Above 1GHz

*For FDD\_LTE Band 2 Mode*

| Frequency                  | Reading | Correct | Result | Limit | Margin | Polar |
|----------------------------|---------|---------|--------|-------|--------|-------|
| (MHz)                      | (dBm)   | dB      | (dBm)  | (dBm) | (dB)   | H/V   |
| Low Channel (1852.5MHz)    |         |         |        |       |        |       |
| 3705.00                    | -36.75  | 10.17   | -26.58 | -13   | -13.58 | H     |
| 5557.50                    | -42.24  | 14.69   | -27.55 | -13   | -14.55 | H     |
| 3705.00                    | -37.31  | 10.17   | -27.14 | -13   | -14.14 | V     |
| 5557.50                    | -41.33  | 14.69   | -26.64 | -13   | -13.64 | V     |
| Middle Channel (1880.0MHz) |         |         |        |       |        |       |
| 3760.00                    | -36.66  | 10.26   | -26.4  | -13   | -13.4  | H     |
| 5640.00                    | -44.76  | 14.78   | -29.98 | -13   | -16.98 | H     |
| 3760.00                    | -36.68  | 10.26   | -26.42 | -13   | -13.42 | V     |
| 5640.00                    | -44.2   | 14.78   | -29.42 | -13   | -16.42 | V     |
| High Channel (1907.5MHz)   |         |         |        |       |        |       |
| 3815.00                    | -37.47  | 10.59   | -26.88 | -13   | -13.88 | H     |
| 5722.50                    | -43.02  | 15.03   | -27.99 | -13   | -14.99 | H     |
| 3815.00                    | -37.78  | 10.59   | -27.19 | -13   | -14.19 | V     |
| 5722.50                    | -41.44  | 15.03   | -26.41 | -13   | -13.41 | V     |

*For FDD\_LTE Band 4 Mode*

| Frequency                  | Reading | Correct | Result | Limit | Margin | Polar |
|----------------------------|---------|---------|--------|-------|--------|-------|
| (MHz)                      | (dBm)   | dB      | (dBm)  | (dBm) | (dB)   | H/V   |
| Low Channel (1712.5MHz)    |         |         |        |       |        |       |
| 3425.00                    | -33.9   | 8.65    | -25.25 | -13   | -12.25 | H     |
| 5137.50                    | -40.69  | 12.03   | -28.66 | -13   | -15.66 | H     |
| 3425.00                    | -34.1   | 8.65    | -25.45 | -13   | -12.45 | V     |
| 5137.50                    | -42.96  | 12.03   | -30.93 | -13   | -17.93 | V     |
| Middle Channel (1732.5MHz) |         |         |        |       |        |       |
| 3465.00                    | -33.59  | 8.91    | -24.68 | -13   | -11.68 | H     |
| 5197.50                    | -39.34  | 12.29   | -27.05 | -13   | -14.05 | H     |
| 3465.00                    | -32.42  | 8.91    | -23.51 | -13   | -10.51 | V     |
| 5197.50                    | -41.35  | 12.29   | -29.06 | -13   | -16.06 | V     |
| High Channel (1752.5MHz)   |         |         |        |       |        |       |
| 3505.00                    | -33.18  | 9.11    | -24.07 | -13   | -11.07 | H     |
| 5257.50                    | -41.99  | 12.56   | -29.43 | -13   | -16.43 | H     |
| 3505.00                    | -32.14  | 9.11    | -23.03 | -13   | -10.03 | V     |
| 5257.50                    | -42.83  | 12.56   | -30.27 | -13   | -17.27 | V     |




*For FDD\_LTE Band 12 Mode*

| Frequency                 | Reading | Correct | Result | Limit | Margin | Polar |
|---------------------------|---------|---------|--------|-------|--------|-------|
| (MHz)                     | (dBm)   | dB      | (dBm)  | (dBm) | (dB)   | H/V   |
| Low Channel (669.7MHz)    |         |         |        |       |        |       |
| 1339.40                   | -38.36  | 4.01    | -34.35 | -13   | -21.35 | H     |
| 2009.10                   | -37     | 7.32    | -29.68 | -13   | -16.68 | H     |
| 1339.40                   | -39.17  | 4.01    | -35.16 | -13   | -22.16 | V     |
| 2009.10                   | -37.11  | 7.32    | -29.79 | -13   | -16.79 | V     |
| Middle Channel (707.5MHz) |         |         |        |       |        |       |
| 1415.00                   | -36.63  | 4.11    | -32.52 | -13   | -19.52 | H     |
| 2122.50                   | -38.11  | 7.54    | -30.57 | -13   | -17.57 | H     |
| 1415.00                   | -39.48  | 4.11    | -35.37 | -13   | -22.37 | V     |
| 2122.50                   | -39.52  | 7.54    | -31.98 | -13   | -18.98 | V     |
| High Channel (715.3MHz)   |         |         |        |       |        |       |
| 1430.6                    | -36.95  | 4.35    | -32.6  | -13   | -19.6  | H     |
| 2145.9                    | -36.51  | 7.88    | -28.63 | -13   | -15.63 | H     |
| 1430.6                    | -38.16  | 4.35    | -33.81 | -13   | -20.81 | V     |
| 2145.9                    | -37.54  | 7.88    | -29.66 | -13   | -16.66 | V     |

*Note: Result=Reading+ Correct, Margin= Result- Limit*

*Note: Testing is carried out with frequency rang 9kHz to the tenth harmonics, other than listed in the table above are attenuated more than 20dB below the permissible limits or the field strength is too small to be measured.*

## 9. Frequency Stability

---

### 9.1 Standard Applicable

According to §24.235, §27.54 the limit is 2.5ppm.

### 9.2 Test Procedure

According to §2.1055, the following test procedure was performed.

The Frequency Stability is measured directly with a Frequency Domain Analyzer. Frequency Deviation in ppm is calculated from the measured peak to peak value.

The Carrier Frequency Stability over Power Supply Voltage and over Temperature is measured with a Frequency Domain Analyzer in histogram mode

### 9.3 Summary of Test Results/Plots

Note: 1.Normal Voltage NV=DC3.7V; Low Voltage LV=DC3.5V;High Voltage HV=DC4.2V

Please refer to Appendix F: Frequency Stability

Test result: Pass

**\*\*\*\*\* END OF REPORT \*\*\*\*\***