

Wild Waves User Manual

Battery installation

For **Wild Waves**:

Turn the latch to the left or right.

Remove the screw and open the battery cover.

Insert 3x 1.5V AAA Alkaline batteries and close the battery cover.

Put the screw back, turn the latch back and lock the battery cover.

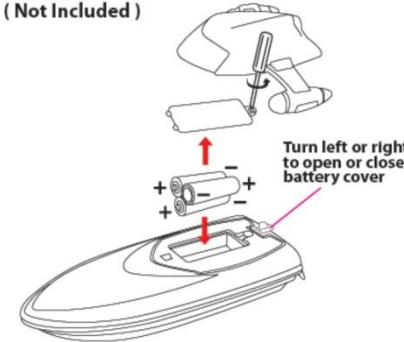
For **Remote Controller**:

Remove the screw and open the battery cover.

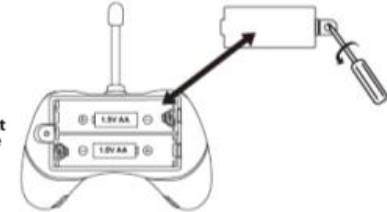
Insert 2x 1.5V AA Alkaline batteries and close the battery cover.

Put the screw back.

Wild Wave Requires 3x 1.5V
AAA Alkaline Batteries
(Not Included)



Controller Requires 2x 1.5V AA Alkaline
Batteries (Not Included)



Operation procedure

Put the Wild Waves on the water and make sure the frequency docking successfully when the speedboat and the controller are turned on.

Use the remote controller to control the Wild Waves

The speedboat will move forward when you press the up button in left side.

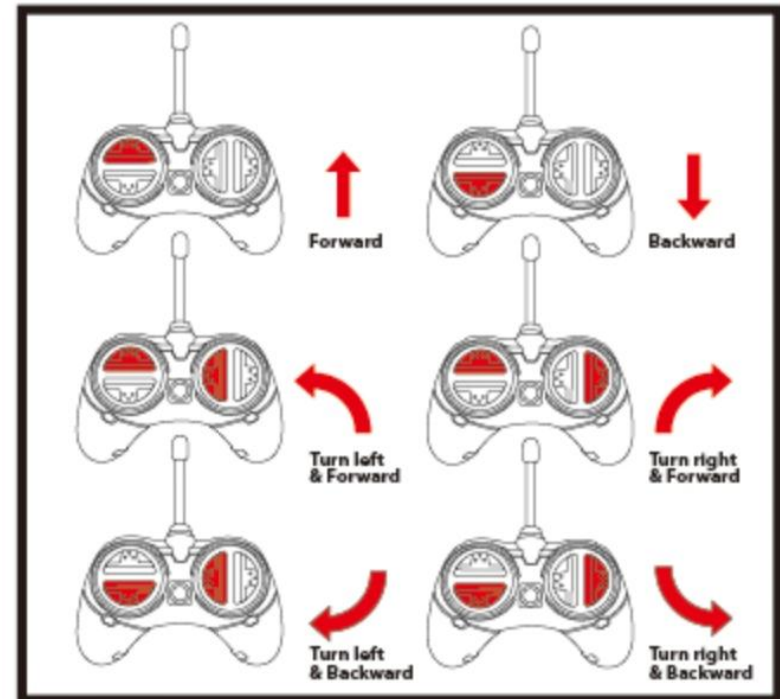
The speedboat will move backward when you press the down button in left side.

The speedboat will turn left and forward when you press the up button in left side and left button in right side.

The speedboat will turn right and forward when you press the up button in left side and right button in right side.

The speedboat will turn left and backward when you press the down button in left side and left button in right side.

The speedboat will turn right and backward when you press the down button in left side and right button in right side.



Wild Waves User Manual

Notes:

Please make sure the speedboat and remote controller within 8-10meter range.

Age Recommendation: 10+ years and adult supervision required.

If you do not play the speedboat, you must remove the batteries from both of the remote controller and the speedboat.

Packaging includes:

Speedboat unit 1pc

Remote controller unit 1pc

Product dimension:

Speedboat unit: 9"W x 4.75"D x 3"H

Remote controller unit: 3.5"W x 2.5"D x 1.5"H

Description:

Remote controller batteries: 2 x 1.5V AA Alkaline batteries are not included

Wild Waves batteries: 3 x 1.5V AAA Alkaline batteries are not included

Range: 8-10 meters

Duration: about 15mins

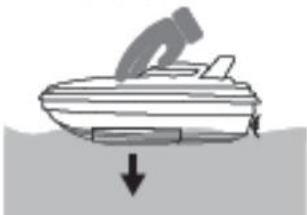
Suitable for children of 10 years old or above

Place the Wild Waves on the water before playing.

The Wild Waves will malfunction if submerged underwater.

For safety, do not touch the propeller when the Wild Waves is on the water.

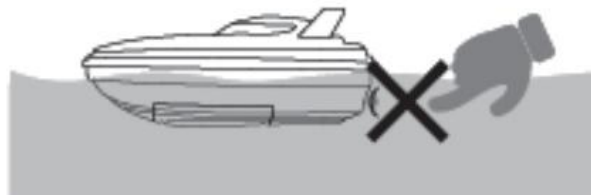
Place Wild Wave on the water
before playing



The Wild Wave will malfunction if
submerged underwater



For safety, do not touch the propeller when the
Wild Wave is on the water.



Wild Waves User Manual



This device complies with Part 15 of FCC Rules.

Operation is subject to the following two conditions:

- (1) This device may not cause harmful interference.
- (2) This device must accept any interference received, including interference that may cause undesired operation.

Warning: Changers or modifications to this unit not expressly approved by the party responsible for the compliance could void the user's authority to operate the equipment.

NOTE: This equipment has been tested and found to comply with the limits for a Class B digital device, pursuant to Part, 15 of the FCC Rules. These limits are designed to provide reasonable protection against harmful interference in a residential installation. This equipment generates, uses and can radiate radio frequency energy and, if not installed and used in accordance with the instructions, may cause harmful interference to radio communications.

However, there is no guarantee that interference will not occur in a particular installation. If this equipment does cause harmful interference to radio or television reception, which can be determined by turning the equipment off and on, the user is encouraged to try to correct the interference by one or more of the following measures:

- Reorient or relocate the receiving antenna.
- Increase the separation between the equipment the receiver.
- Connect the equipment into an outlet on a circuit different from that to which the receiver is connected.
- Consult the dealer or an experienced radio/TV technician for help.

RF Warning statement:

The device has been evaluated to meet general RF exposure requirement.

The device can be used in portable exposure condition without restriction.

Conforms to ASTM F963-17 **For AA Batteries:**

WARNING: TO AVOID BATTERY LEAKAGE

- 1) Be sure to insert the batteries correctly, and always follow the toy/game and battery manufacturers' instructions.
- 2) Do not mix old and new batteries or alkaline, standard (carbon-zinc) or rechargeable (nickel-cadmium) batteries.
- 3) Always remove weak or dead batteries from the product.
- 4) Remove the battery if the product is left unused for a long period of time.

For AAA Batteries:

WARNING: TO AVOID BATTERY LEAKAGE

- 1) The batteries used with this product are small parts and should be kept away from small children who still put things in their mouths. If they are swallowed, promptly see a doctor and have the doctor phone American Association of Poison Control Centers (1-800-222-1222).
- 2) Always purchase the correct size and grade of battery most suitable for intended use.
- 3) Do not mix old and new batteries, alkaline, standard (Carbon - Zinc) or rechargeable (Nickel-cadmium) batteries.
- 4) Clean the battery contacts and those of the device prior to battery installation.
- 5) Ensure the batteries are installed correctly with the regard to polarity (+ and -).
- 6) Always remove batteries if consumed or if product is to be left unused for a long time.

Tracking Number: JM121019



Distributed by 1616 Holdings, Inc.
701 Market Street Suite 200 Philadelphia, PA 19106
Made in Shantou, China