

ATMOTM
TUBE



PERSONAL AIR QUALITY MONITOR

Quick Start Guide

GET TO KNOW YOUR ATMOTUBE

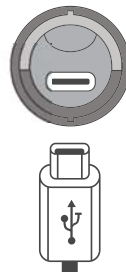
Atmotube was created to raise awareness about both indoor and outdoor air quality, so you can make the right choices every day and live healthier.



SETTING UP THE ATMOTUBE

Charge your device

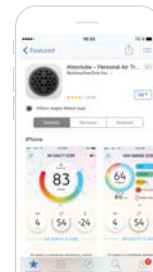
Make sure your device is charged. To charge Atmotube, connect it to the power supply with the micro USB type C cable from the box for at least 1 hour. While charging the led light will change its' color from orange to green ones Atmotube is fully charged.



INSTALLING THE ATMOTUBE APPLICATION

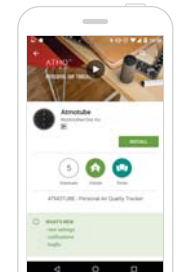
iOS devices

1. Browse atmotube.com/app in iOS browser.
2. Tap on **Apple App Store™** icon.
3. Tap **GET**.
4. After app was downloaded / installed, launch the app and follow the setup instructions.




Android devices

1. Type atmotube.com/app in Android browser.
2. Tap Android **Google play™** icon.
3. Tap **INSTALL**.
4. After app was downloaded / installed, launch the app and follow the setup instructions.



INDICATION ON DEVICE

The LED light color represents the current Air Quality Score, from Red (severely polluted) to Blue (clean). When you press the button the LED will light up to show the current AQ5 level.

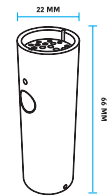


ATMOTM
TUBE

atmotube.com
facebook.com/atmotube

ATMOTUBE AT A GLANCE

- **Real time detection of**
 - Volatile Organic Compounds presence
 - Carbon monoxide presence (within VOCs)
 - Temperature
 - Relative Humidity
- **350 mAh rechargeable Li-ion battery**
- **Bluetooth 4.0 LE**
- **Micro USB Type C slot for charging**



WEIGHT: **42 g (1.5 oz)**

MEASUREMENT MODES

You can choose one of the 2 measurement modes in your mobile application:

- 3 sec** By default Atmotube will make readings every 3 seconds
- 1 min** Atmotube will make readings every 1 minute.

Please note that when the device has been off for more than few hours, it will require about 1 hour after the switch on to get to the proper working mode.

PERSONAL DATA

Review the Atmotube privacy policy, which can be found at <http://atmotube.com/privacy>

HELP

Troubleshooting and assistance can be found at <http://atmotube.com/help>.

SERVICE AND MAINTENANCE

Important!

- Do not try to modify or repair the Atmotube. All procedures, related to Service and Maintenance should be performed by professional technicians.
- Exposure to extreme temperatures may shorten battery life.

COMPATIBLE DEVICES

iPhone: 4s/5/5c/5s/6/6 Plus

iPod: Touch 5th Generation

iPad: 3rd Generation with iOS 9.0 and higher

Devices with **Android OS 4.3 and higher** with Bluetooth 4.0 low energy (BLE) support*

*You can find the full list of compatible Android devices at <http://atmotube.com/android>

SAFETY INSTRUCTIONS

By using Atmotube you agree to the Services Terms and Conditions available at <http://atmotube.com/termsandconditions>.

Atmotube is not a medical device. It is not a professional air quality monitoring device; it provides estimates intended for personal use and informational purposes only. The Atmotube is a subject to certain limitations and must be used in accordance with specifications and quick start guide. Users should review the information contained in quick start guide and available at <http://atmotube.com>, to learn more.

All the screenshots/drawings in this quick start guide are provided for explanatory purposes only. Device manufacturer has a right to update application UI/device functionality without any prior notice.

USAGE AND STORAGE REGULATIONS

- Product can be used at a temperatures between -5°C and 45°C (23°F and 113°F). Avoid any extreme temperature changes. Recommended conditions for accurate readings are: 0°C to 30°C at less than 85% RH.
- Product can be stored at temperatures between -40°C and 85°C (-40°F and 185°F) and less than 85% humidity.
- Avoid any prolonged exposure to chemical products and dust – they may damage the Atmotube sensors. In particular avoid exposure to:
 - Silicone vapours from sources such as silicone adhesives, silica gel, silicone rubber, silicone sealant, silicone gel, HMDS, oils including hair gels and oils.
 - Corrosive gases and vapours such as chlorine, hydrochloric acid, sulphur oxides for example some flux vapours
 - Acids, solvents and other liquids, including water, especially where the water contains ionic contamination such as salts
 - Particulates and dust
- Avoid any kind of shocks, be they physical, thermal or otherwise. They may damage internal and external components of your Atmotube
- Atmotube is not a water-resistant device; keep the Atmotube away from water or any moisture
- Keep your Atmotube and its accessories out of reach from children, as it contains small parts and may present a choking hazard.

WARRANTY INFORMATION

Atmotube Limited Warranty – the Limited Warranty extends only to the first consumer purchase of the product and is not transferable.

The warranty covers:

With the subject to the exclusions contained below, company warrants the Atmotube and in-box accessories, accompanying the Product against defects in workmanship and material, under the normal consumer use.

The warranty does not extend to:

- Natural wear/tear (scratches, alteration of the color and/or the materials of the Atmotube, peeling of the Atmotube color plating)
- Any damage to the Device/its parts resulting from accident, misuse, liquid contact, fire, earthquake or any other external caused, abnormal or abusive use, negligence or lack of care, or accidental damage (such as dents).
- Indirect damages of any kind.

For more information about Atmotube warranty and return policy, visit <http://atmotube.com/warranty>

REGULATORY INFORMATION

Any Changes or modifications not expressly approved by the party responsible for compliance could void the user's authority to operate the equipment.

This device complies with part 15 of the FCC Rules. Operation is subject to the following two conditions: (1) This device may not cause harmful interference, and (2) this device must accept any interference received, including interference that may cause undesired operation.

FCC Radiation Exposure Statement:

This equipment complies with FCC radiation exposure limits set forth for an uncontrolled environment. This transmitter must not be co-located or operating in conjunction with any other antenna or transmitter.

Note: This equipment has been tested and found to comply with the limits for a Class B digital device, pursuant to part 15 of the FCC Rules. These limits are designed to provide reasonable protection against harmful interference in a residential installation. This equipment generates, uses and can radiate radio frequency energy and, if not installed and used in accordance with the instructions, may cause harmful interference to radio communications. However, there is no guarantee that interference will not occur in a particular installation. If this equipment does cause harmful interference to radio or television reception, which can be determined by turning the equipment off and on, the user is encouraged to try to correct the interference by one or more of the following measures:

- Reorient or relocate the receiving antenna.
- Increase the separation between the equipment and receiver.

- Connect the equipment into an outlet on a circuit different from that to which the receiver is connected.
- Consult the dealer or an experienced radio/TV technician for help.



FCC ID: 2AHGD-ATMO-T01

This device complies with R&TTE Directive. A copy of the EU Declaration of Conformity is available online at www.atmotube.com/regulatory.



The symbol on the product or its packaging signifies that this product must be disposed of separately from ordinary household wastes at its end of life. Please kindly be aware that it is your responsibility to dispose of electronic equipment at recycling centers to help conserve natural resources.

Each country should have its collection centers for electrical/electronic equipment recycling. For detailed information about your recycling drop off point, contact the retailer where you bought the product or your local recycling authority.

- Do not dispose your product with household waste.
- Disposal of the packaging and your product should be done in accordance with local regulations.