

Figure 1: EUT position assessment:



Figure 2: EUT position assessment:




Figure 3: EUT position assessment:




Figure 4: EUT position assessment:



Figure 5: Emission measurement below 1 GHz:




Figure 6: Emission measurement above 1 GHz:






Figure 7: Conducted RF output measurement:




Figure 8: Conducted RF output measurement:

