


## Appendix 9


**Photos**

The test set-up during all the tests can be seen in the pictures below.

9 kHz-30MHz in semi anechoic chamber, antenna pos A




9 kHz-30MHz in semi anechoic chamber, antenna pos B



## Appendix 9

9 kHz-30MHz in semi anechoic chamber, antenna pos C





## Appendix 9

150 kHz-30 MHz at asphalt surface, antenna pos A



150 kHz-30 MHz at asphalt surface, antenna pos B



## Appendix 9


150 kHz-30 MHz at asphalt surface, antenna pos C






Appendix 9

30-1000 MHz



Appendix 9

Conducted emission AC



## Appendix 9

Frequency error in climate chamber

