

## **EXHIBIT D - TEST SETUP PHOTOGRAPHS**

---

**Conducted Emissions Front View POE**



**Conducted Emissions Side View POE**



**Conducted Emissions Front View Adapter**




**Conducted Emissions Side View Adapter**







**Radiated Emission Below 1G front View POE**




**Radiated Emission Below 1G rear View POE**




**Radiated Emission Below 1G front View Adapter**




**Radiated Emission Below 1G rear View Adapter**



**Radiated Emission Above 1G front View POE**




**Radiated Emission Above 1G rear View POE**





**Radiated Emission Above 1G front View Adapter**



**Radiated Emission Above 1G rear View Adapter**

