

1. Photographs of Conducted Emissions Test Configuration

Test Mode: Mode 2

FRONT VIEW



REAR VIEW




2. Photographs of Radiated Emissions Test Configuration


Test Configuration: 30MHz~1GHz

Test Mode: Mode 1

FRONT VIEW




REAR VIEW




Test Configuration: Above 1GHz

Test Mode: Mode 1, Mode 3

FRONT VIEW




REAR VIEW




Test Mode: Mode 2

FRONT VIEW




REAR VIEW




Test Mode: Mode 4

FRONT VIEW




REAR VIEW




Test Mode: Mode 5 for harmonic

FRONT VIEW




REAR VIEW



Test Mode: Mode 5 for bandedge

FRONT VIEW




REAR VIEW



Test Mode: Mode 6

FRONT VIEW




REAR VIEW




Test Mode: Mode 7

FRONT VIEW



REAR VIEW



————THE END————