

Product specification


Quick Reference Date

	Antenna module on the system board
Model	2.4G ANT
Frequency	2.45GHz*1
Ant. Port Input Pwr. (dBm)	0 (Typ. BT class 2 output power)
Tot. Rad. Pwr. (dBm)	-2.3 (Input pwr – loss pwr)
Peak EIRP(dBm)	1.3
Directivity (dBi)	1 (all direction antenna)
Efficiency (dB)	-2.3 (58.5%)
Gain (dBi)	1.7 (Peak Gain XY-plane)
Maximum Power (dBm)	1.3 (XY-plane)
Minimum Power (dBm)	-4(XY-plane)
Avg. Power (dBm)	-0.5(XY-plane)
Max/Min Ratio (dB)	5.3(XY-plane)
Max/Avg Ratio (dB)	1.8(XY-plane)
Min/Avg Ratio (dB)	-3.5(XY-plane)
Average Gain (dB)	-0.5 (Avg Gain XY-plane)
Manufacturer	SHENZHEN KINGSUN ENTERPRISES Co.,Ltd. 25F,CEC information Building,Xinwen Road,Futian District,Shenzhen,Guangdong,P.R.China

All the technical data and information contained herein are subject to change without prior notice

Antenna Layout & system board

module on the


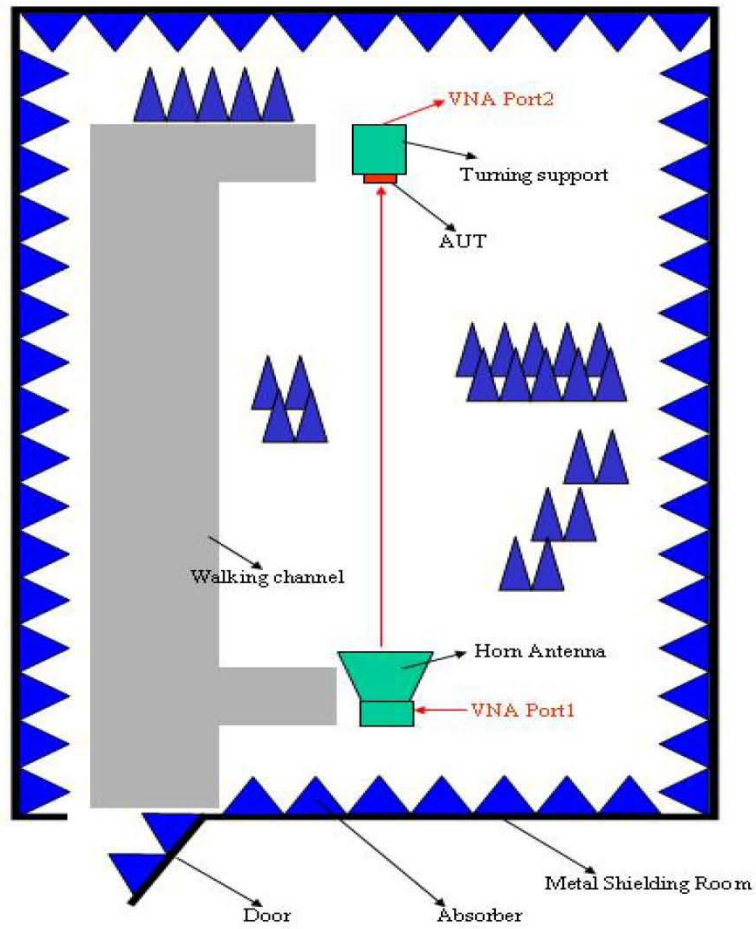


Antenna Gain Gain Table

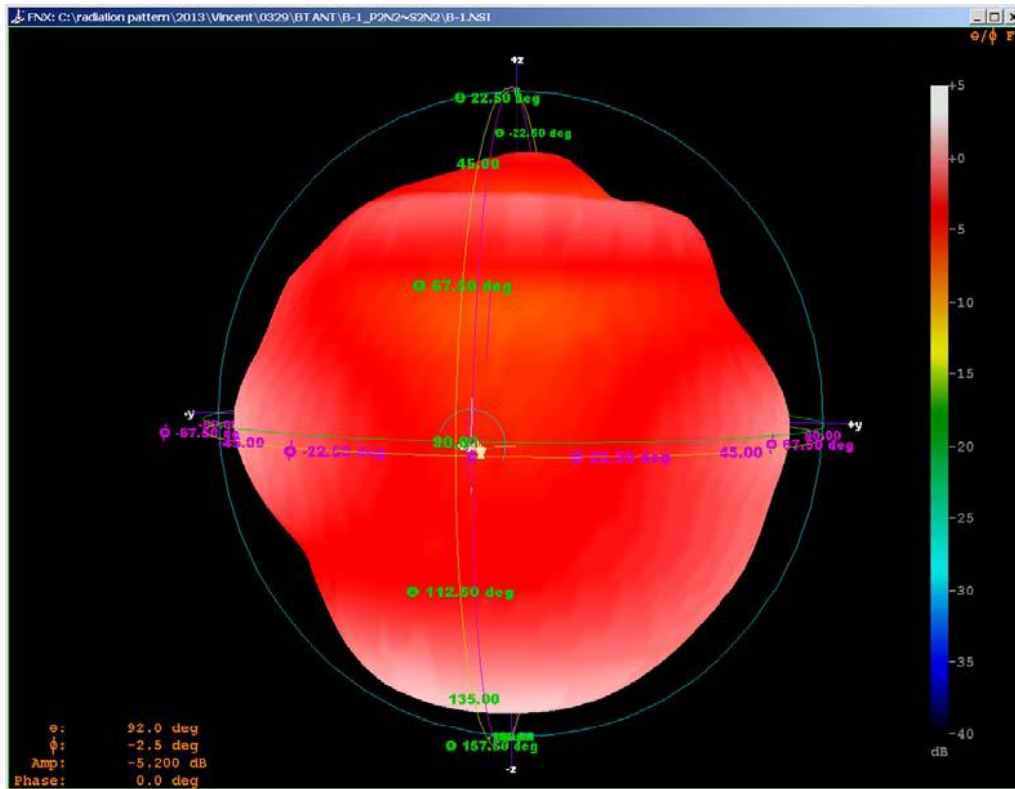
Unit in dBi @2.44GHz	XY-plane		XZ-plane		YZ-plane		Efficiency
	Peak	Avg.	Peak	Avg.	Peak	Avg.	
Module Board	1.3	-0.5	1.7	-3.8	1.1	-3.0	58.5%



Return Loss



The Environment of Antenna Radiation Pattern



3D radiation pattern diagram