










INTRODUCTION	SPECIFICATIONS	FEATURES	OPERATION
<p>Thank you for purchasing the Wireless Charger Battery Bank. This powerful, portable device offers a 10,000mAh capacity, supports 15W wireless charging, and is compatible with any Qi-certified devices. The built-in magnet ensures your device stays securely attached while charging.</p> 	<p>Capacity: 10,000mAh USB-C Input: 5V/3A, 9V/2.22A, 12V/1.67A USB-C Output: 5V/3A, 9V/2.22A, 12V/1.67A Wireless Charging Output: 5W/7.5W/10W/15W</p> <p>WHAT'S INSIDE</p> <p>Magnetic Wireless Charger Power Bank USB-C Charging Cable User Manual</p>	<ul style="list-style-type: none">• 10,000mAh high capacity power banks let's you stay powered for longer.• Recharge your devices two different ways- wired or magnetic Qi compatible wireless charging.• 15W Qi compatible wireless charging allows you to magnet snap your phone and go.• Or conveniently fast charge your Power Delivery enabled device via PD USB-C port.• Recharge the power bank via USB-C input/output port with included USB-C to USB-A cable.	<p>Recharging the power bank: Charge the power bank fully before use. Connect the USB-C port of the power bank to a compatible power source. The indicator light will show orange when the battery is low and green when the battery is almost fully charged. The light will remain on for 3 seconds before turning off to enter power-saving mode. For fast charging, please use a fast charge adapter (not included).</p> <p>Charging other devices:</p> <ol style="list-style-type: none">1. Wired Charging: Insert a suitable cable to connect the USB-C port and desired device together to charge.2. Wireless Charging: Place your wireless charging enabled device on the charger. The charger will magnetically align to devices enabled to do so. The LED indicator will show green. a. Note: Not all devices will trigger the magnetic alignment. This feature is compatible with iPhone 12 and up. <p>Tips To prevent damage to the phone or the charger: Remove metal cases, or cases with any magnet/metal components, from phone before charging. Do not place metal objects on the charger during charging, Qi wireless chargeable phones with metallic looking finishes will charge normally.</p> <p>Note: Very thick phone cases can obstruct wireless charging. For effective charging, it may be necessary to reposition the phone or remove the case.</p>
1	2	3	4

Accordion-Fold Defined, black and white



SAFETY AND CARE INSTRUCTIONS	FCC STATEMENT:	ONE YEAR LIMITED WARRANTY	
<p>Read all the instructions before using the product and them store them for future reference. Failure to follow these safety instructions, could lead to fire, electrical shock, personal injury, property damage, or damage to the product.</p> <p>This product contains a non-replaceable rechargeable lithium-ion battery. When discarding, follow your local / state guidelines.</p> <p>Do not expose to rain, moisture, or other liquid. Do use near water such as swimming pools, bathtubs, or sinks. If it becomes wet, immediately unplug the product from a power source. Do not handle the unit, USB cord or wall charger with wet hands.</p> <p>Do not charge, or use, the product if it has been submerged in water, or if water has got inside the product.</p> <p>Do not expose to heat sources, the sun, or leave in a hot vehicle. Do not dispose of in a fire.</p> <p>Do not expose the product to extremely high or low temperatures. Use this product in a location with a temperature of 32°F - 95°F. Prolonged exposure to extreme heat or cold reduces battery longevity. Exposure to fire or temperatures above 170°F could cause serious damage and explosion.</p> <p>Do not dissemble, there are no serviceable parts inside. Do not drop. Do not use if damaged or modified or if you see any bulging, swelling, leakage or other abnormality. Never insert objects other than the specified cables into the product. Damaged or modified batteries may exhibit unpredictable behavior resulting in fire, explosion or risk of injury.</p> <p>Do not modify or try to use for a non-intended purpose. Do not use the power bank more than its output rating. Overload outputs above rating may result in a risk of fire or injury.</p> <p>Do not place anywhere where the product would become crushed or punctured.</p> <p>Place the charger on a flat, sturdy surface during charging. Charge in a well-ventilated area and make sure it is not covered with any material. Power banks generate heat when charging, and the power bank may temporarily stop charging if it gets too hot.</p> <p>Charge using the correct wall charger, and make sure that the charger is inserted all the way into the electrical outlet. Disconnect the charger once the product is fully charged This product is not a toy. Keep out of reach of children or those that require supervision.</p> <p>Do not use abrasive cleaning solvents to clean the unit.</p> <p>Note: Lithium-ion batteries will self-discharge over time. To ensure battery life, do not store the product in an uncharged state for a length of time. If left in a discharged state for too long a lithium-ion battery will no longer have the ability to be recharged.</p>	<p>This device complies with part 15 of the FCC Rules. Operation is subject to the following two conditions: (1) This device may not cause harmful interference in a residential installation. This equipment generates, uses, and can radiate radio frequency energy and, if not installed and used in accordance with the instructions, may cause harmful interference to radio communications. However, there is no guarantee that interference will not occur in a particular installation. If this equipment does not cause harmful interference to radio or television reception, which can be determined by turning the equipment off and on, the user is encouraged to try to correct interference by one or more of the following measures:</p> <ul style="list-style-type: none">• Reorient or relocate the receiving antenna• Increase the separation between the equipment and receiver• Connect the equipment into an outlet on a circuit different from that to which the receiver is connected• Consult the dealer or an experienced radio/TV technician for help <p>Any Changes or modifications not expressly approved by the party responsible for compliance could void the user's authority to operate the equipment.</p> <p>FCC Radiation Exposure Statement: This equipment complies with FCC radiation exposure limits set forth for an uncontrolled environment.</p>	<p>Xtreme warrants its products for one year against defects in manufacturing under regular consumer use with original receipt of retail purchase. We believe in our products and want to provide you with a replacement, if needed, but we have to know about the problem while the product is still under warranty. If you discover a defect covered by this warranty, please contact us about receiving a replacement. In order to use the products warranty the customer must provide proof of the retailers receipt.</p> <p>*Any customers outside of the U.S. will be responsible for shipping and handling charges if a replacement is required that is not due to a manufacturing defect. If there is not a manufacturing defect, shipping and handling will be applied.</p> <p>Xtreme's warranty is limited to our products only. Our warranty does not cover the replacement or repair cost of any third-party accessory, electronic device or personal property. For instructions about how to obtain warranty service for your product, please contact Customer Service: customerservice@xtremecables.com</p> <p>Scan the QR code on the front of this manual to extend your warranty from 1 Year to 2 Year Limited.</p> <div> </div> <p>Made in China for Jem Accessories. Edison, N.J. 08817 FCC ID:</p> <div></div>	<div> 15W PD USB-C</div> <p>MAGNETIC WIRELESS CHARGER POWER BANK</p>  <div></div> <div> Scan to Extend Your Warranty</div> <p>XBB8-1026-BLK User Manual V1.0 1024 855.999.8041 WWW.XTREMECABLES.COM</p>
5	6	7	