



Photographs of 284475-1-1



Photograph 1. The EUT sample with antenna temporary setup cable.




Photograph 2. The EUT sample with antenna port and temperature test setup cables (front side).




Photograph 3. The EUT sample with antenna port and temperature test setup cables (rear side).




Photograph 4. Radiated emission setup (30-1000 MHz).



Photograph 5. Radiated emission setup (1-18 GHz).



Photograph 6. Radiated emission setup (18-26.5 GHz).



Photograph 7. Conducted emission setup.