

## ANNEX A Graph Results

### GSM850 Head

Date: 2025-07-04

Electronics: DAE4 Sn1745

Medium: H700-6000M

Medium parameters used (interpolated):  $f = 848.8$  MHz;  $\sigma = 0.891$  S/m;  $\epsilon_r = 42.83$ ;  $\rho = 1000$  kg/m<sup>3</sup>

Ambient Temperature: 23.3°C      Liquid Temperature: 22.5°C

Communication System: GSM 850 (0) Frequency: 848.8 MHz Duty Cycle: 1:8.30042

Probe: EX3DV4 - SN7600 ConvF(10.82, 10.82, 10.82)

Area Scan (81x121x1): Interpolated grid:  $dx=1.500$  mm,  $dy=1.500$  mm

Maximum value of SAR (interpolated) = 0.316 W/kg

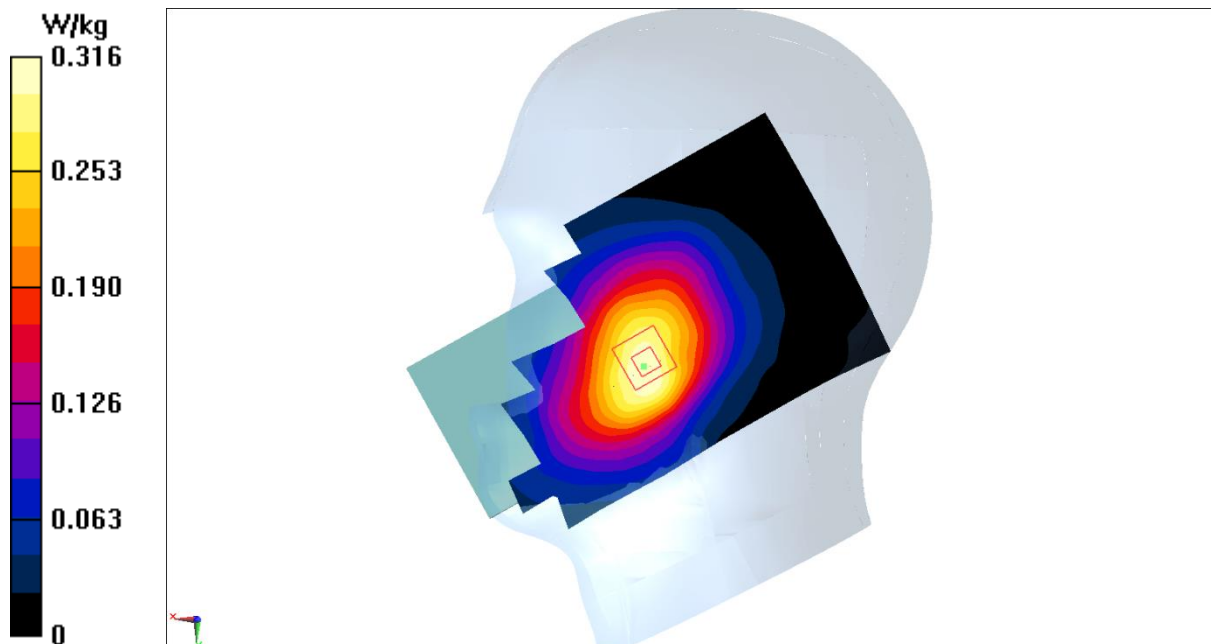
Zoom Scan (5x5x7)/Cube 0: Measurement grid:  $dx=8$ mm,  $dy=8$ mm,  $dz=5$ mm

Reference Value = 5.800 V/m; Power Drift = 0.08 dB

Peak SAR (extrapolated) = 0.350 W/kg

SAR(1 g) = 0.260 W/kg; SAR(10 g) = 0.199 W/kg

Maximum value of SAR (measured) = 0.316 W/kg



## GSM850 Body 10mm

Date: 2025-07-04

Electronics: DAE4 Sn1745

Medium: H700-6000M

Medium parameters used (interpolated):  $f = 848.8$  MHz;  $\sigma = 0.891$  S/m;  $\epsilon_r = 42.83$ ;  $\rho = 1000$  kg/m<sup>3</sup>

Ambient Temperature: 23.3°C      Liquid Temperature: 22.5°C

Communication System: GSM 850 GPRS12 (0) Frequency: 848.8 MHz Duty Cycle: 1:1.99986

Probe: EX3DV4 - SN7600 ConvF(10.82, 10.82, 10.82)

Area Scan (81x141x1): Interpolated grid: dx=1.500 mm, dy=1.500 mm

Maximum value of SAR (interpolated) = 0.904 W/kg

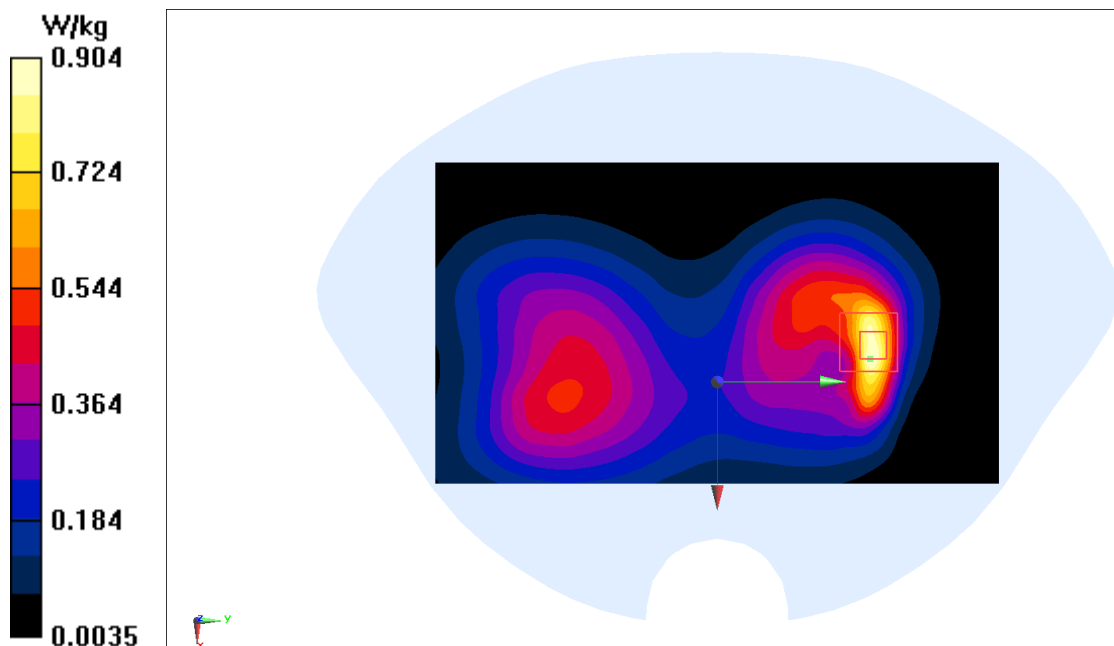
Zoom Scan (8x8x7)/Cube 0: Measurement grid: dx=8mm, dy=8mm, dz=5mm

Reference Value = 13.80 V/m; Power Drift = -0.06 dB

Peak SAR (extrapolated) = 1.10 W/kg

SAR(1 g) = 0.568 W/kg; SAR(10 g) = 0.325 W/kg

Maximum value of SAR (measured) = 0.822 W/kg



## GSM850 Body 0mm

Date: 2025-07-04

Electronics: DAE4 Sn1745

Medium: H700-6000M

Medium parameters used (interpolated):  $f = 848.8$  MHz;  $\sigma = 0.891$  S/m;  $\epsilon_r = 42.83$ ;  $\rho = 1000$  kg/m<sup>3</sup>

Ambient Temperature: 23.3°C      Liquid Temperature: 22.5°C

Communication System: GSM 850 GPRS12 (0) Frequency: 848.8 MHz Duty Cycle: 1:1.99986

Probe: EX3DV4 - SN7600 ConvF(10.82, 10.82, 10.82)

Area Scan (81x141x1): Interpolated grid: dx=1.500 mm, dy=1.500 mm

Maximum value of SAR (interpolated) = 3.23 W/kg

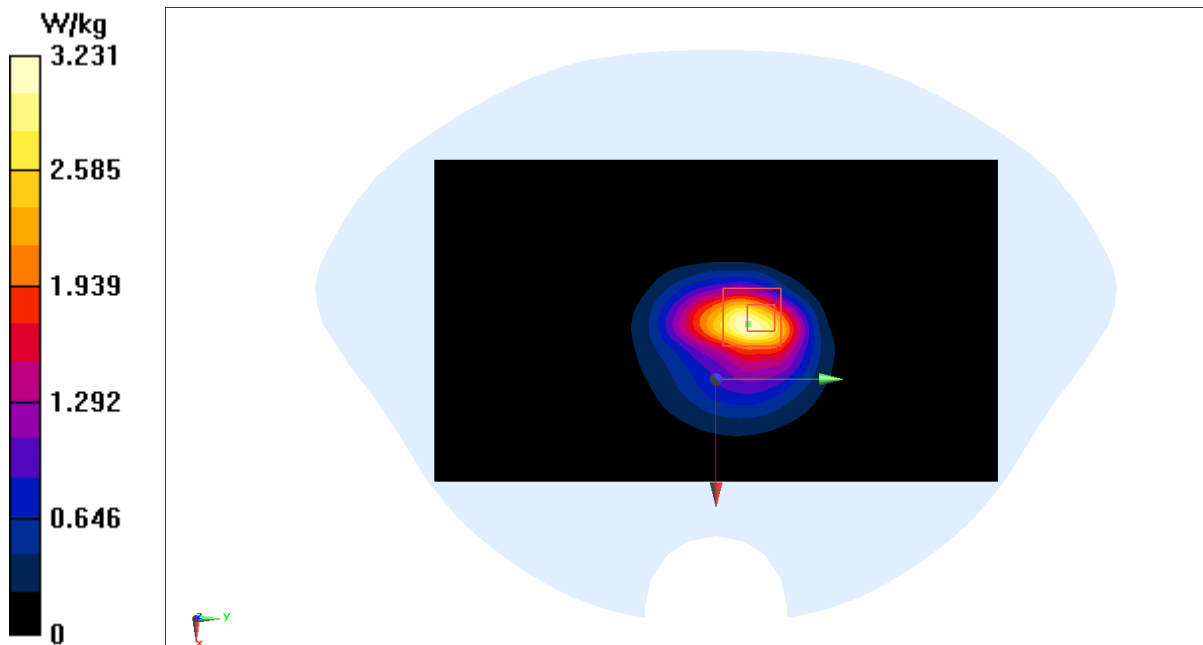
Zoom Scan (8x8x7)/Cube 0: Measurement grid: dx=8mm, dy=8mm, dz=5mm

Reference Value = 36.09 V/m; Power Drift = 0.07 dB

Peak SAR (extrapolated) = 4.04 W/kg

SAR(1 g) = 1.66 W/kg; SAR(10 g) = 0.837 W/kg

Maximum value of SAR (measured) = 2.90 W/kg



## GSM1900 Head

Date: 2025-07-09

Electronics: DAE4 Sn1745

Medium: H700-6000M

Medium parameters used (interpolated):  $f = 1850.2$  MHz;  $\sigma = 1.413$  S/m;  $\epsilon_r = 40.535$ ;  $\rho = 1000$  kg/m<sup>3</sup>

Ambient Temperature: 23.3°C      Liquid Temperature: 22.5°C

Communication System: GSM 1900 (0) Frequency: 1850.2 MHz Duty Cycle: 1:8.30042

Probe: EX3DV4 - SN7600 ConvF(8.6, 8.6, 8.6)

Area Scan (81x121x1): Interpolated grid: dx=1.500 mm, dy=1.500 mm

Maximum value of SAR (interpolated) = 0.0454 W/kg

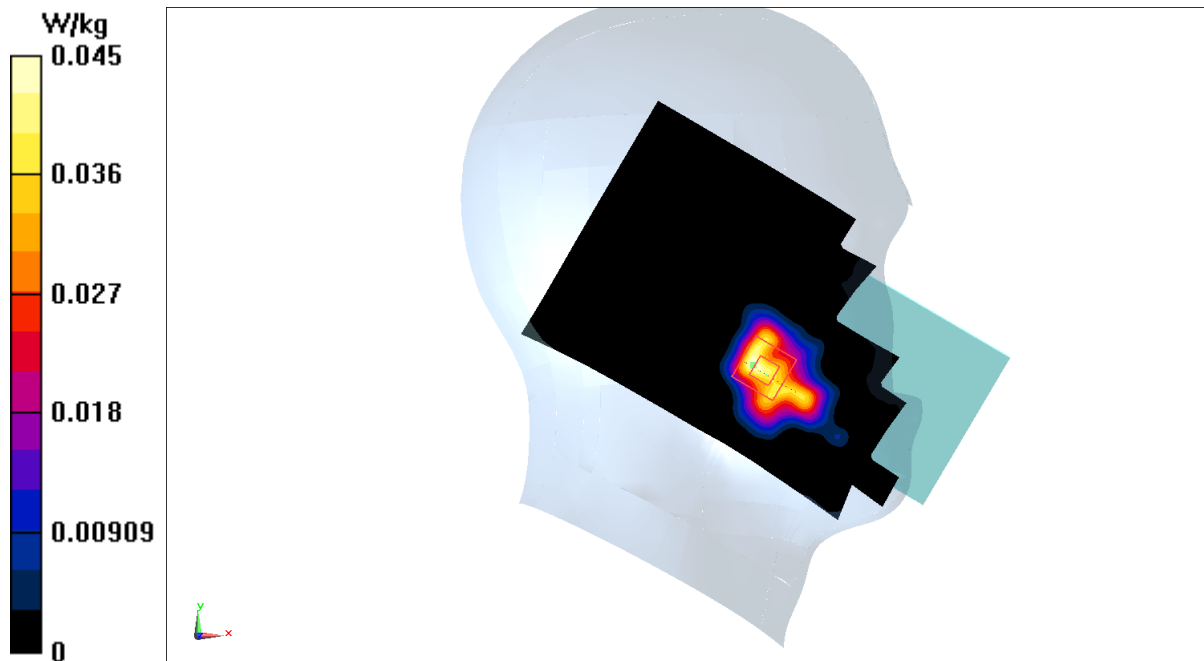
Zoom Scan (6x6x7)/Cube 0: Measurement grid: dx=8mm, dy=8mm, dz=5mm

Reference Value = 1.239 V/m; Power Drift = 0.10 dB

Peak SAR (extrapolated) = 0.0420 W/kg

SAR(1 g) = 0.024 W/kg; SAR(10 g) = 0.015 W/kg

Maximum value of SAR (measured) = 0.0353 W/kg



## GSM1900 Body 10mm

Date: 2025-07-09

Electronics: DAE4 Sn1745

Medium: H700-6000M

Medium parameters used (interpolated):  $f = 1850.2$  MHz;  $\sigma = 1.413$  S/m;  $\epsilon_r = 40.535$ ;  $\rho = 1000$  kg/m<sup>3</sup>

Ambient Temperature: 23.3°C      Liquid Temperature: 22.5°C

Communication System: GSM 1900 GPRS-2 (0) Frequency: 1850.2 MHz Duty Cycle: 1:4.00037

Probe: EX3DV4 - SN7600 ConvF(8.6, 8.6, 8.6)

Area Scan (81x141x1): Interpolated grid: dx=1.500 mm, dy=1.500 mm

Maximum value of SAR (interpolated) = 0.800 W/kg

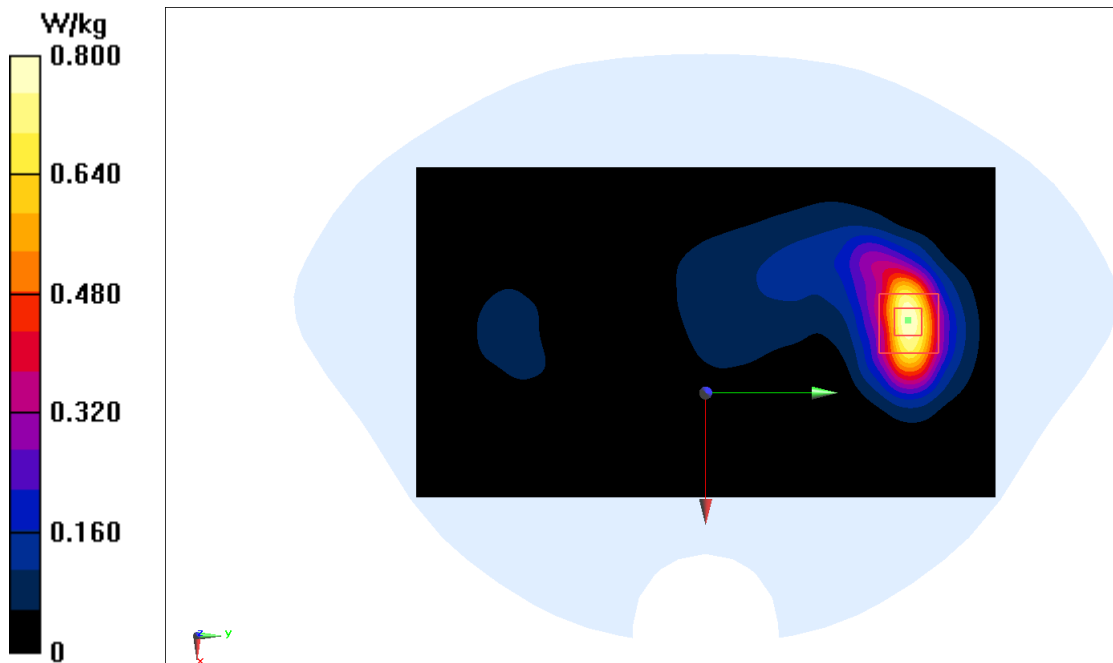
Zoom Scan (7x7x7)/Cube 0: Measurement grid: dx=8mm, dy=8mm, dz=5mm

Reference Value = 5.801 V/m; Power Drift = 0.03 dB

Peak SAR (extrapolated) = 0.942 W/kg

SAR(1 g) = 0.524 W/kg; SAR(10 g) = 0.280 W/kg

Maximum value of SAR (measured) = 0.717 W/kg



## GSM1900 Body 0mm

Date: 2025-07-09

Electronics: DAE4 Sn1745

Medium: H700-6000M

Medium parameters used (interpolated):  $f = 1850.2$  MHz;  $\sigma = 1.413$  S/m;  $\epsilon_r = 40.535$ ;  $\rho = 1000$  kg/m<sup>3</sup>

Ambient Temperature: 23.3°C      Liquid Temperature: 22.5°C

Communication System: GSM 1900 GPRS12 (0) Frequency: 1850.2 MHz Duty Cycle: 1:1.99986

Probe: EX3DV4 - SN7600 ConvF(8.6, 8.6, 8.6)

Area Scan (51x141x1): Interpolated grid: dx=1.500 mm, dy=1.500 mm

Maximum value of SAR (interpolated) = 2.11 W/kg

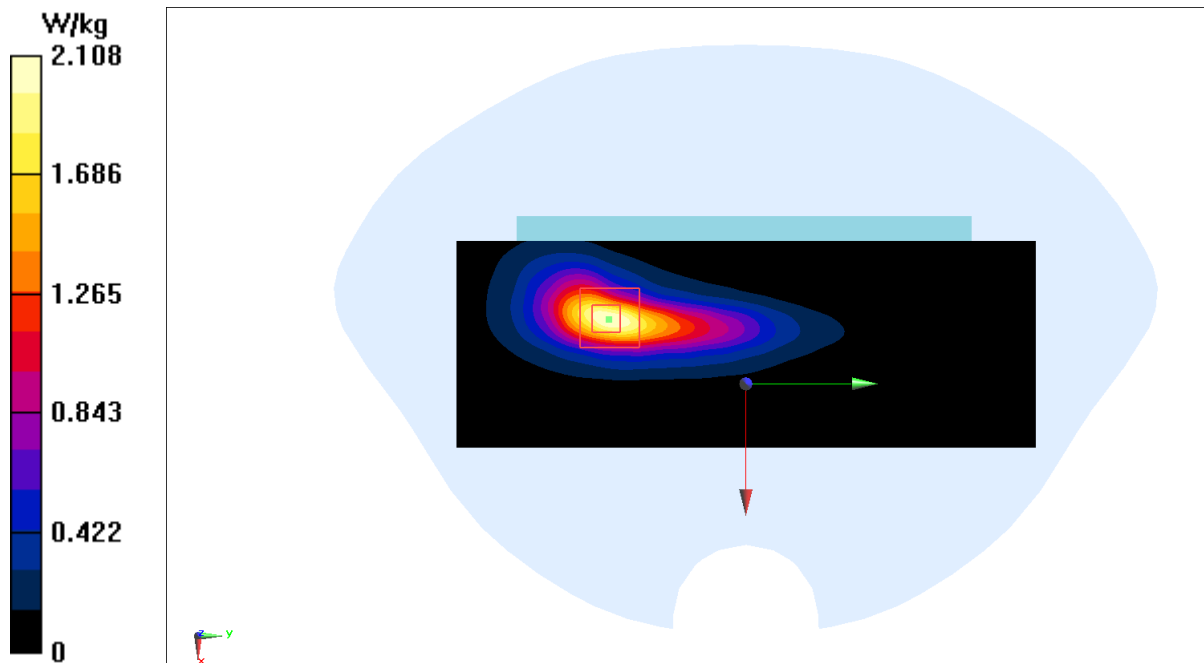
Zoom Scan (7x7x7)/Cube 0: Measurement grid: dx=8mm, dy=8mm, dz=5mm

Reference Value = 18.98 V/m; Power Drift = -0.17 dB

Peak SAR (extrapolated) = 2.66 W/kg

SAR(1 g) = 1.26 W/kg; SAR(10 g) = 0.635 W/kg

Maximum value of SAR (measured) = 2.05 W/kg



## WCDMA850 Head

Date: 2025-07-04

Electronics: DAE4 Sn1745

Medium: H700-6000M

Medium parameters used (interpolated):  $f = 836.6$  MHz;  $\sigma = 0.886$  S/m;  $\epsilon_r = 42.875$ ;  $\rho = 1000$  kg/m<sup>3</sup>

Ambient Temperature: 23.3°C      Liquid Temperature: 22.5°C

Communication System: WCDMA850 (B5) (0) Frequency: 836.6 MHz Duty Cycle: 1:1

Probe: EX3DV4 - SN7600 ConvF(10.82, 10.82, 10.82)

Area Scan (81x121x1): Interpolated grid: dx=1.500 mm, dy=1.500 mm

Maximum value of SAR (interpolated) = 0.337 W/kg

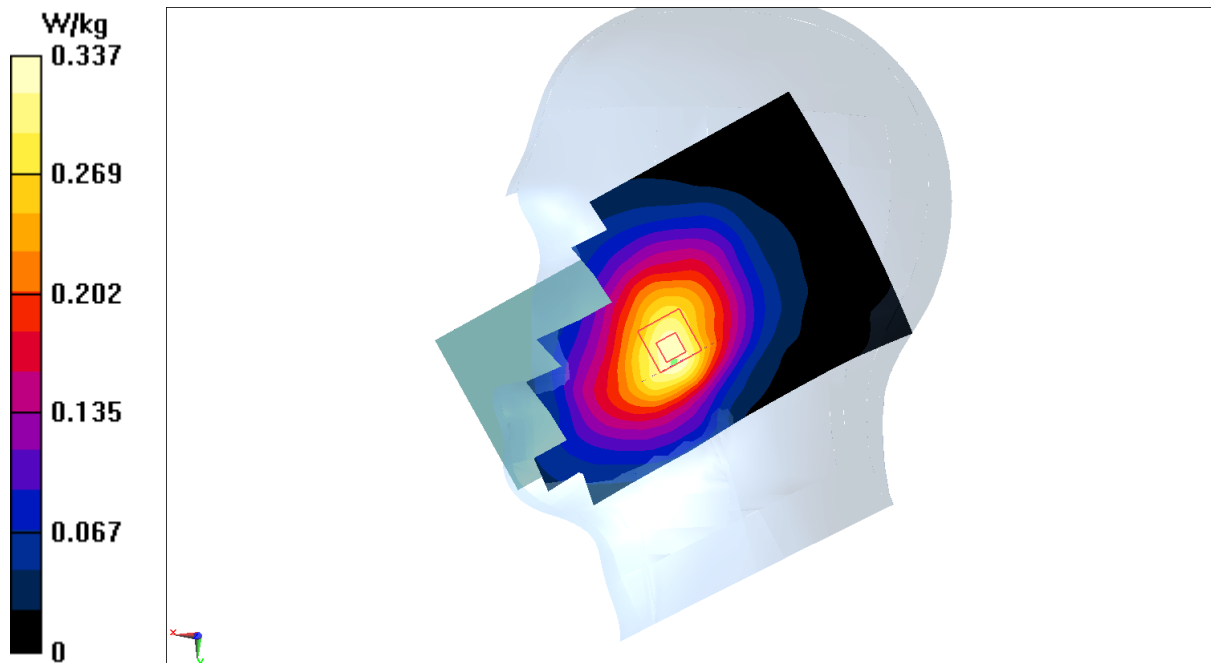
Zoom Scan (6x6x7)/Cube 0: Measurement grid: dx=8mm, dy=8mm, dz=5mm

Reference Value = 5.709 V/m; Power Drift = 0.19 dB

Peak SAR (extrapolated) = 0.368 W/kg

SAR(1 g) = 0.268 W/kg; SAR(10 g) = 0.204 W/kg

Maximum value of SAR (measured) = 0.325 W/kg



## WCDMA850 Body 10mm

Date: 2025-07-04

Electronics: DAE4 Sn1745

Medium: H700-6000M

Medium parameters used (interpolated):  $f = 826.4$  MHz;  $\sigma = 0.881$  S/m;  $\epsilon_r = 42.879$ ;  $\rho = 1000$  kg/m<sup>3</sup>

Ambient Temperature: 23.3°C      Liquid Temperature: 22.5°C

Communication System: WCDMA850 (B5) (0) Frequency: 826.4 MHz Duty Cycle: 1:1

Probe: EX3DV4 - SN7600 ConvF(10.82, 10.82, 10.82)

Area Scan (81x141x1): Interpolated grid: dx=1.500 mm, dy=1.500 mm

Maximum value of SAR (interpolated) = 0.733 W/kg

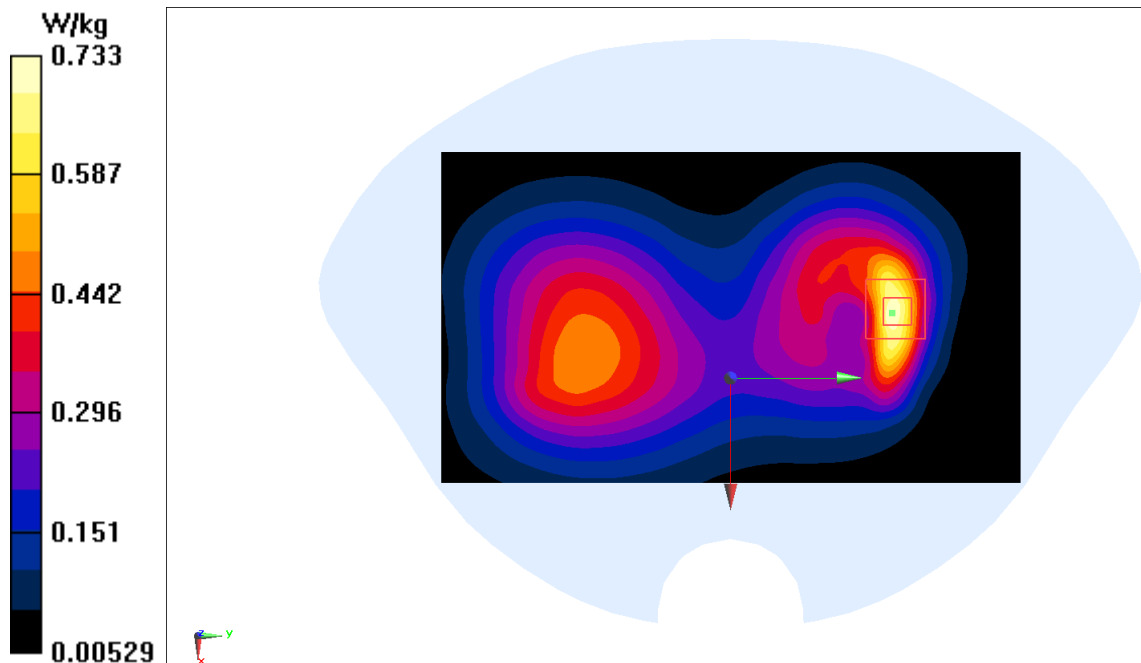
Zoom Scan (8x8x7)/Cube 0: Measurement grid: dx=8mm, dy=8mm, dz=5mm

Reference Value = 14.50 V/m; Power Drift = -0.16 dB

Peak SAR (extrapolated) = 0.915 W/kg

SAR(1 g) = 0.458 W/kg; SAR(10 g) = 0.260 W/kg

Maximum value of SAR (measured) = 0.717 W/kg





## WCDMA850 Body 0mm

Date: 2025-07-04

Electronics: DAE4 Sn1745

Medium: H700-6000M

Medium parameters used (interpolated):  $f = 826.4$  MHz;  $\sigma = 0.881$  S/m;  $\epsilon_r = 42.879$ ;  $\rho = 1000$  kg/m<sup>3</sup>

Ambient Temperature: 23.3°C      Liquid Temperature: 22.5°C

Communication System: WCDMA850 (B5) (0) Frequency: 826.4 MHz Duty Cycle: 1:1

Probe: EX3DV4 - SN7600 ConvF(10.82, 10.82, 10.82)

Area Scan (81x141x1): Interpolated grid: dx=1.500 mm, dy=1.500 mm

Maximum value of SAR (interpolated) = 2.76 W/kg

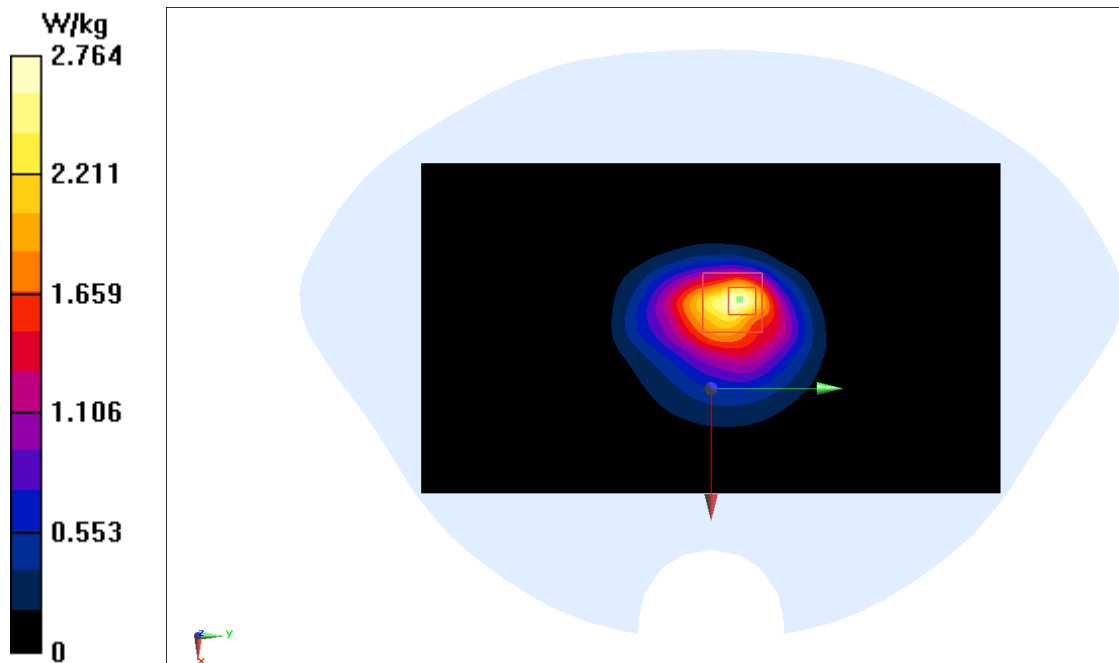
Zoom Scan (7x7x7)/Cube 0: Measurement grid: dx=8mm, dy=8mm, dz=5mm

Reference Value = 27.61 V/m; Power Drift = 0.01 dB

Peak SAR (extrapolated) = 5.17 W/kg

SAR(1 g) = 1.51 W/kg; SAR(10 g) = 0.764 W/kg

Maximum value of SAR (measured) = 2.87 W/kg



## WCDMA1700 Head

Date: 2025-07-23

Electronics: DAE4 Sn1745

Medium: H700-6000M

Medium parameters used (interpolated):  $f = 1752.6$  MHz;  $\sigma = 1.351$  S/m;  $\epsilon_r = 40.634$ ;  $\rho = 1000$  kg/m<sup>3</sup>

Ambient Temperature: 23.3°C      Liquid Temperature: 22.5°C

Communication System: WCDMA1700 (B4) (0) Frequency: 1752.6 MHz Duty Cycle: 1:1

Probe: EX3DV4 - SN7600 ConvF(8.95, 8.95, 8.95)

Area Scan (81x121x1): Interpolated grid: dx=1.500 mm, dy=1.500 mm

Maximum value of SAR (interpolated) = 0.236 W/kg

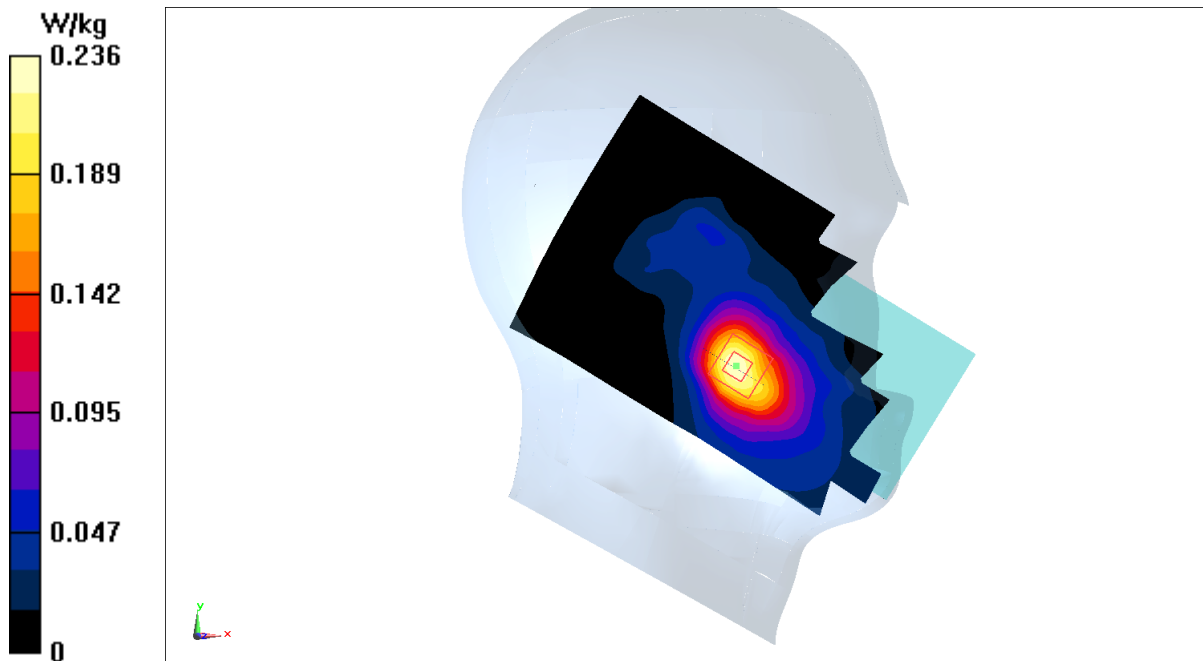
Zoom Scan (5x5x7)/Cube 0: Measurement grid: dx=8mm, dy=8mm, dz=5mm

Reference Value = 3.396 V/m; Power Drift = 0.11 dB

Peak SAR (extrapolated) = 0.287 W/kg

SAR(1 g) = 0.177 W/kg; SAR(10 g) = 0.109 W/kg

Maximum value of SAR (measured) = 0.245 W/kg



## WCDMA1700 Body 10mm

Date: 2025-07-23

Electronics: DAE4 Sn1745

Medium: H700-6000M

Medium parameters used (interpolated):  $f = 1752.6$  MHz;  $\sigma = 1.351$  S/m;  $\epsilon_r = 40.634$ ;  $\rho = 1000$  kg/m<sup>3</sup>

Ambient Temperature: 23.3°C      Liquid Temperature: 22.5°C

Communication System: WCDMA1700 (B4) (0) Frequency: 1752.6 MHz Duty Cycle: 1:1

Probe: EX3DV4 - SN7600 ConvF(8.95, 8.95, 8.95)

Area Scan (81x141x1): Interpolated grid: dx=1.500 mm, dy=1.500 mm

Maximum value of SAR (interpolated) = 0.999 W/kg

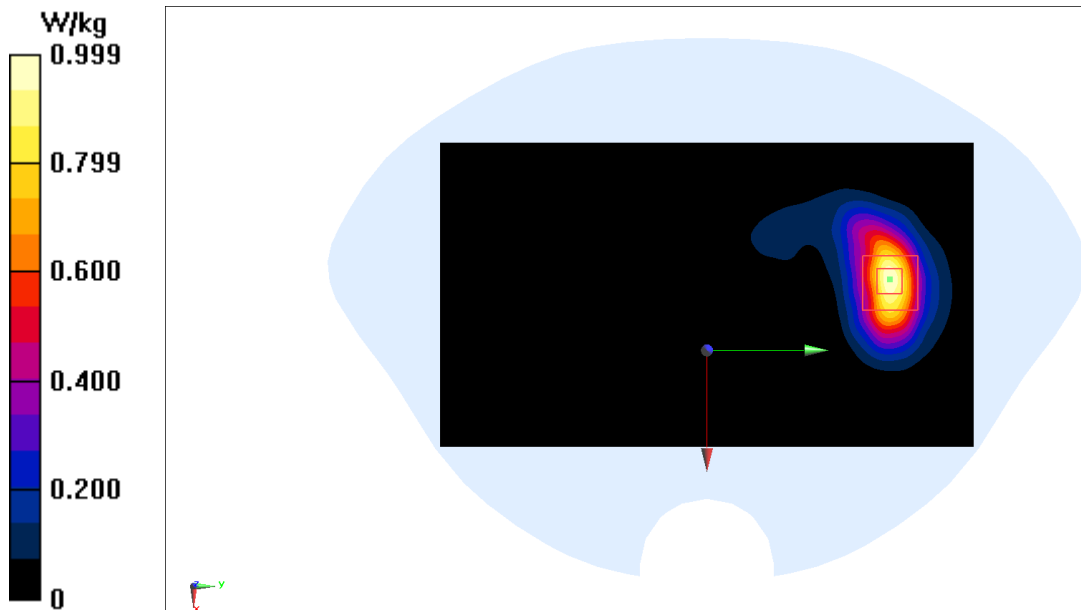
Zoom Scan (7x7x7)/Cube 0: Measurement grid: dx=8mm, dy=8mm, dz=5mm

Reference Value = 4.101 V/m; Power Drift = 0.15 dB

Peak SAR (extrapolated) = 1.15 W/kg

SAR(1 g) = 0.641 W/kg; SAR(10 g) = 0.343 W/kg

Maximum value of SAR (measured) = 0.870 W/kg



## WCDMA1700 Body 0mm

Date: 2025-07-23

Electronics: DAE4 Sn1745

Medium: H700-6000M

Medium parameters used (interpolated):  $f = 1752.6$  MHz;  $\sigma = 1.351$  S/m;  $\epsilon_r = 40.634$ ;  $\rho = 1000$  kg/m<sup>3</sup>

Ambient Temperature: 23.3°C      Liquid Temperature: 22.5°C

Communication System: WCDMA1700 (B4) (0) Frequency: 1752.6 MHz Duty Cycle: 1:1

Probe: EX3DV4 - SN7600 ConvF(8.95, 8.95, 8.95)

Area Scan (51x141x1): Interpolated grid: dx=1.500 mm, dy=1.500 mm

Maximum value of SAR (interpolated) = 2.88 W/kg

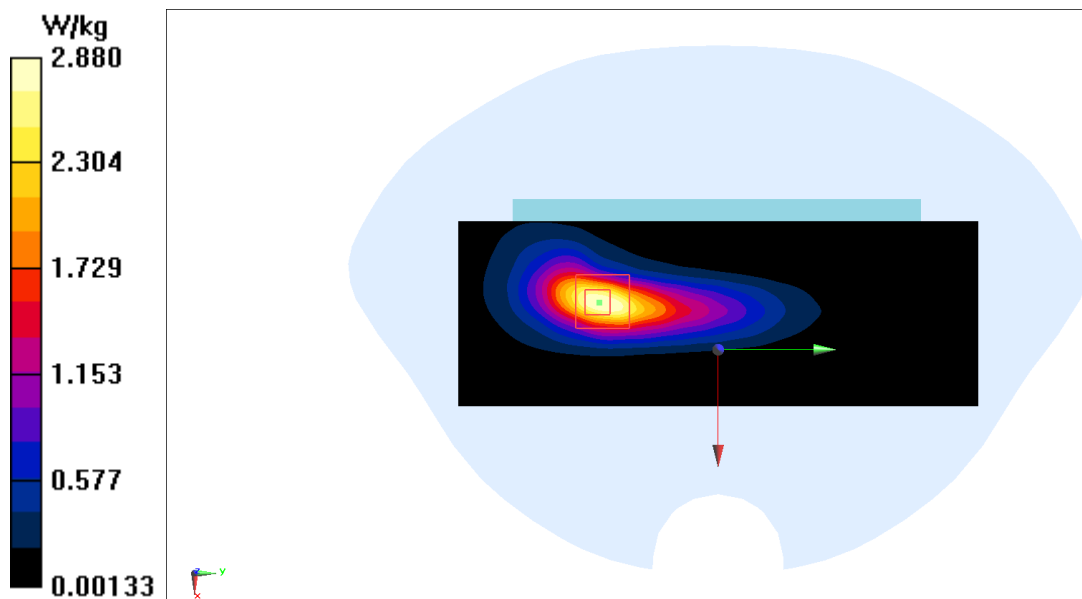
Zoom Scan (7x8x7)/Cube 0: Measurement grid: dx=8mm, dy=8mm, dz=5mm

Reference Value = 24.49 V/m; Power Drift = 0.05 dB

Peak SAR (extrapolated) = 4.07 W/kg

SAR(1 g) = 1.95 W/kg; SAR(10 g) = 0.993 W/kg

Maximum value of SAR (measured) = 3.15 W/kg



## WCDMA1900 Head

Date: 2025-07-09

Electronics: DAE4 Sn1745

Medium: H700-6000M

Medium parameters used (interpolated):  $f = 1907.6$  MHz;  $\sigma = 1.454$  S/m;  $\epsilon_r = 40.432$ ;  $\rho = 1000$  kg/m<sup>3</sup>

Ambient Temperature: 23.3°C      Liquid Temperature: 22.5°C

Communication System: WCDMA1900 (B2) (0) Frequency: 1907.6 MHz Duty Cycle: 1:1

Probe: EX3DV4 - SN7600 ConvF(8.6, 8.6, 8.6)

Area Scan (81x121x1): Interpolated grid: dx=1.500 mm, dy=1.500 mm

Maximum value of SAR (interpolated) = 0.274 W/kg

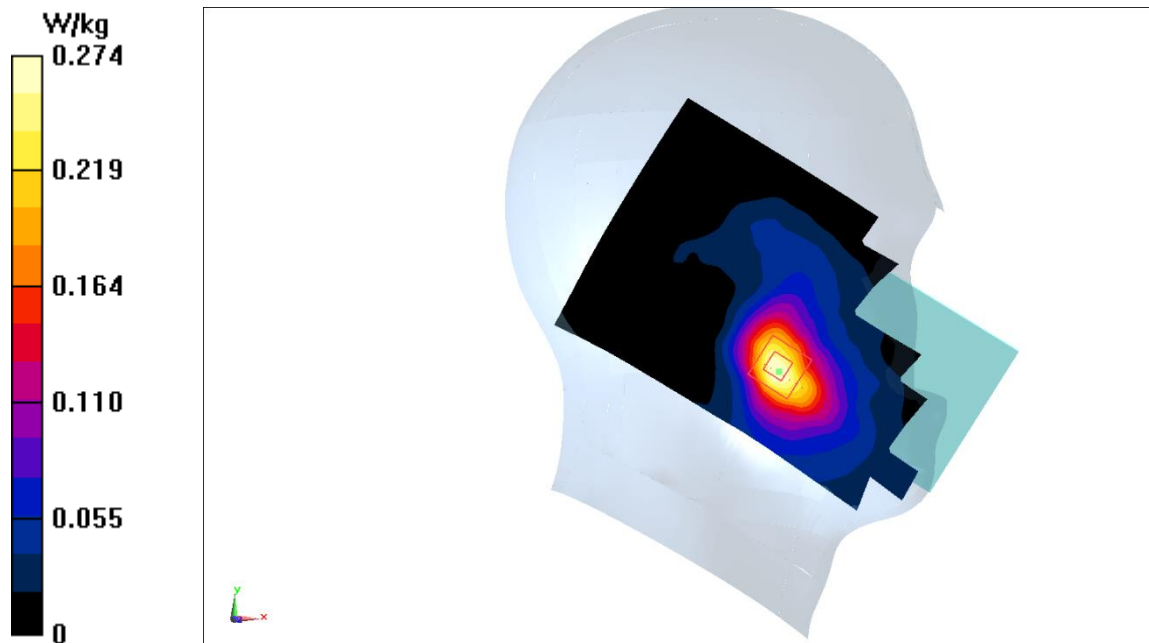
Zoom Scan (5x5x7)/Cube 0: Measurement grid: dx=8mm, dy=8mm, dz=5mm

Reference Value = 3.458 V/m; Power Drift = 0.11 dB

Peak SAR (extrapolated) = 0.333 W/kg

SAR(1 g) = 0.201 W/kg; SAR(10 g) = 0.120 W/kg

Maximum value of SAR (measured) = 0.286 W/kg



## WCDMA1900 Body 10mm

Date: 2025-07-09

Electronics: DAE4 Sn1745

Medium: H700-6000M

Medium parameters used (interpolated):  $f = 1852.4$  MHz;  $\sigma = 1.414$  S/m;  $\epsilon_r = 40.533$ ;  $\rho = 1000$  kg/m<sup>3</sup>

Ambient Temperature: 23.3°C      Liquid Temperature: 22.5°C

Communication System: WCDMA1900 (B2) (0) Frequency: 1852.4 MHz Duty Cycle: 1:1

Probe: EX3DV4 - SN7600 ConvF(8.6, 8.6, 8.6)

Area Scan (81x141x1): Interpolated grid: dx=1.500 mm, dy=1.500 mm

Maximum value of SAR (interpolated) = 0.961 W/kg

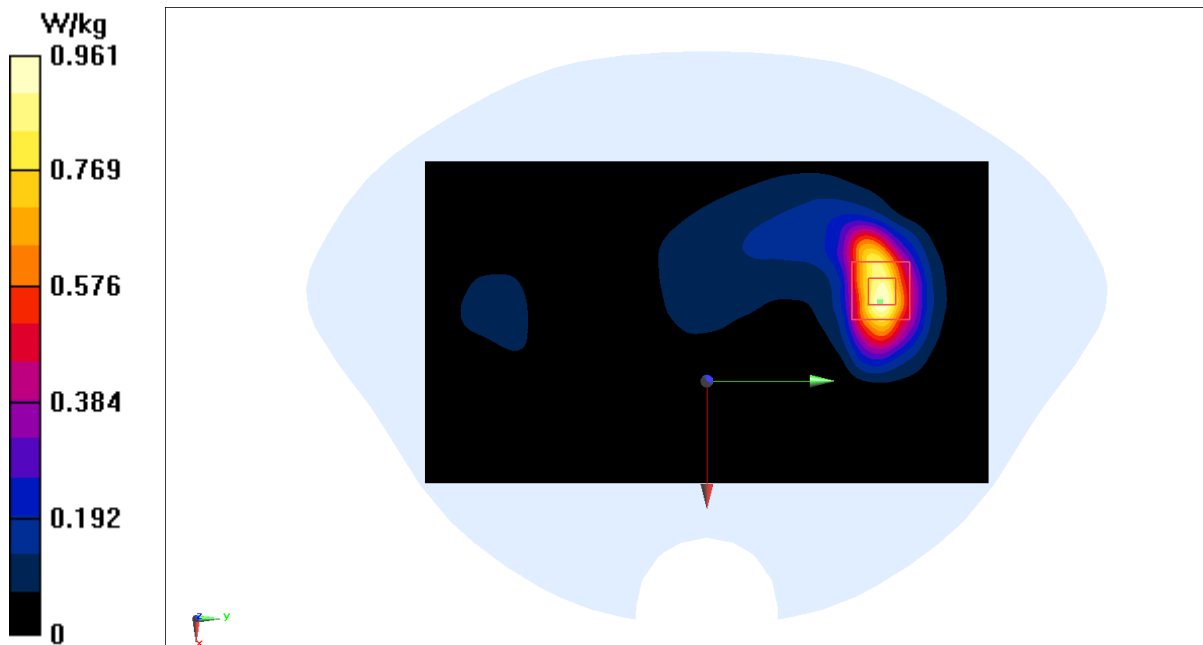
Zoom Scan (7x7x7)/Cube 0: Measurement grid: dx=8mm, dy=8mm, dz=5mm

Reference Value = 5.926 V/m; Power Drift = 0.19 dB

Peak SAR (extrapolated) = 1.09 W/kg

SAR(1 g) = 0.607 W/kg; SAR(10 g) = 0.325 W/kg

Maximum value of SAR (measured) = 0.838 W/kg



## WCDMA1900 Body 0mm

Date: 2025-07-09

Electronics: DAE4 Sn1745

Medium: H700-6000M

Medium parameters used (interpolated):  $f = 1907.6$  MHz;  $\sigma = 1.454$  S/m;  $\epsilon_r = 40.432$ ;  $\rho = 1000$  kg/m<sup>3</sup>

Ambient Temperature: 23.3°C      Liquid Temperature: 22.5°C

Communication System: WCDMA1900 (B2) (0) Frequency: 1907.6 MHz Duty Cycle: 1:1

Probe: EX3DV4 - SN7600 ConvF(8.6, 8.6, 8.6)

Area Scan (81x141x1): Interpolated grid: dx=1.500 mm, dy=1.500 mm

Maximum value of SAR (interpolated) = 3.76 W/kg

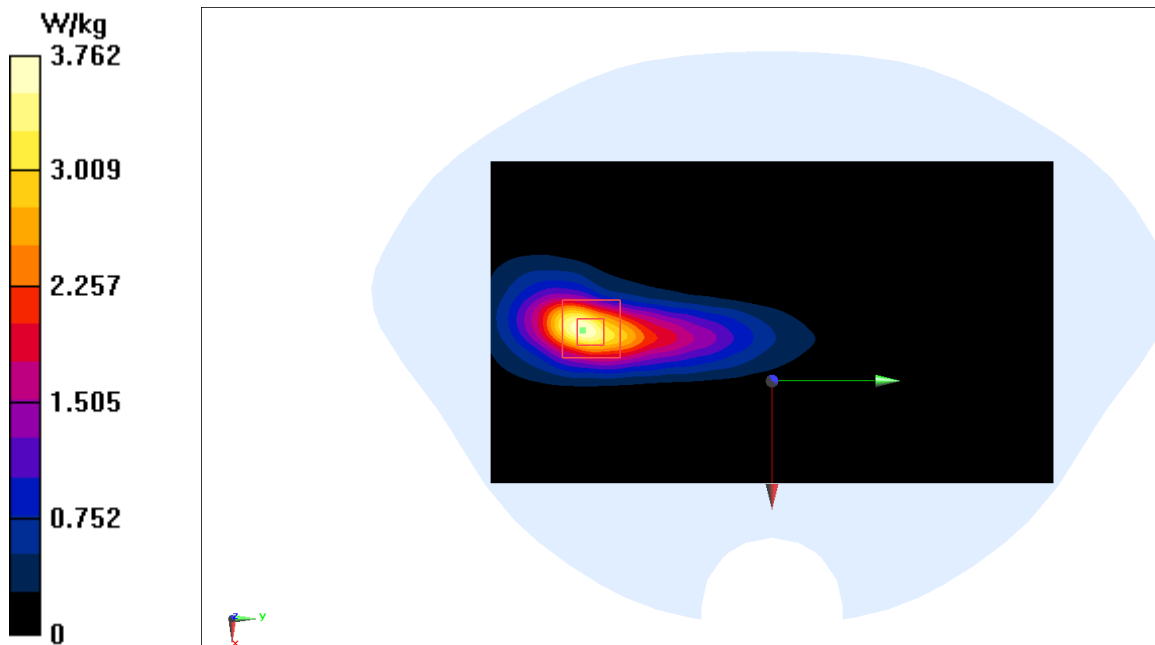
Zoom Scan (7x8x7)/Cube 0: Measurement grid: dx=8mm, dy=8mm, dz=5mm

Reference Value = 17.59 V/m; Power Drift = 0.05 dB

Peak SAR (extrapolated) = 5.01 W/kg

SAR(1 g) = 2.36 W/kg; SAR(10 g) = 1.18 W/kg

Maximum value of SAR (measured) = 3.71 W/kg



## LTE Band7 Head

Date: 2025-07-14

Electronics: DAE4 Sn1745

Medium: H700-6000M

Medium parameters used:  $f = 2510$  MHz;  $\sigma = 1.894$  S/m;  $\epsilon_r = 39.357$   $\rho = 1000$  kg/m<sup>3</sup>

Ambient Temperature: 23.3°C      Liquid Temperature: 22.5°C

Communication System: LTE Band7 (0) Frequency: 2510 MHz Duty Cycle: 1:1

Probe: EX3DV4 - SN7600 ConvF(7.95, 7.95, 7.95)

Area Scan (101x151x1): Interpolated grid: dx=1.200 mm, dy=1.200 mm

Maximum value of SAR (interpolated) = 0.345 W/kg

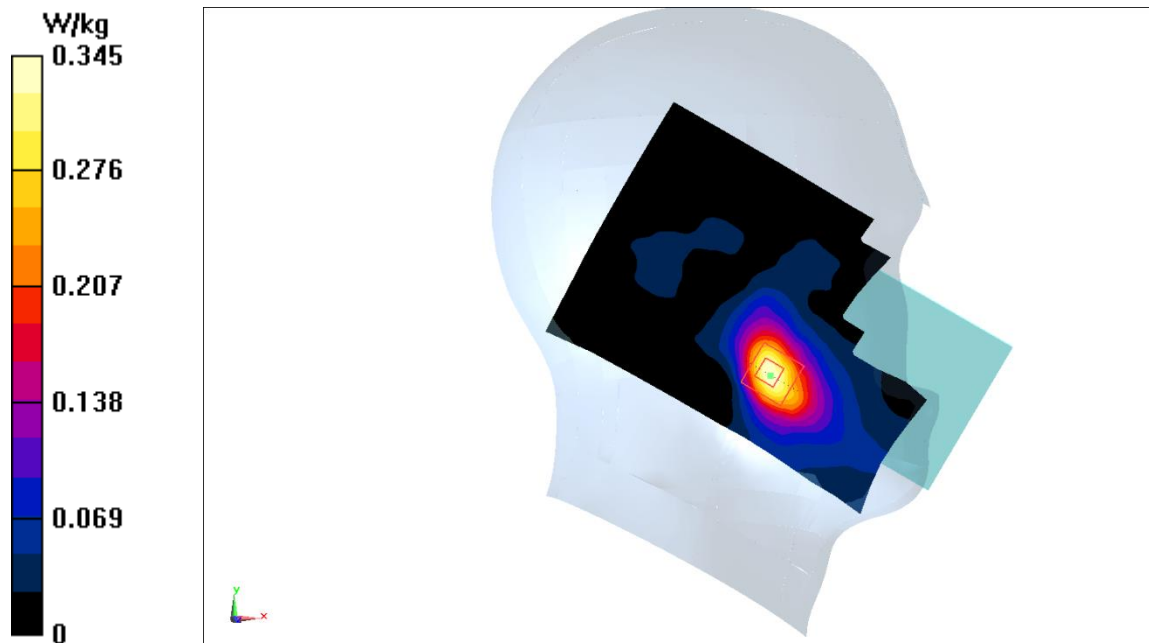
Zoom Scan (7x7x7)/Cube 0: Measurement grid: dx=5mm, dy=5mm, dz=5mm

Reference Value = 3.149 V/m; Power Drift = 0.16 dB

Peak SAR (extrapolated) = 0.444 W/kg

SAR(1 g) = 0.243 W/kg; SAR(10 g) = 0.126 W/kg

Maximum value of SAR (measured) = 0.373 W/kg





## LTE Band7 Body 10mm

Date: 2025-07-14

Electronics: DAE4 Sn1745

Medium: H700-6000M

Medium parameters used:  $f = 2510$  MHz;  $\sigma = 1.894$  S/m;  $\epsilon_r = 39.357$   $\rho = 1000$  kg/m<sup>3</sup>

Ambient Temperature: 23.3°C      Liquid Temperature: 22.5°C

Communication System: LTE Band7 (0) Frequency: 2510 MHz Duty Cycle: 1:1

Probe: EX3DV4 - SN7600 ConvF(7.95, 7.95, 7.95)

Area Scan (81x141x1): Interpolated grid:  $dx=1.200$  mm,  $dy=1.200$  mm

Maximum value of SAR (interpolated) = 0.993 W/kg

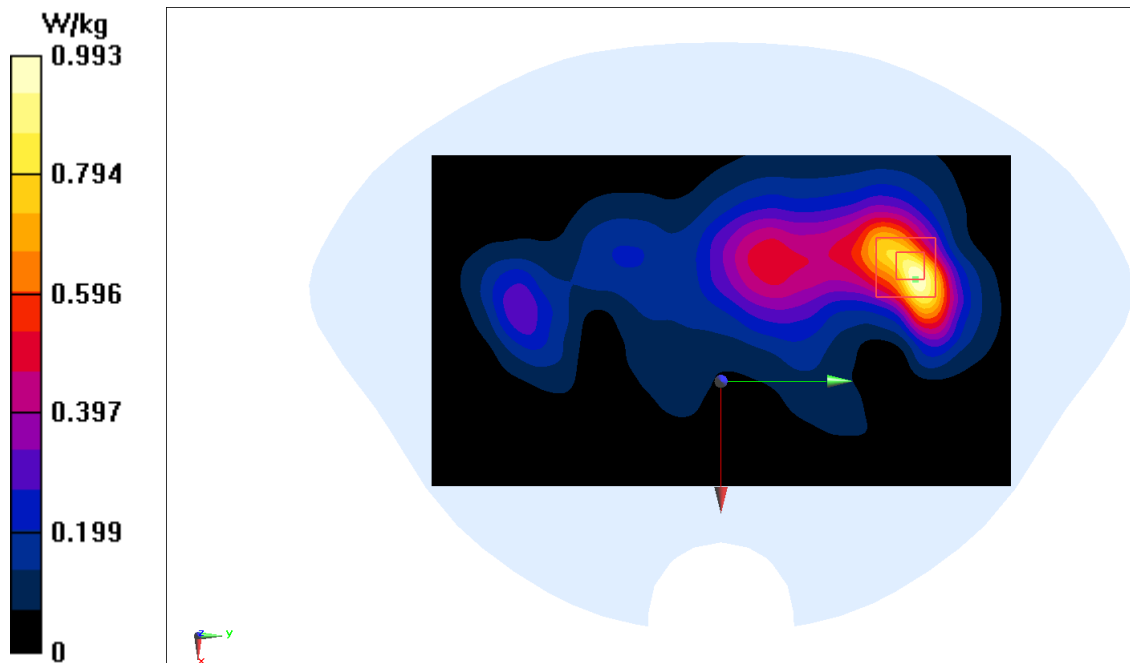
Zoom Scan (11x11x7)/Cube 0: Measurement grid:  $dx=5$ mm,  $dy=5$ mm,  $dz=5$ mm

Reference Value = 6.988 V/m; Power Drift = 0.11 dB

Peak SAR (extrapolated) = 1.31 W/kg

SAR(1 g) = 0.642 W/kg; SAR(10 g) = 0.313 W/kg

Maximum value of SAR (measured) = 1.06 W/kg



## LTE Band7 Body 0mm

Date: 2025-07-14

Electronics: DAE4 Sn1745

Medium: H700-6000M

Medium parameters used:  $f = 2510$  MHz;  $\sigma = 1.894$  S/m;  $\epsilon_r = 39.357$   $\rho = 1000$  kg/m<sup>3</sup>

Ambient Temperature: 23.3°C      Liquid Temperature: 22.5°C

Communication System: LTE Band7 (0) Frequency: 2510 MHz Duty Cycle: 1:1

Probe: EX3DV4 - SN7600 ConvF(7.95, 7.95, 7.95)

Area Scan (61x171x1): Interpolated grid:  $dx=1.200$  mm,  $dy=1.200$  mm

Maximum value of SAR (interpolated) = 6.36 W/kg

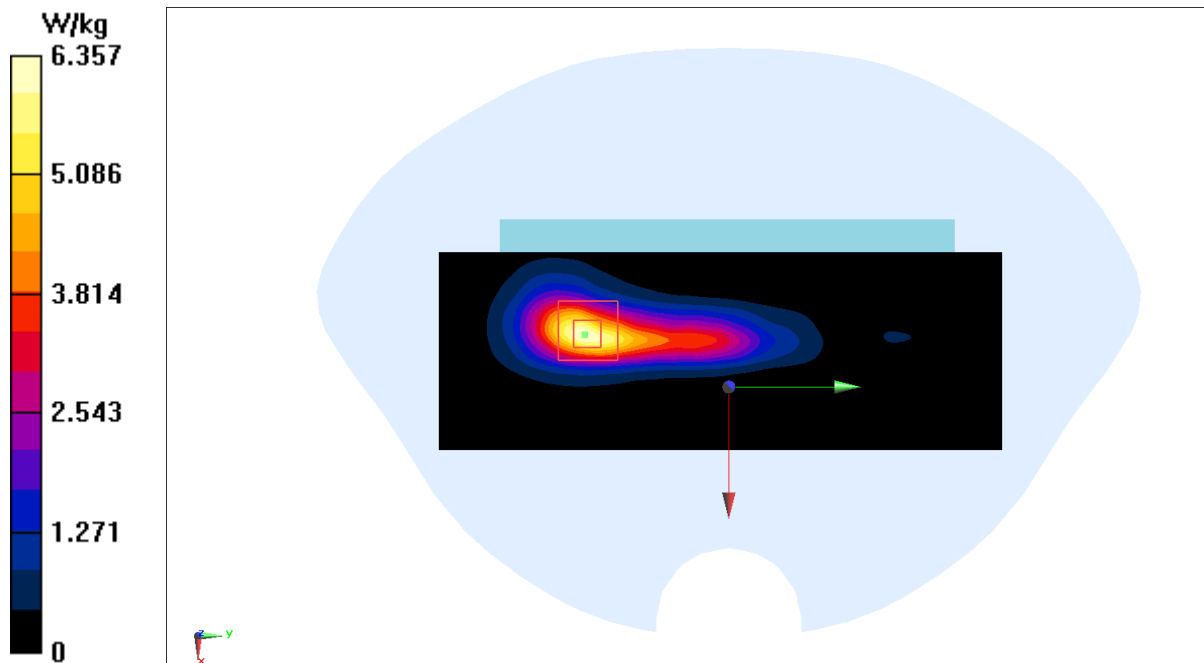
Zoom Scan (11x11x7)/Cube 0: Measurement grid:  $dx=5$ mm,  $dy=5$ mm,  $dz=5$ mm

Reference Value = 33.96 V/m; Power Drift = -0.14 dB

Peak SAR (extrapolated) = 7.89 W/kg

SAR(1 g) = 3.6 W/kg; SAR(10 g) = 1.71 W/kg

Maximum value of SAR (measured) = 6.12 W/kg



## LTE Band12 Head

Date: 2025-07-06

Electronics: DAE4 Sn1745

Medium: H700-6000M

Medium parameters used (interpolated):  $f = 707.5$  MHz;  $\sigma = 0.865$  S/m;  $\epsilon_r = 43.289$ ;  $\rho = 1000$  kg/m<sup>3</sup>

Ambient Temperature: 23.3°C      Liquid Temperature: 22.5°C

Communication System: LTE Band12 (0) Frequency: 707.5 MHz Duty Cycle: 1:1

Probe: EX3DV4 - SN7600 ConvF(10.82, 10.82, 10.82)

Area Scan (81x121x1): Interpolated grid: dx=1.500 mm, dy=1.500 mm

Maximum value of SAR (interpolated) = 0.166 W/kg

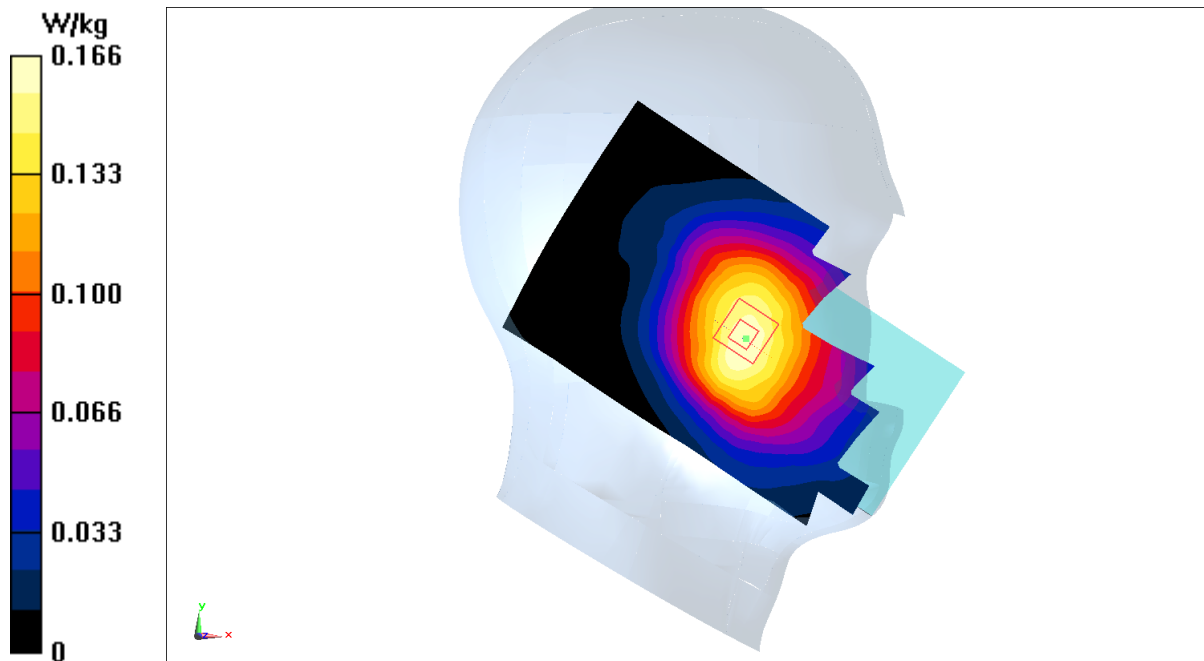
Zoom Scan (5x5x7)/Cube 0: Measurement grid: dx=8mm, dy=8mm, dz=5mm

Reference Value = 3.472 V/m; Power Drift = 0.17 dB

Peak SAR (extrapolated) = 0.181 W/kg

SAR(1 g) = 0.140 W/kg; SAR(10 g) = 0.112 W/kg

Maximum value of SAR (measured) = 0.164 W/kg



## LTE Band12 Body 5mm

Date: 2025-07-06

Electronics: DAE4 Sn1745

Medium: H700-6000M

Medium parameters used (interpolated):  $f = 707.5$  MHz;  $\sigma = 0.865$  S/m;  $\epsilon_r = 43.289$ ;  $\rho = 1000$  kg/m<sup>3</sup>

Ambient Temperature: 23.3°C      Liquid Temperature: 22.5°C

Communication System: LTE Band12 (0) Frequency: 707.5 MHz Duty Cycle: 1:1

Probe: EX3DV4 - SN7600 ConvF(10.82, 10.82, 10.82)

Area Scan (81x141x1): Interpolated grid: dx=1.500 mm, dy=1.500 mm

Maximum value of SAR (interpolated) = 0.469 W/kg

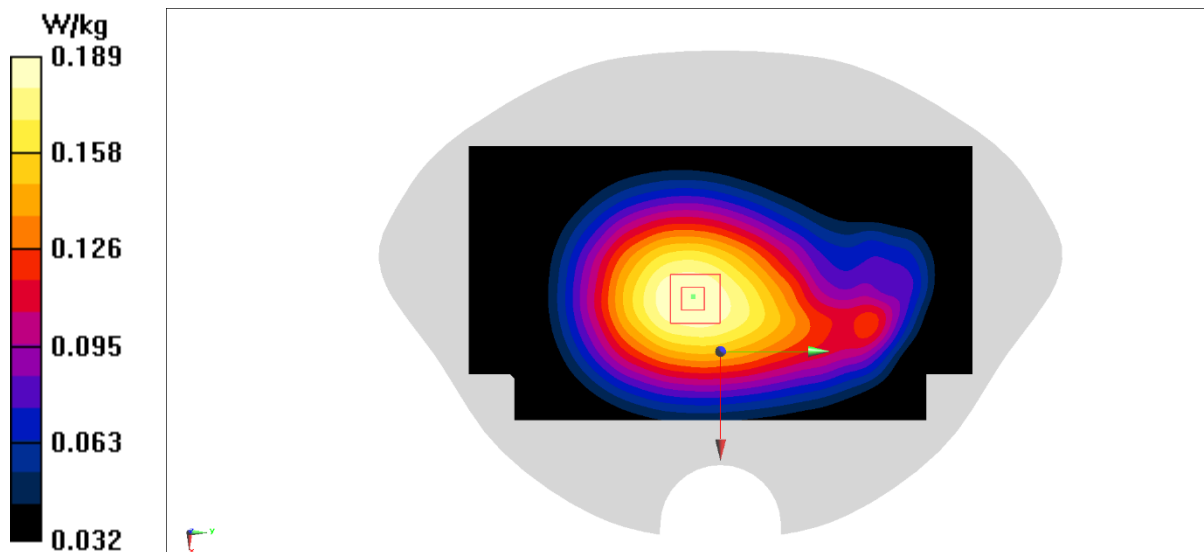
Zoom Scan (7x7x7)/Cube 0: Measurement grid: dx=8mm, dy=8mm, dz=5mm

Reference Value = 16.94 V/m; Power Drift = -0.10 dB

Peak SAR (extrapolated) = 0.524 W/kg

SAR(1 g) = 0.374 W/kg; SAR(10 g) = 0.280 W/kg

Maximum value of SAR (measured) = 0.189 W/kg



## LTE Band12 Body 0mm

Date: 2025-07-06

Electronics: DAE4 Sn1745

Medium: H700-6000M

Medium parameters used (interpolated):  $f = 704$  MHz;  $\sigma = 0.863$  S/m;  $\epsilon_r = 43.301$ ;  $\rho = 1000$  kg/m<sup>3</sup>

Ambient Temperature: 23.3°C      Liquid Temperature: 22.5°C

Communication System: LTE Band12 (0) Frequency: 704 MHz Duty Cycle: 1:1

Probe: EX3DV4 - SN7600 ConvF(10.82, 10.82, 10.82)

Area Scan (81x141x1): Interpolated grid: dx=1.500 mm, dy=1.500 mm

Maximum value of SAR (interpolated) = 2.44 W/kg

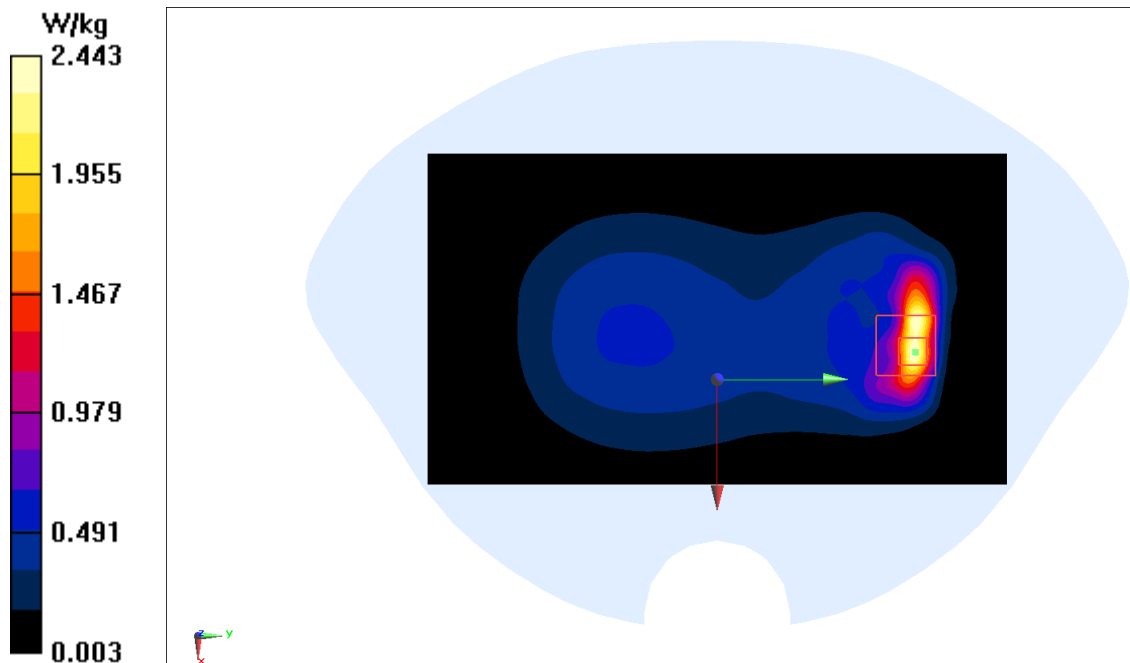
Zoom Scan (7x7x7)/Cube 0: Measurement grid: dx=8mm, dy=8mm, dz=5mm

Reference Value = 20.62 V/m; Power Drift = -0.01 dB

Peak SAR (extrapolated) = 3.31 W/kg

SAR(1 g) = 1.1 W/kg; SAR(10 g) = 0.511 W/kg

Maximum value of SAR (measured) = 2.03 W/kg



## LTE Band13 Head

Date: 2025-07-06

Electronics: DAE4 Sn1745

Medium: H700-6000M

Medium parameters used (interpolated):  $f = 782$  MHz;  $\sigma = 0.898$  S/m;  $\epsilon_r = 43.052$ ;  $\rho = 1000$  kg/m<sup>3</sup>

Ambient Temperature: 23.3°C      Liquid Temperature: 22.5°C

Communication System: LTE Band13 (0) Frequency: 782 MHz Duty Cycle: 1:1

Probe: EX3DV4 - SN7600 ConvF(10.82, 10.82, 10.82)

Area Scan (81x121x1): Interpolated grid:  $dx=1.500$  mm,  $dy=1.500$  mm

Maximum value of SAR (interpolated) = 0.163 W/kg

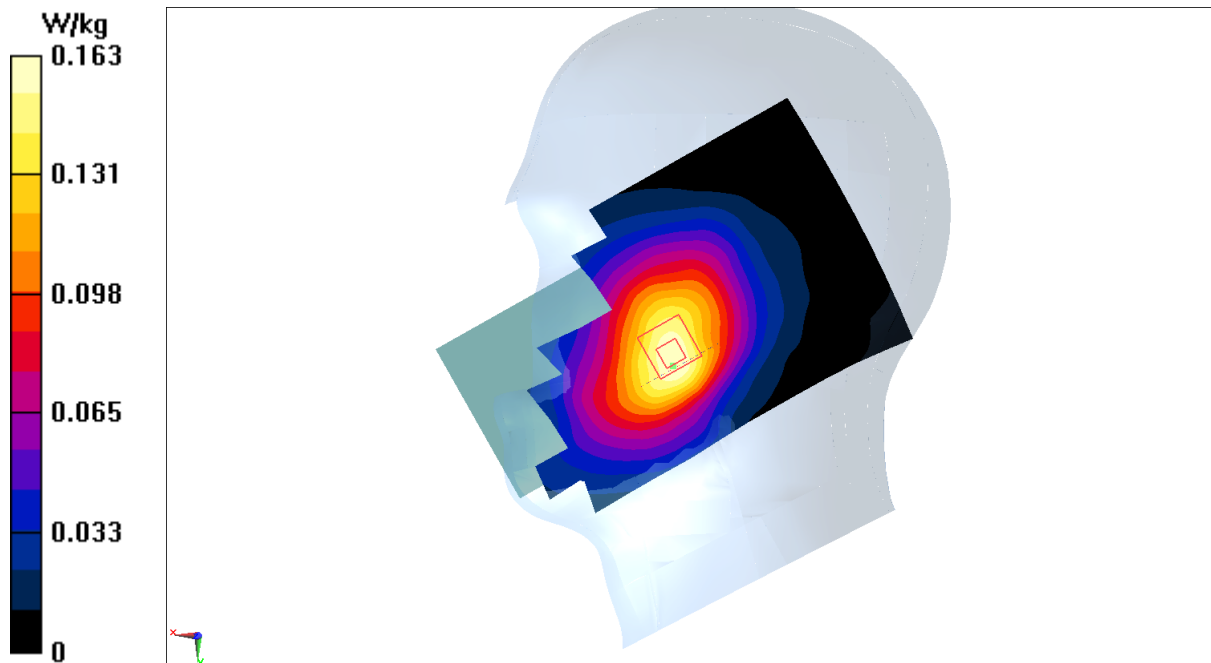
Zoom Scan (6x6x7)/Cube 0: Measurement grid:  $dx=8$ mm,  $dy=8$ mm,  $dz=5$ mm

Reference Value = 4.239 V/m; Power Drift = 0.05 dB

Peak SAR (extrapolated) = 0.178 W/kg

SAR(1 g) = 0.132 W/kg; SAR(10 g) = 0.102 W/kg

Maximum value of SAR (measured) = 0.158 W/kg



## LTE Band13 Body 10mm

Date: 2025-07-06

Electronics: DAE4 Sn1745

Medium: H700-6000M

Medium parameters used (interpolated):  $f = 782$  MHz;  $\sigma = 0.898$  S/m;  $\epsilon_r = 43.052$ ;  $\rho = 1000$  kg/m<sup>3</sup>

Ambient Temperature: 23.3°C      Liquid Temperature: 22.5°C

Communication System: LTE Band13 (0) Frequency: 782 MHz Duty Cycle: 1:1

Probe: EX3DV4 - SN7600 ConvF(10.82, 10.82, 10.82)

Area Scan (81x141x1): Interpolated grid: dx=1.500 mm, dy=1.500 mm

Maximum value of SAR (interpolated) = 0.372 W/kg

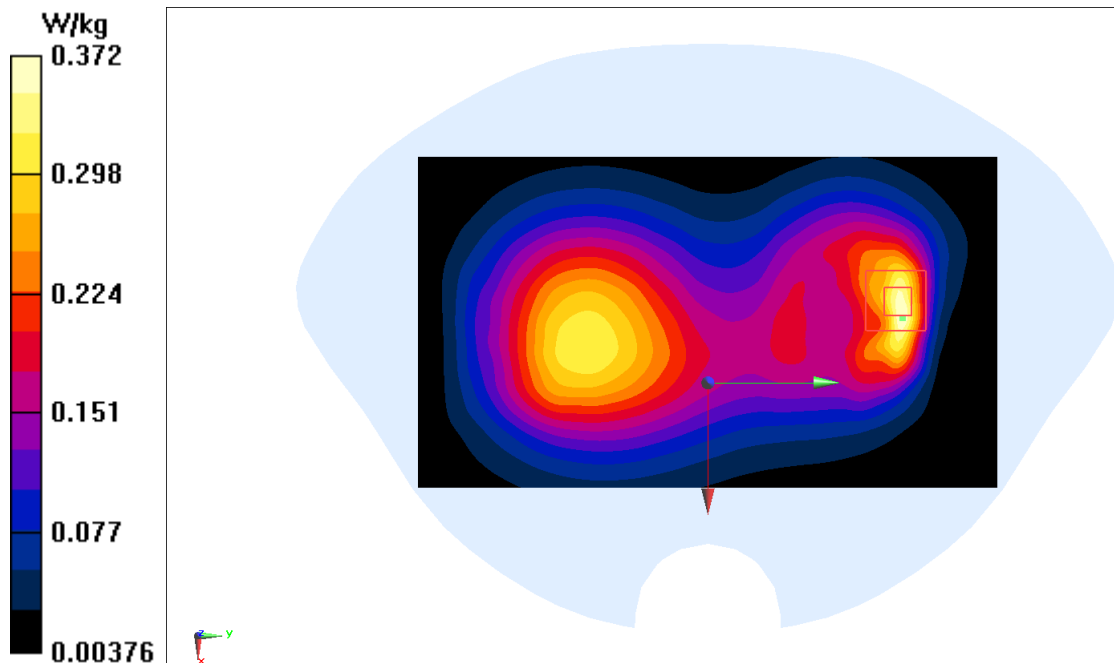
Zoom Scan (8x8x7)/Cube 0: Measurement grid: dx=8mm, dy=8mm, dz=5mm

Reference Value = 12.86 V/m; Power Drift = -0.02 dB

Peak SAR (extrapolated) = 0.478 W/kg

SAR(1 g) = 0.242 W/kg; SAR(10 g) = 0.135 W/kg

Maximum value of SAR (measured) = 0.373 W/kg



## LTE Band13 Body 0mm

Date: 2025-07-06

Electronics: DAE4 Sn1745

Medium: H700-6000M

Medium parameters used (interpolated):  $f = 782$  MHz;  $\sigma = 0.898$  S/m;  $\epsilon_r = 43.052$ ;  $\rho = 1000$  kg/m<sup>3</sup>

Ambient Temperature: 23.3°C      Liquid Temperature: 22.5°C

Communication System: LTE Band13 (0) Frequency: 782 MHz Duty Cycle: 1:1

Probe: EX3DV4 - SN7600 ConvF(10.82, 10.82, 10.82)

Area Scan (81x141x1): Interpolated grid: dx=1.500 mm, dy=1.500 mm

Maximum value of SAR (interpolated) = 1.72 W/kg

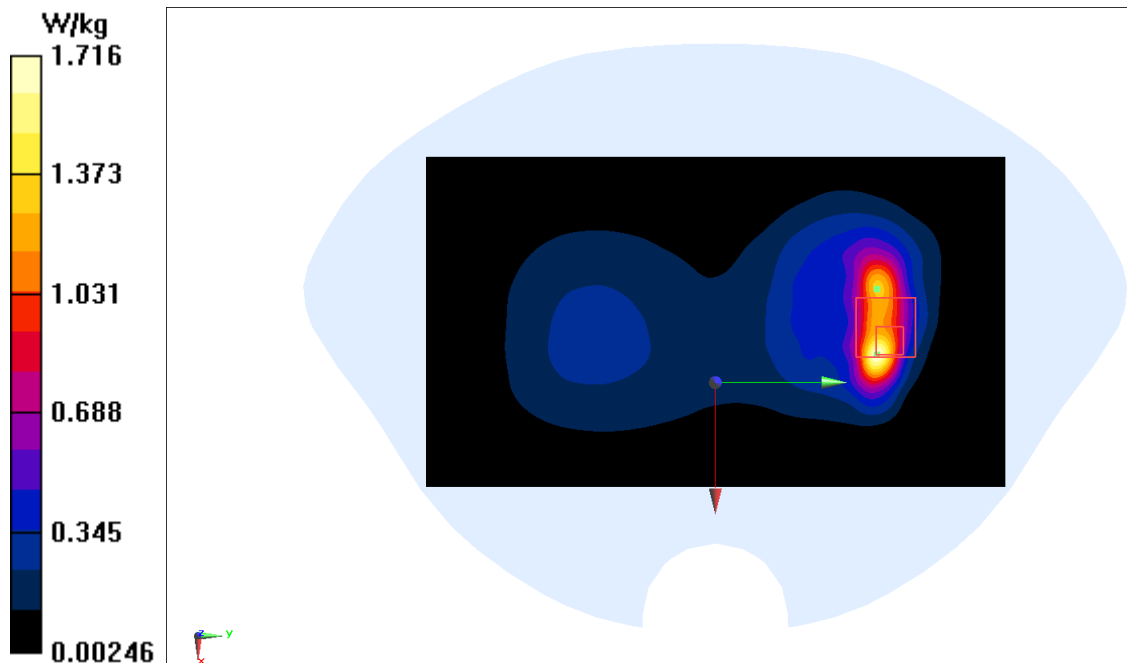
Zoom Scan (8x8x7)/Cube 0: Measurement grid: dx=8mm, dy=8mm, dz=5mm

Reference Value = 12.76 V/m; Power Drift = 0.02 dB

Peak SAR (extrapolated) = 2.85 W/kg

SAR(1 g) = 0.939 W/kg; SAR(10 g) = 0.436 W/kg

Maximum value of SAR (measured) = 1.93 W/kg





## LTE Band14 Head

Date: 2025-07-06

Electronics: DAE4 Sn1745

Medium: H700-6000M

Medium parameters used (interpolated):  $f = 793$  MHz;  $\sigma = 0.902$  S/m;  $\epsilon_r = 43.025$ ;  $\rho = 1000$  kg/m<sup>3</sup>

Ambient Temperature: 23.3°C      Liquid Temperature: 22.5°C

Communication System: LTE Band14 (0) Frequency: 793 MHz Duty Cycle: 1:1

Probe: EX3DV4 - SN7600 ConvF(10.82, 10.82, 10.82)

Area Scan (81x121x1): Interpolated grid:  $dx=1.500$  mm,  $dy=1.500$  mm

Maximum value of SAR (interpolated) = 0.162 W/kg

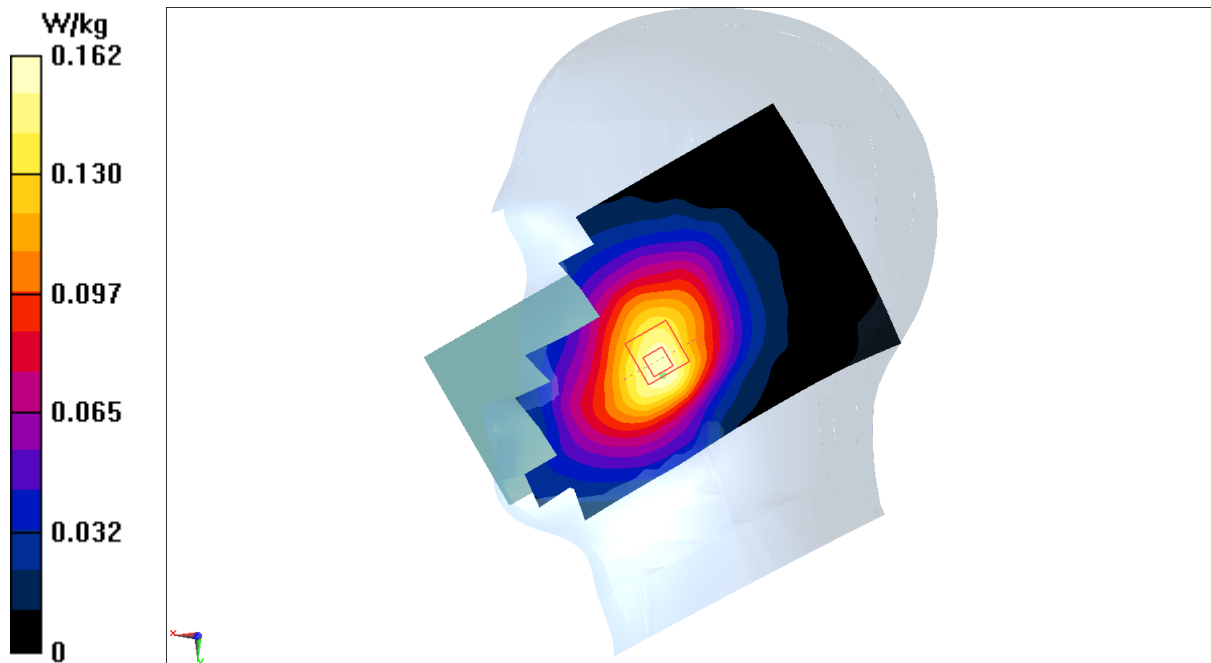
Zoom Scan (6x6x7)/Cube 0: Measurement grid:  $dx=8$ mm,  $dy=8$ mm,  $dz=5$ mm

Reference Value = 3.937 V/m; Power Drift = 0.18 dB

Peak SAR (extrapolated) = 0.178 W/kg

SAR(1 g) = 0.131 W/kg; SAR(10 g) = 0.101 W/kg

Maximum value of SAR (measured) = 0.159 W/kg



## LTE Band14 Body 10mm

Date: 2025-07-06

Electronics: DAE4 Sn1745

Medium: H700-6000M

Medium parameters used (interpolated):  $f = 793$  MHz;  $\sigma = 0.902$  S/m;  $\epsilon_r = 43.025$ ;  $\rho = 1000$  kg/m<sup>3</sup>

Ambient Temperature: 23.3°C      Liquid Temperature: 22.5°C

Communication System: LTE Band14 (0) Frequency: 793 MHz Duty Cycle: 1:1

Probe: EX3DV4 - SN7600 ConvF(10.82, 10.82, 10.82)

Area Scan (81x141x1): Interpolated grid: dx=1.500 mm, dy=1.500 mm

Maximum value of SAR (interpolated) = 0.362 W/kg

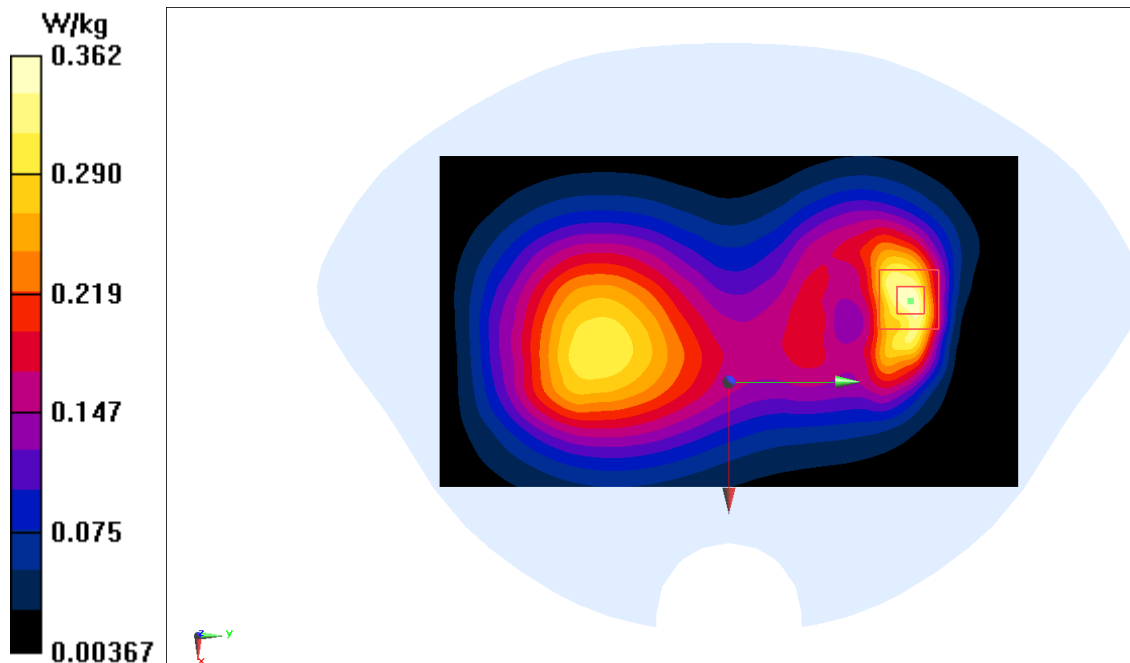
Zoom Scan (7x7x7)/Cube 0: Measurement grid: dx=8mm, dy=8mm, dz=5mm

Reference Value = 12.65 V/m; Power Drift = -0.17 dB

Peak SAR (extrapolated) = 0.492 W/kg

SAR(1 g) = 0.248 W/kg; SAR(10 g) = 0.138 W/kg

Maximum value of SAR (measured) = 0.359 W/kg



## LTE Band14 Body 0mm

Date: 2025-07-06

Electronics: DAE4 Sn1745

Medium: H700-6000M

Medium parameters used (interpolated):  $f = 793$  MHz;  $\sigma = 0.902$  S/m;  $\epsilon_r = 43.025$ ;  $\rho = 1000$  kg/m<sup>3</sup>

Ambient Temperature: 23.3°C      Liquid Temperature: 22.5°C

Communication System: LTE Band14 (0) Frequency: 793 MHz Duty Cycle: 1:1

Probe: EX3DV4 - SN7600 ConvF(10.82, 10.82, 10.82)

Area Scan (81x141x1): Interpolated grid: dx=1.500 mm, dy=1.500 mm

Maximum value of SAR (interpolated) = 1.75 W/kg

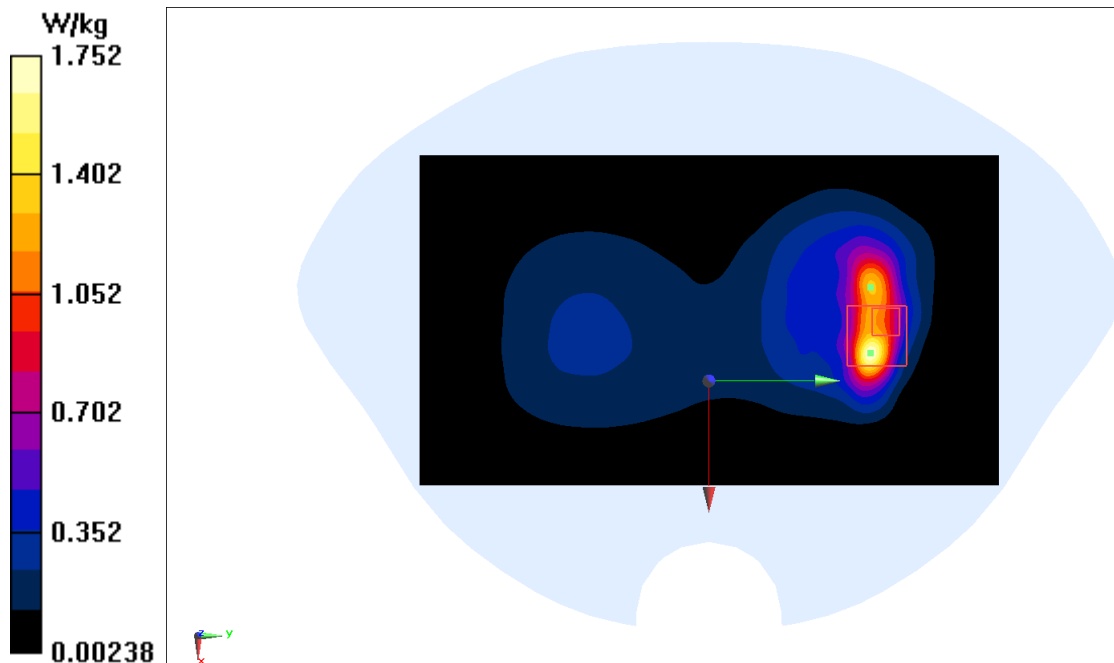
Zoom Scan (8x8x7)/Cube 0: Measurement grid: dx=8mm, dy=8mm, dz=5mm

Reference Value = 12.34 V/m; Power Drift = -0.10 dB

Peak SAR (extrapolated) = 4.81 W/kg

SAR(1 g) = 1.3 W/kg; SAR(10 g) = 0.502 W/kg

Maximum value of SAR (measured) = 1.95 W/kg



## LTE Band25 Head

Date: 2025-07-09

Electronics: DAE4 Sn1745

Medium: H700-6000M

Medium parameters used:  $f = 1905$  MHz;  $\sigma = 1.452$  S/m;  $\epsilon_r = 40.438$ ;  $\rho = 1000$  kg/m<sup>3</sup>

Ambient Temperature: 23.3°C      Liquid Temperature: 22.5°C

Communication System: LTE Band25 (0) Frequency: 1905 MHz Duty Cycle: 1:1

Probe: EX3DV4 - SN7600 ConvF(8.6, 8.6, 8.6)

Area Scan (81x121x1): Interpolated grid:  $dx=1.500$  mm,  $dy=1.500$  mm

Maximum value of SAR (interpolated) = 0.0780 W/kg

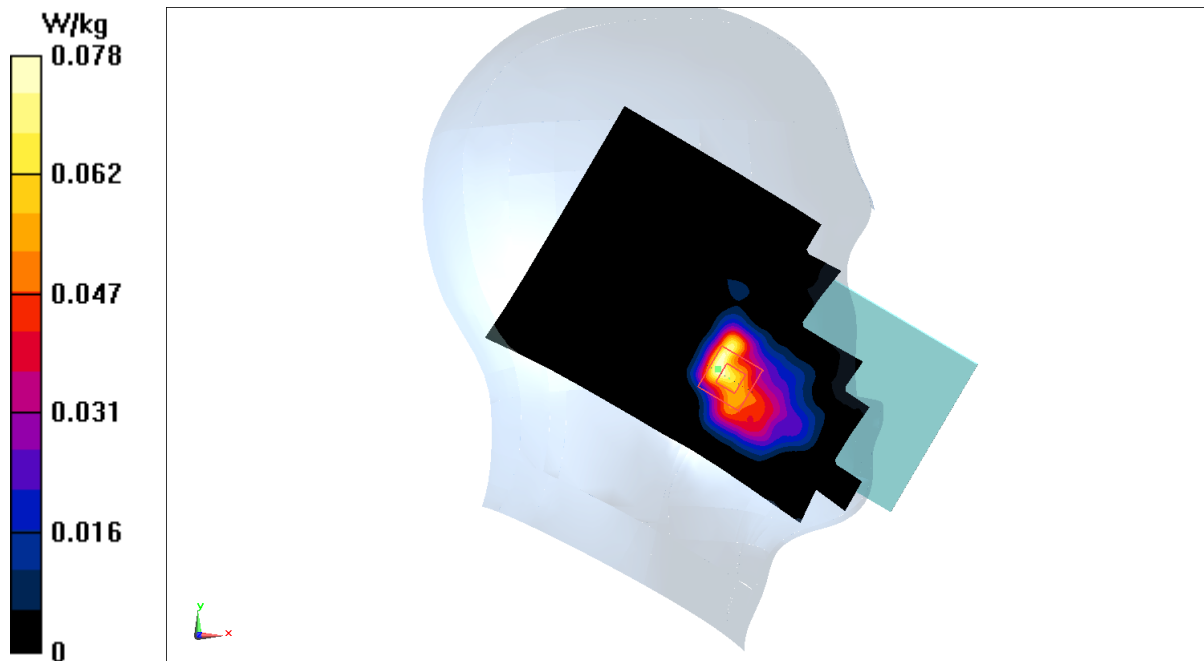
Zoom Scan (6x6x7)/Cube 0: Measurement grid:  $dx=8$ mm,  $dy=8$ mm,  $dz=5$ mm

Reference Value = 1.083 V/m; Power Drift = 0.13 dB

Peak SAR (extrapolated) = 0.0720 W/kg

SAR(1 g) = 0.041 W/kg; SAR(10 g) = 0.024 W/kg

Maximum value of SAR (measured) = 0.0597 W/kg



## LTE Band25 Body 10mm

Date: 2025-07-09

Electronics: DAE4 Sn1745

Medium: H700-6000M

Medium parameters used:  $f = 1860$  MHz;  $\sigma = 1.418$  S/m;  $\epsilon_r = 40.523$ ;  $\rho = 1000$  kg/m<sup>3</sup>

Ambient Temperature: 23.3°C      Liquid Temperature: 22.5°C

Communication System: LTE Band25 (0) Frequency: 1860 MHz Duty Cycle: 1:1

Probe: EX3DV4 - SN7600 ConvF(8.6, 8.6, 8.6)

Area Scan (81x141x1): Interpolated grid:  $dx=1.500$  mm,  $dy=1.500$  mm

Maximum value of SAR (interpolated) = 0.804 W/kg

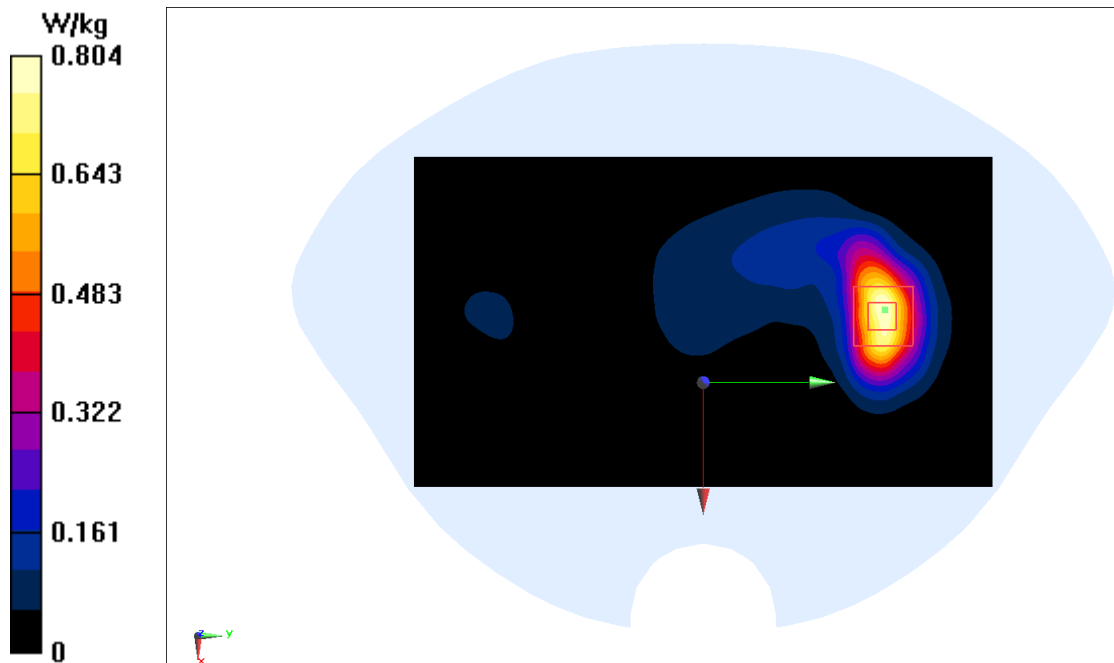
Zoom Scan (7x7x7)/Cube 0: Measurement grid:  $dx=8$ mm,  $dy=8$ mm,  $dz=5$ mm

Reference Value = 5.990 V/m; Power Drift = -0.18 dB

Peak SAR (extrapolated) = 0.938 W/kg

SAR(1 g) = 0.516 W/kg; SAR(10 g) = 0.276 W/kg

Maximum value of SAR (measured) = 0.723 W/kg



## LTE Band25 Body 0mm

Date: 2025-07-09

Electronics: DAE4 Sn1745

Medium: H700-6000M

Medium parameters used:  $f = 1905$  MHz;  $\sigma = 1.452$  S/m;  $\epsilon_r = 40.438$ ;  $\rho = 1000$  kg/m<sup>3</sup>

Ambient Temperature: 23.3°C      Liquid Temperature: 22.5°C

Communication System: LTE Band25 (0) Frequency: 1905 MHz Duty Cycle: 1:1

Probe: EX3DV4 - SN7600 ConvF(8.6, 8.6, 8.6)

Area Scan (51x141x1): Interpolated grid: dx=1.500 mm, dy=1.500 mm

Maximum value of SAR (interpolated) = 2.38 W/kg

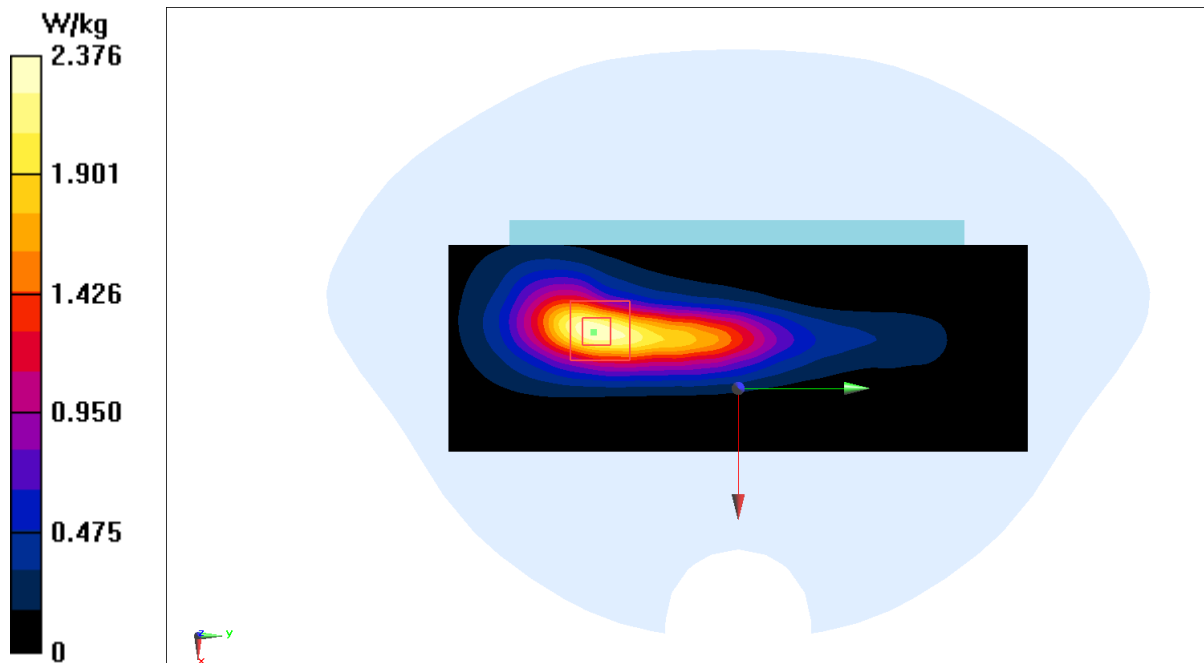
Zoom Scan (7x8x7)/Cube 0: Measurement grid: dx=8mm, dy=8mm, dz=5mm

Reference Value = 26.34 V/m; Power Drift = 0.01 dB

Peak SAR (extrapolated) = 3.06 W/kg

SAR(1 g) = 1.54 W/kg; SAR(10 g) = 0.810 W/kg

Maximum value of SAR (measured) = 2.37 W/kg



## LTE Band26 Head

Date: 2025-07-04

Electronics: DAE4 Sn1745

Medium: H700-6000M

Medium parameters used (interpolated):  $f = 831.5$  MHz;  $\sigma = 0.884$  S/m;  $\epsilon_r = 42.879$ ;  $\rho = 1000$  kg/m<sup>3</sup>

Ambient Temperature: 23.3°C      Liquid Temperature: 22.5°C

Communication System: LTE Band26 15M (0) Frequency: 831.5 MHz Duty Cycle: 1:1

Probe: EX3DV4 - SN7600 ConvF(10.82, 10.82, 10.82)

Area Scan (81x121x1): Interpolated grid: dx=1.500 mm, dy=1.500 mm

Maximum value of SAR (interpolated) = 0.288 W/kg

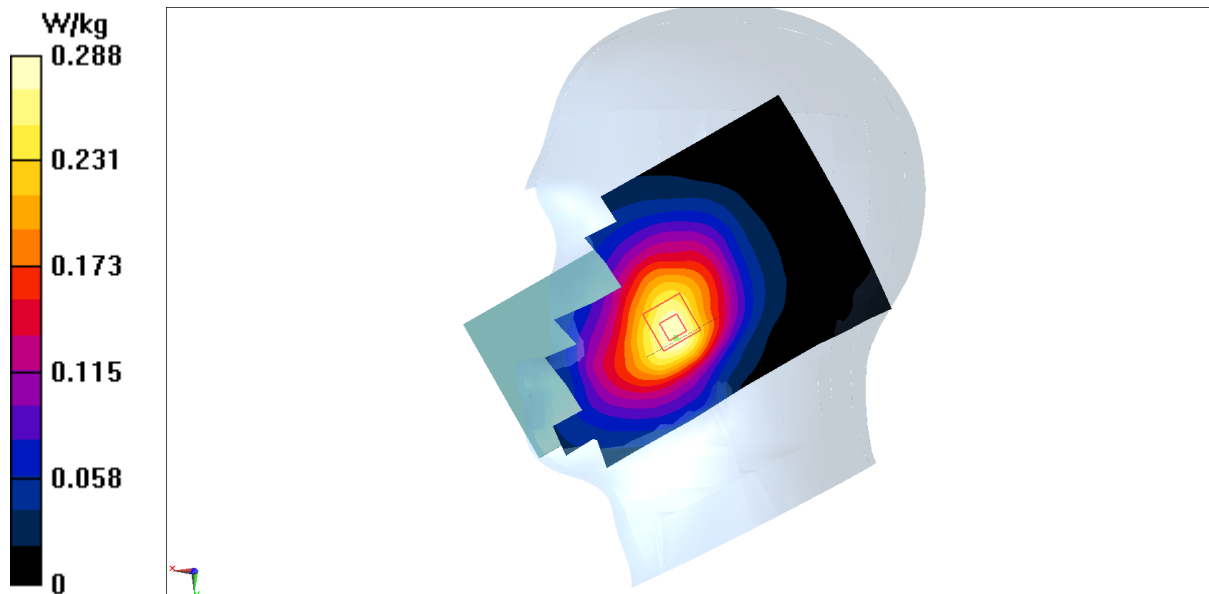
Zoom Scan (6x6x7)/Cube 0: Measurement grid: dx=8mm, dy=8mm, dz=5mm

Reference Value = 4.621 V/m; Power Drift = 0.17 dB

Peak SAR (extrapolated) = 0.319 W/kg

SAR(1 g) = 0.232 W/kg; SAR(10 g) = 0.175 W/kg

Maximum value of SAR (measured) = 0.282 W/kg



## LTE Band26 Body 10mm

Date: 2025-07-04

Electronics: DAE4 Sn1745

Medium: H700-6000M

Medium parameters used (interpolated):  $f = 831.5$  MHz;  $\sigma = 0.884$  S/m;  $\epsilon_r = 42.879$ ;  $\rho = 1000$  kg/m<sup>3</sup>

Ambient Temperature: 23.3°C      Liquid Temperature: 22.5°C

Communication System: LTE Band26 15M (0) Frequency: 831.5 MHz Duty Cycle: 1:1

Probe: EX3DV4 - SN7600 ConvF(10.82, 10.82, 10.82)

Area Scan (81x141x1): Interpolated grid: dx=1.500 mm, dy=1.500 mm

Maximum value of SAR (interpolated) = 0.636 W/kg

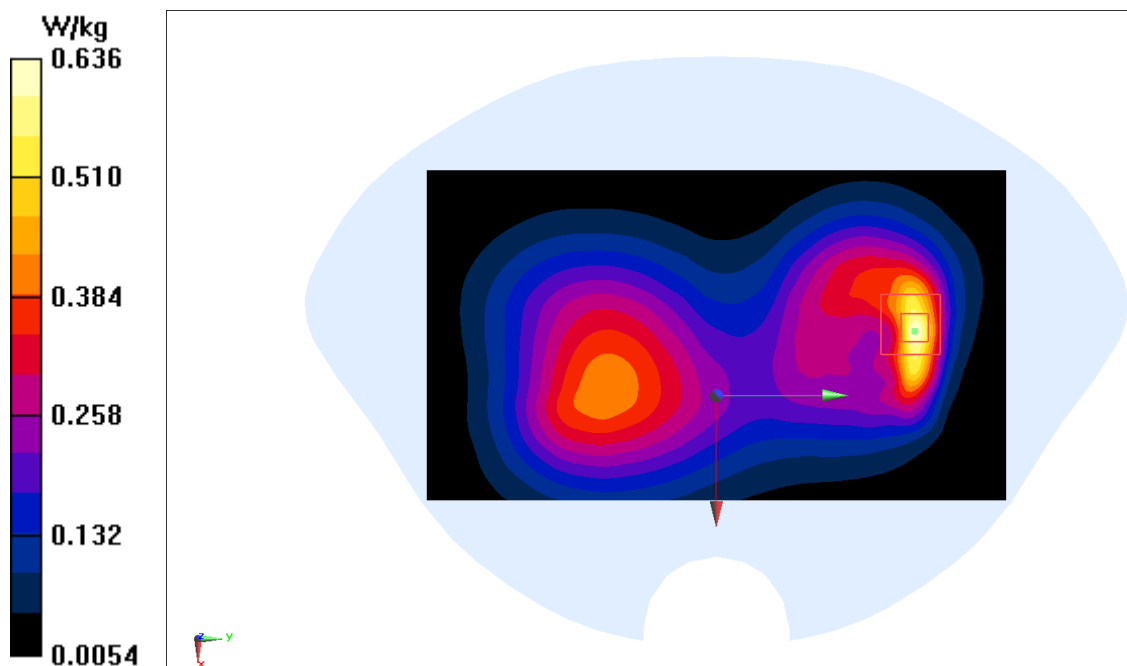
Zoom Scan (7x7x7)/Cube 0: Measurement grid: dx=8mm, dy=8mm, dz=5mm

Reference Value = 13.97 V/m; Power Drift = 0.09 dB

Peak SAR (extrapolated) = 0.758 W/kg

SAR(1 g) = 0.390 W/kg; SAR(10 g) = 0.222 W/kg

Maximum value of SAR (measured) = 0.548 W/kg





## LTE Band26 Body 0mm

Date: 2025-07-04

Electronics: DAE4 Sn1745

Medium: H700-6000M

Medium parameters used (interpolated):  $f = 831.5$  MHz;  $\sigma = 0.884$  S/m;  $\epsilon_r = 42.879$ ;  $\rho = 1000$  kg/m<sup>3</sup>

Ambient Temperature: 23.3°C      Liquid Temperature: 22.5°C

Communication System: LTE Band26 15M (0) Frequency: 831.5 MHz Duty Cycle: 1:1

Probe: EX3DV4 - SN7600 ConvF(10.82, 10.82, 10.82)

Area Scan (81x141x1): Interpolated grid: dx=1.500 mm, dy=1.500 mm

Maximum value of SAR (interpolated) = 2.44 W/kg

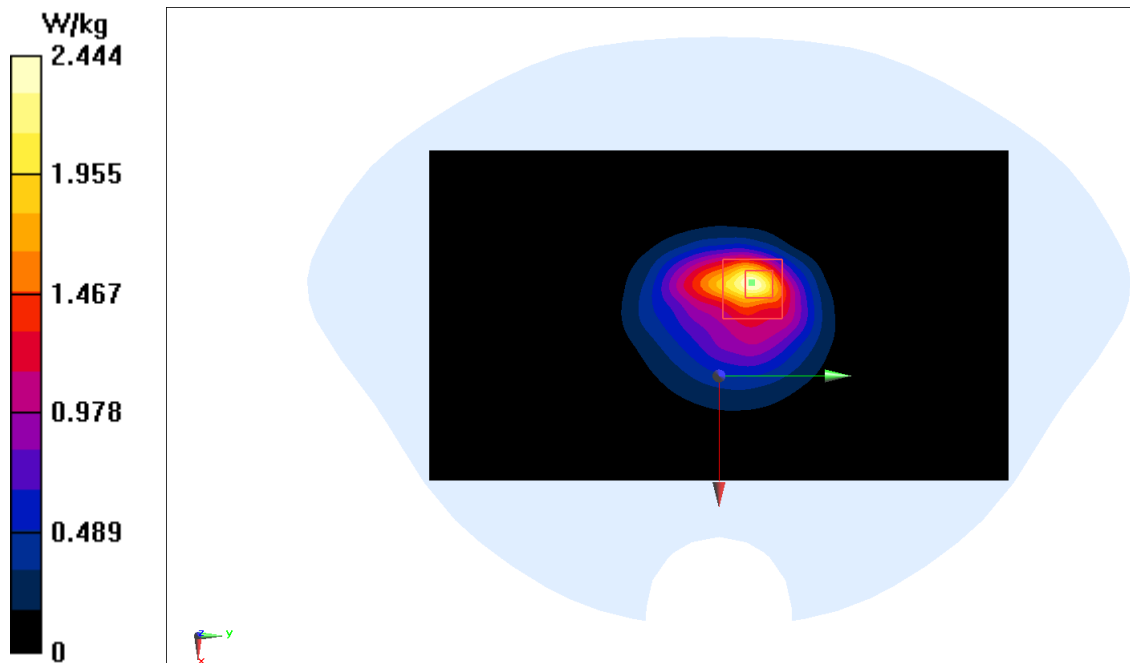
Zoom Scan (7x7x7)/Cube 0: Measurement grid: dx=8mm, dy=8mm, dz=5mm

Reference Value = 25.46 V/m; Power Drift = 0.03 dB

Peak SAR (extrapolated) = 3.32 W/kg

SAR(1 g) = 1.28 W/kg; SAR(10 g) = 0.633 W/kg

Maximum value of SAR (measured) = 2.32 W/kg



## LTE Band30 Head

Date: 2025-07-24

Electronics: DAE4 Sn1745

Medium: H700-6000M

Medium parameters used:  $f = 2310$  MHz;  $\sigma = 1.698$  S/m;  $\epsilon_r = 39.673$ ;  $\rho = 1000$  kg/m<sup>3</sup>

Ambient Temperature: 23.3°C      Liquid Temperature: 22.5°C

Communication System: LTE Band30 (0) Frequency: 2310 MHz Duty Cycle: 1:1

Probe: EX3DV4 - SN7600 ConvF(8.25, 8.25, 8.25)

Area Scan (101x151x1): Interpolated grid:  $dx=1.200$  mm,  $dy=1.200$  mm

Maximum value of SAR (interpolated) = 0.215 W/kg

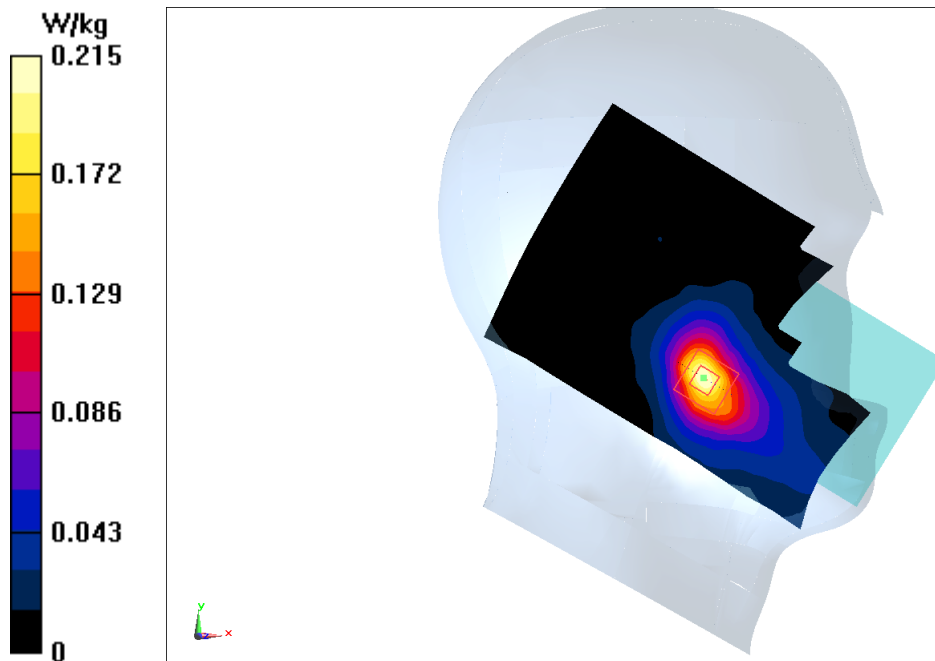
Zoom Scan (7x7x7)/Cube 0: Measurement grid:  $dx=5$ mm,  $dy=5$ mm,  $dz=5$ mm

Reference Value = 2.047 V/m; Power Drift = 0.17 dB

Peak SAR (extrapolated) = 0.268 W/kg

SAR(1 g) = 0.143 W/kg; SAR(10 g) = 0.076 W/kg

Maximum value of SAR (measured) = 0.215 W/kg



## LTE Band30 Body 10mm

Date: 2025-07-24

Electronics: DAE4 Sn1745

Medium: H700-6000M

Medium parameters used:  $f = 2310$  MHz;  $\sigma = 1.698$  S/m;  $\epsilon_r = 39.673$ ;  $\rho = 1000$  kg/m<sup>3</sup>

Ambient Temperature: 23.3°C      Liquid Temperature: 22.5°C

Communication System: LTE Band30 (0) Frequency: 2310 MHz Duty Cycle: 1:1

Probe: EX3DV4 - SN7600 ConvF(8.25, 8.25, 8.25)

Area Scan (81x141x1): Interpolated grid:  $dx=1.200$  mm,  $dy=1.200$  mm

Maximum value of SAR (interpolated) = 1.03 W/kg

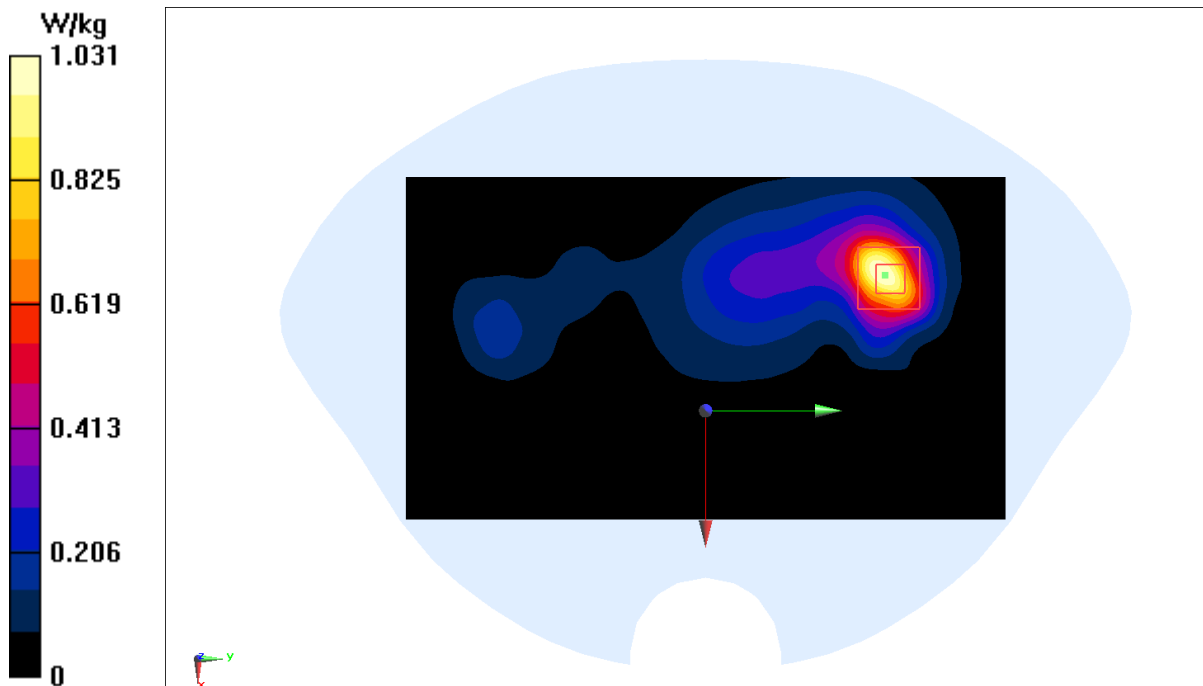
Zoom Scan (10x11x7)/Cube 0: Measurement grid:  $dx=5$ mm,  $dy=5$ mm,  $dz=5$ mm

Reference Value = 6.249 V/m; Power Drift = 0.11 dB

Peak SAR (extrapolated) = 1.45 W/kg

SAR(1 g) = 0.732 W/kg; SAR(10 g) = 0.347 W/kg

Maximum value of SAR (measured) = 1.15 W/kg



## LTE Band30 Body 0mm

Date: 2025-07-24

Electronics: DAE4 Sn1745

Medium: H700-6000M

Medium parameters used:  $f = 2310$  MHz;  $\sigma = 1.698$  S/m;  $\epsilon_r = 39.673$ ;  $\rho = 1000$  kg/m<sup>3</sup>

Ambient Temperature: 23.3°C      Liquid Temperature: 22.5°C

Communication System: LTE Band30 (0) Frequency: 2310 MHz Duty Cycle: 1:1

Probe: EX3DV4 - SN7600 ConvF(8.25, 8.25, 8.25)

Area Scan (81x141x1): Interpolated grid:  $dx=1.200$  mm,  $dy=1.200$  mm

Maximum value of SAR (interpolated) = 6.07 W/kg

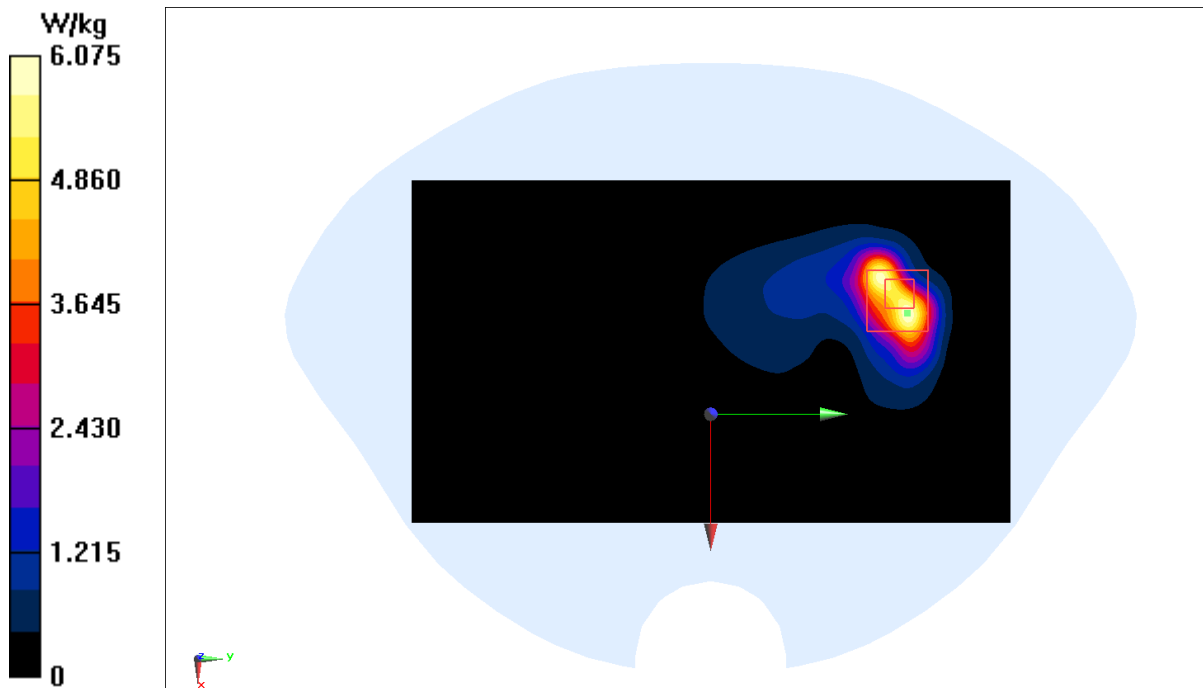
Zoom Scan (11x11x7)/Cube 0: Measurement grid:  $dx=5$ mm,  $dy=5$ mm,  $dz=5$ mm

Reference Value = 11.37 V/m; Power Drift = 0.16 dB

Peak SAR (extrapolated) = 20.4 W/kg

SAR(1 g) = 7.12 W/kg; SAR(10 g) = 2.49 W/kg

Maximum value of SAR (measured) = 13.7 W/kg



## LTE Band40 Head

Date: 2025-07-24

Electronics: DAE4 Sn1745

Medium: H700-6000M

Medium parameters used:  $f = 2310$  MHz;  $\sigma = 1.698$  S/m;  $\epsilon_r = 39.673$ ;  $\rho = 1000$  kg/m<sup>3</sup>

Ambient Temperature: 23.3°C      Liquid Temperature: 22.5°C

Communication System: LTE Band40 (0) Frequency: 2310 MHz Duty Cycle: 1:1.5787

Probe: EX3DV4 - SN7600 ConvF(8.25, 8.25, 8.25)

Area Scan (101x151x1): Interpolated grid:  $dx=1.200$  mm,  $dy=1.200$  mm

Maximum value of SAR (interpolated) = 0.223 W/kg

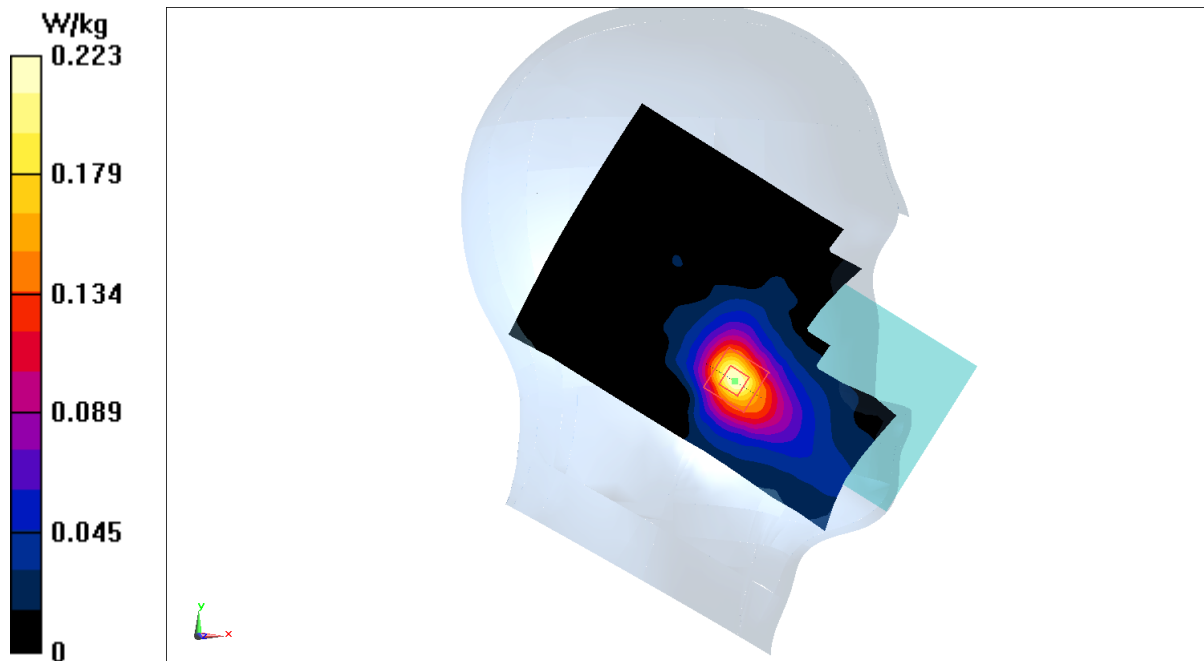
Zoom Scan (7x7x7)/Cube 0: Measurement grid:  $dx=5$ mm,  $dy=5$ mm,  $dz=5$ mm

Reference Value = 2.318 V/m; Power Drift = 0.15 dB

Peak SAR (extrapolated) = 0.284 W/kg

SAR(1 g) = 0.151 W/kg; SAR(10 g) = 0.079 W/kg

Maximum value of SAR (measured) = 0.232 W/kg



## LTE Band40 Body 10mm

Date: 2025-07-24

Electronics: DAE4 Sn1745

Medium: H700-6000M

Medium parameters used:  $f = 2310$  MHz;  $\sigma = 1.698$  S/m;  $\epsilon_r = 39.673$ ;  $\rho = 1000$  kg/m<sup>3</sup>

Ambient Temperature: 23.3°C      Liquid Temperature: 22.5°C

Communication System: LTE Band40 (0) Frequency: 2310 MHz Duty Cycle: 1:1.5787

Probe: EX3DV4 - SN7600 ConvF(8.25, 8.25, 8.25)

Area Scan (81x141x1): Interpolated grid: dx=1.200 mm, dy=1.200 mm

Maximum value of SAR (interpolated) = 0.713 W/kg

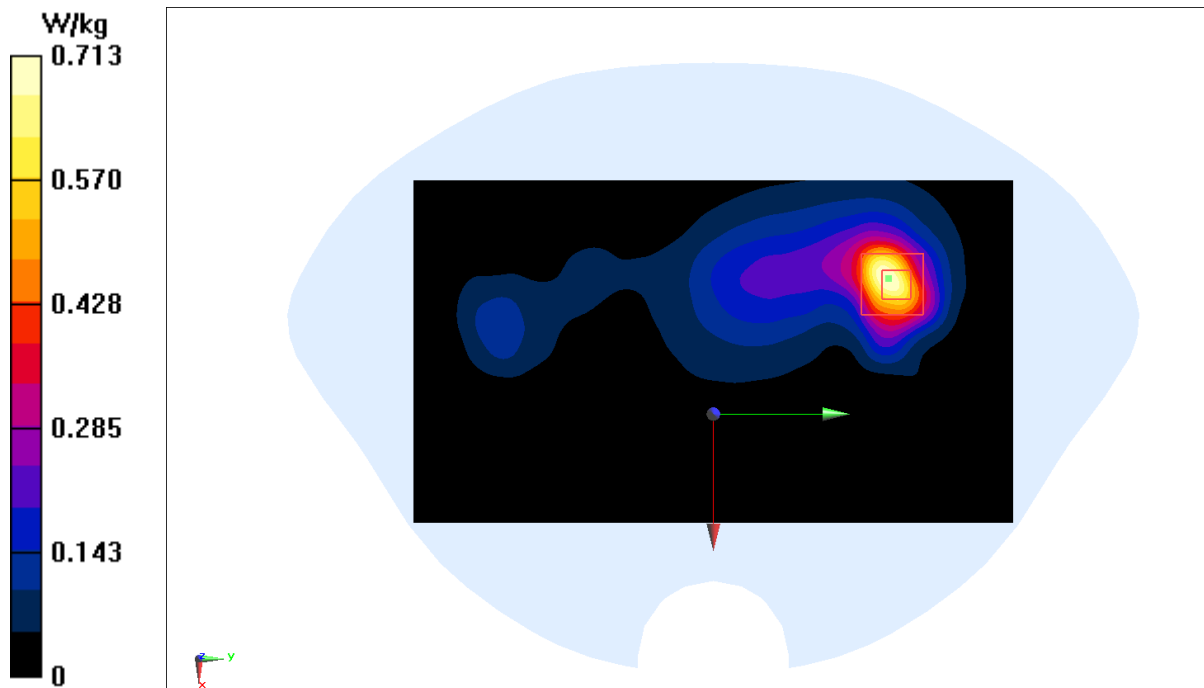
Zoom Scan (10x11x7)/Cube 0: Measurement grid: dx=5mm, dy=5mm, dz=5mm

Reference Value = 5.215 V/m; Power Drift = 0.10 dB

Peak SAR (extrapolated) = 0.975 W/kg

SAR(1 g) = 0.496 W/kg; SAR(10 g) = 0.235 W/kg

Maximum value of SAR (measured) = 0.785 W/kg



## LTE Band40 Body 0mm

Date: 2025-07-24

Electronics: DAE4 Sn1745

Medium: H700-6000M

Medium parameters used:  $f = 2310$  MHz;  $\sigma = 1.698$  S/m;  $\epsilon_r = 39.673$ ;  $\rho = 1000$  kg/m<sup>3</sup>

Ambient Temperature: 23.3°C      Liquid Temperature: 22.5°C

Communication System: LTE Band40 (0) Frequency: 2310 MHz Duty Cycle: 1:1.5787

Probe: EX3DV4 - SN7600 ConvF(8.25, 8.25, 8.25)

Area Scan (81x141x1): Interpolated grid: dx=1.200 mm, dy=1.200 mm

Maximum value of SAR (interpolated) = 2.36 W/kg

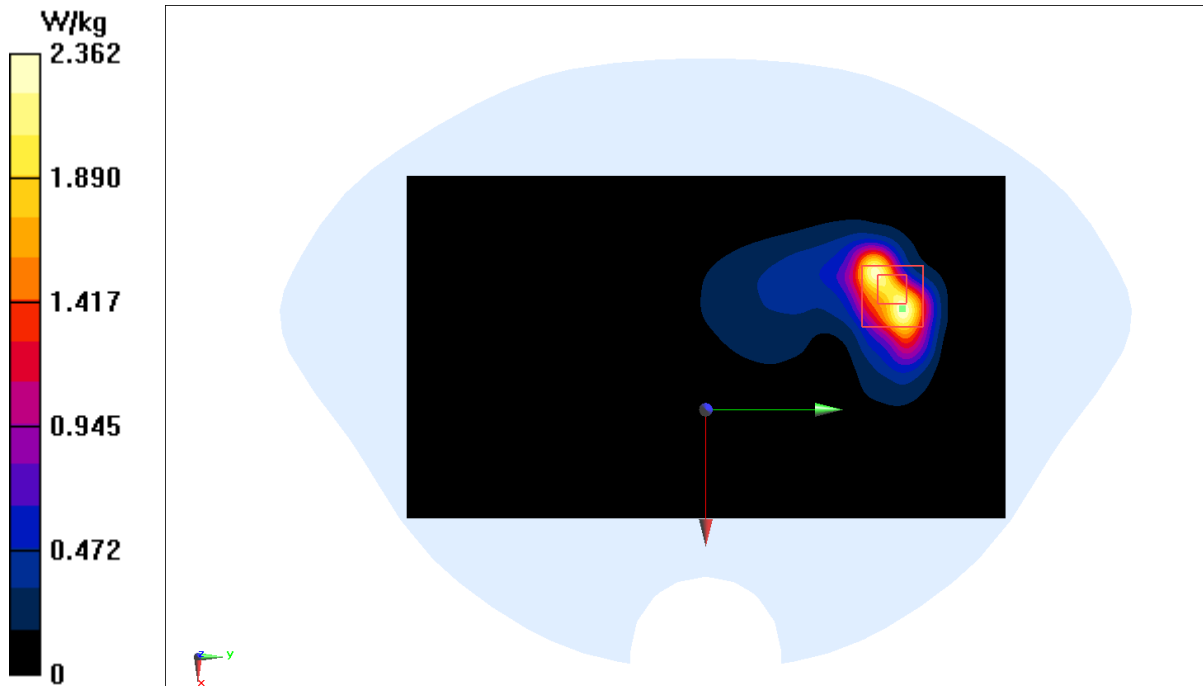
Zoom Scan (11x11x7)/Cube 0: Measurement grid: dx=5mm, dy=5mm, dz=5mm

Reference Value = 6.910 V/m; Power Drift = 0.10 dB

Peak SAR (extrapolated) = 7.56 W/kg

SAR(1 g) = 2.72 W/kg; SAR(10 g) = 0.963 W/kg

Maximum value of SAR (measured) = 5.24 W/kg



## LTE Band40 Head

Date: 2025-07-24

Electronics: DAE4 Sn1745

Medium: H700-6000M

Medium parameters used:  $f = 2355$  MHz;  $\sigma = 1.728$  S/m;  $\epsilon_r = 39.605$ ;  $\rho = 1000$  kg/m<sup>3</sup>

Ambient Temperature: 23.3°C      Liquid Temperature: 22.5°C

Communication System: LTE Band40 (0) Frequency: 2355 MHz Duty Cycle: 1:1.5787

Probe: EX3DV4 - SN7600 ConvF(8.25, 8.25, 8.25)

Area Scan (101x151x1): Interpolated grid: dx=1.200 mm, dy=1.200 mm

Maximum value of SAR (interpolated) = 0.122 W/kg

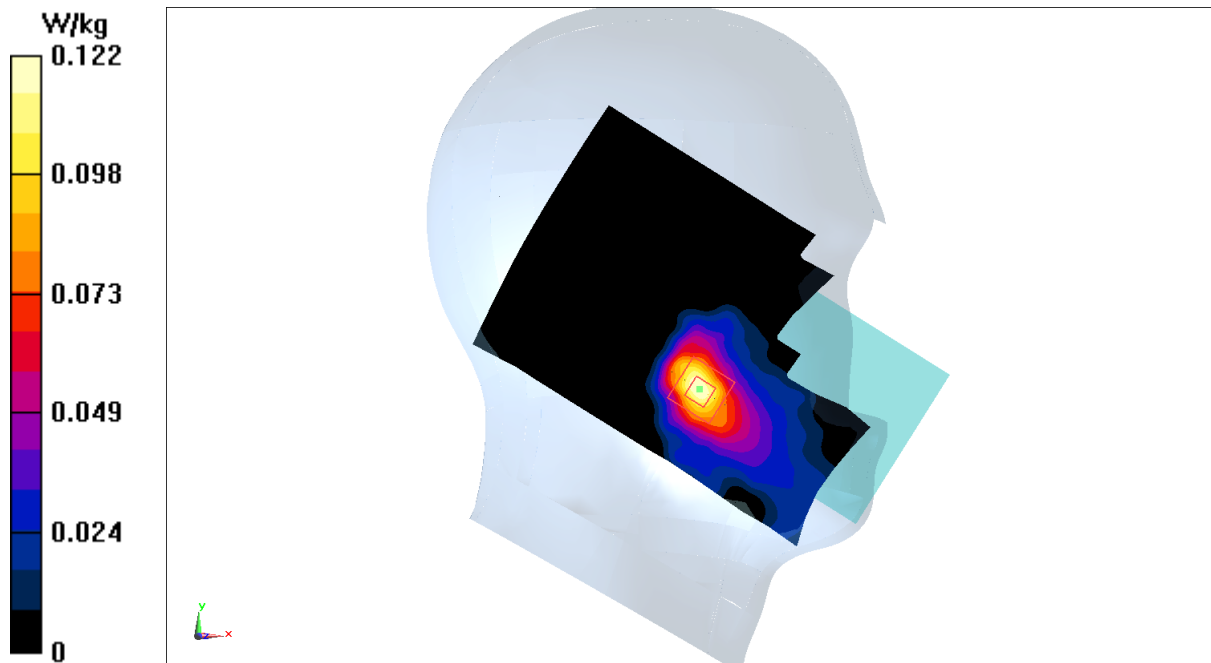
Zoom Scan (7x7x7)/Cube 0: Measurement grid: dx=5mm, dy=5mm, dz=5mm

Reference Value = 0.6330 V/m; Power Drift = 0.18 dB

Peak SAR (extrapolated) = 0.159 W/kg

SAR(1 g) = 0.082 W/kg; SAR(10 g) = 0.043 W/kg

Maximum value of SAR (measured) = 0.126 W/kg





## LTE Band40 Body 10mm

Date: 2025-07-24

Electronics: DAE4 Sn1745

Medium: H700-6000M

Medium parameters used:  $f = 2355$  MHz;  $\sigma = 1.728$  S/m;  $\epsilon_r = 39.605$ ;  $\rho = 1000$  kg/m<sup>3</sup>

Ambient Temperature: 23.3°C      Liquid Temperature: 22.5°C

Communication System: LTE Band40 (0) Frequency: 2355 MHz Duty Cycle: 1:1.5787

Probe: EX3DV4 - SN7600 ConvF(8.25, 8.25, 8.25)

Area Scan (81x141x1): Interpolated grid: dx=1.200 mm, dy=1.200 mm

Maximum value of SAR (interpolated) = 0.900 W/kg

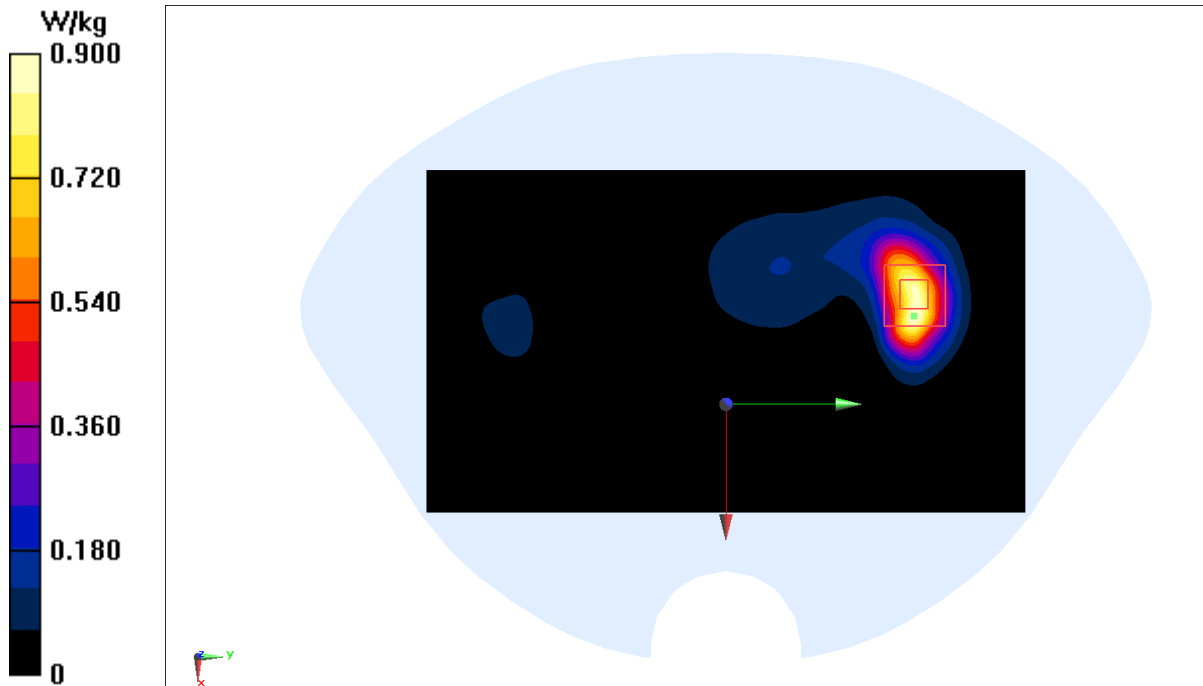
Zoom Scan (11x11x7)/Cube 0: Measurement grid: dx=5mm, dy=5mm, dz=5mm

Reference Value = 3.382 V/m; Power Drift = 0.15 dB

Peak SAR (extrapolated) = 1.12 W/kg

SAR(1 g) = 0.572 W/kg; SAR(10 g) = 0.272 W/kg

Maximum value of SAR (measured) = 0.909 W/kg



## LTE Band40 Body 0mm

Date: 2025-07-24

Electronics: DAE4 Sn1745

Medium: H700-6000M

Medium parameters used:  $f = 2355$  MHz;  $\sigma = 1.728$  S/m;  $\epsilon_r = 39.605$ ;  $\rho = 1000$  kg/m<sup>3</sup>

Ambient Temperature: 23.3°C      Liquid Temperature: 22.5°C

Communication System: LTE Band40 (0) Frequency: 2355 MHz Duty Cycle: 1:1.5787

Probe: EX3DV4 - SN7600 ConvF(8.25, 8.25, 8.25)

Area Scan (81x141x1): Interpolated grid:  $dx=1.200$  mm,  $dy=1.200$  mm

Maximum value of SAR (interpolated) = 2.52 W/kg

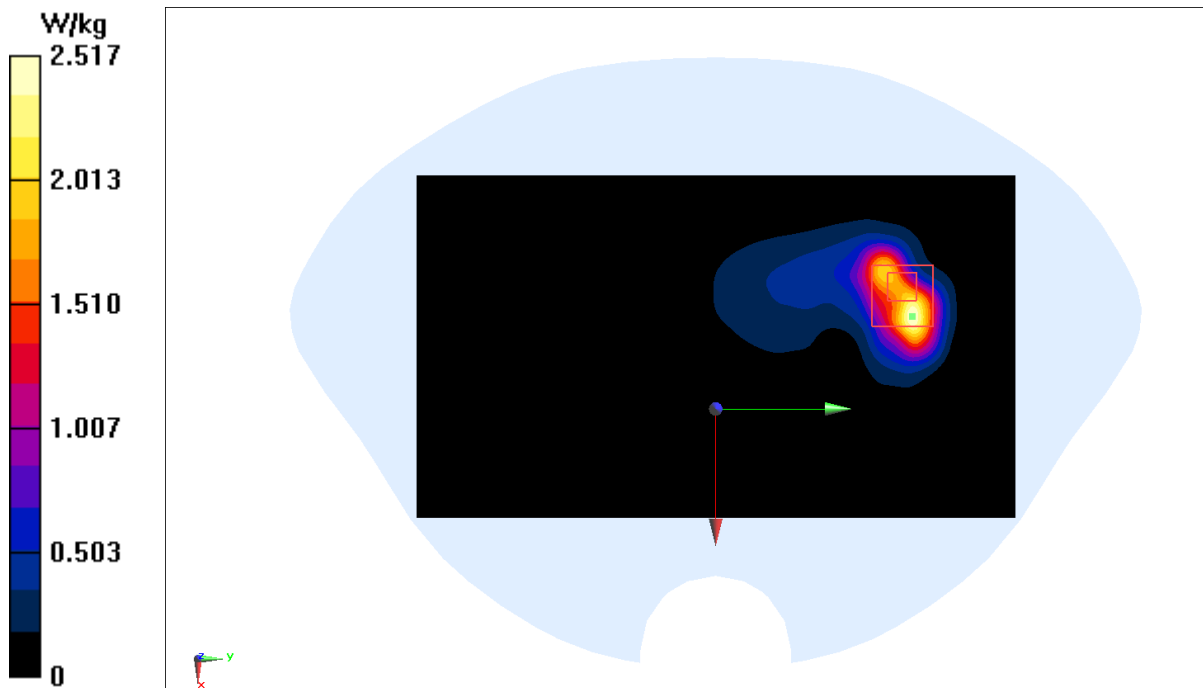
Zoom Scan (11x11x7)/Cube 0: Measurement grid:  $dx=5$ mm,  $dy=5$ mm,  $dz=5$ mm

Reference Value = 6.432 V/m; Power Drift = 0.12 dB

Peak SAR (extrapolated) = 6.85 W/kg

SAR(1 g) = 2.44 W/kg; SAR(10 g) = 0.869 W/kg

Maximum value of SAR (measured) = 4.96 W/kg



## LTE Band41 Head

Date: 2025-07-14

Electronics: DAE4 Sn1745

Medium: H700-6000M

Medium parameters used:  $f = 2680$  MHz;  $\sigma = 2.038$  S/m;  $\epsilon_r = 39.054$ ;  $\rho = 1000$  kg/m<sup>3</sup>

Ambient Temperature: 23.3°C      Liquid Temperature: 22.5°C

Communication System: LTE Band41 (0) Frequency: 2680 MHz Duty Cycle: 1:1.5787

Probe: EX3DV4 - SN7600 ConvF(7.8, 7.8, 7.8)

Area Scan (101x151x1): Interpolated grid:  $dx=1.200$  mm,  $dy=1.200$  mm

Maximum value of SAR (interpolated) = 0.508 W/kg

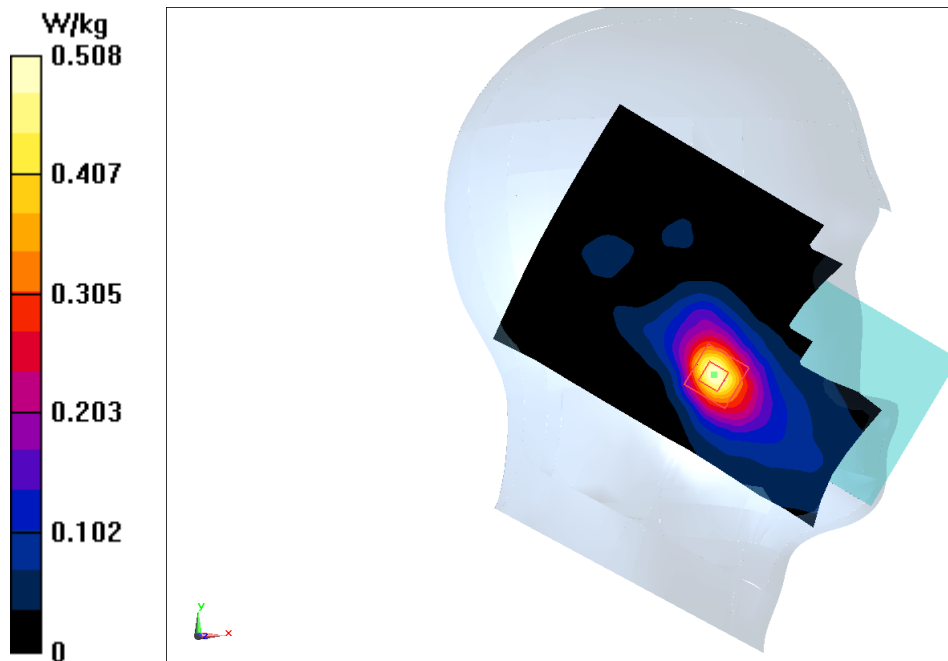
Zoom Scan (7x7x7)/Cube 0: Measurement grid:  $dx=5$ mm,  $dy=5$ mm,  $dz=5$ mm

Reference Value = 3.888 V/m; Power Drift = 0.19 dB

Peak SAR (extrapolated) = 0.632 W/kg

SAR(1 g) = 0.322 W/kg; SAR(10 g) = 0.162 W/kg

Maximum value of SAR (measured) = 0.508 W/kg



## LTE Band41 Body 10mm

Date: 2025-07-14

Electronics: DAE4 Sn1745

Medium: H700-6000M

Medium parameters used (interpolated):  $f = 2506$  MHz;  $\sigma = 1.892$  S/m;  $\epsilon_r = 39.368$ ;  $\rho = 1000$  kg/m<sup>3</sup>

Ambient Temperature: 23.3°C      Liquid Temperature: 22.5°C

Communication System: LTE Band41 (0) Frequency: 2506 MHz Duty Cycle: 1:1.5787

Probe: EX3DV4 - SN7600 ConvF(7.95, 7.95, 7.95)

Area Scan (81x141x1): Interpolated grid:  $dx=1.200$  mm,  $dy=1.200$  mm

Maximum value of SAR (interpolated) = 0.873 W/kg

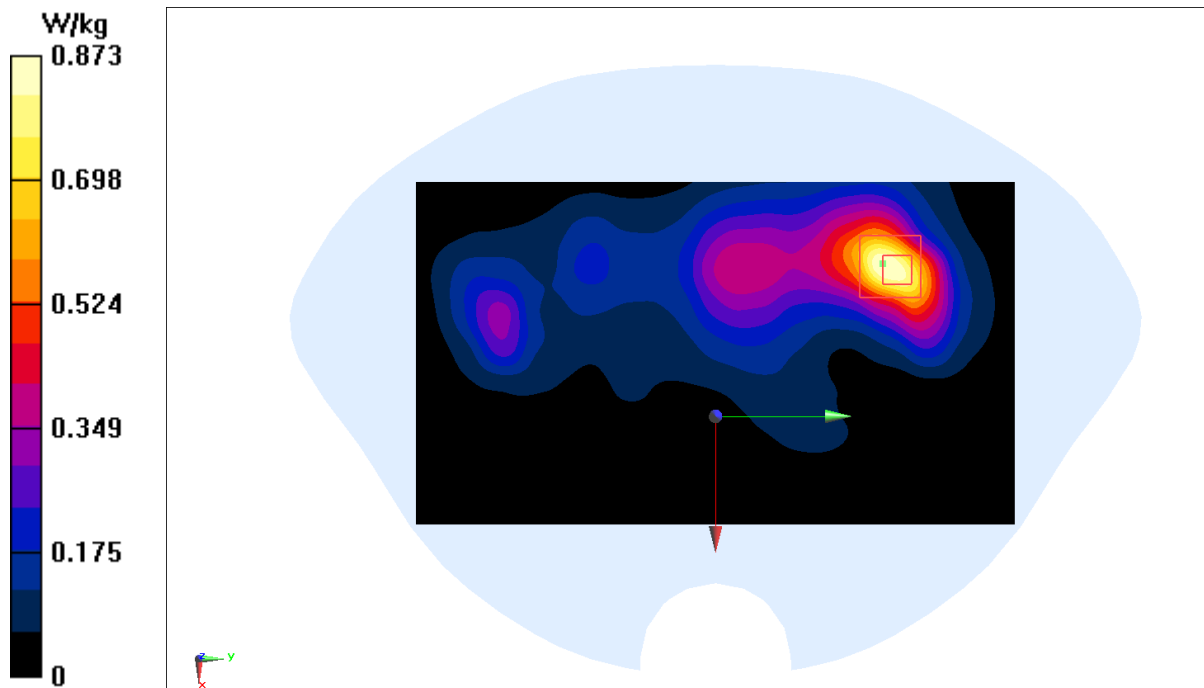
Zoom Scan (10x12x7)/Cube 0: Measurement grid:  $dx=5$ mm,  $dy=5$ mm,  $dz=5$ mm

Reference Value = 6.646 V/m; Power Drift = -0.12 dB

Peak SAR (extrapolated) = 1.12 W/kg

SAR(1 g) = 0.551 W/kg; SAR(10 g) = 0.272 W/kg

Maximum value of SAR (measured) = 0.894 W/kg



## LTE Band41 Body 0mm

Date: 2025-07-14

Electronics: DAE4 Sn1745

Medium: H700-6000M

Medium parameters used:  $f = 2680$  MHz;  $\sigma = 2.038$  S/m;  $\epsilon_r = 39.054$ ;  $\rho = 1000$  kg/m<sup>3</sup>

Ambient Temperature: 23.3°C      Liquid Temperature: 22.5°C

Communication System: LTE Band41 (0) Frequency: 2680 MHz Duty Cycle: 1:1.5787

Probe: EX3DV4 - SN7600 ConvF(7.8, 7.8, 7.8)

Area Scan (61x171x1): Interpolated grid:  $dx=1.200$  mm,  $dy=1.200$  mm

Maximum value of SAR (interpolated) = 4.24 W/kg

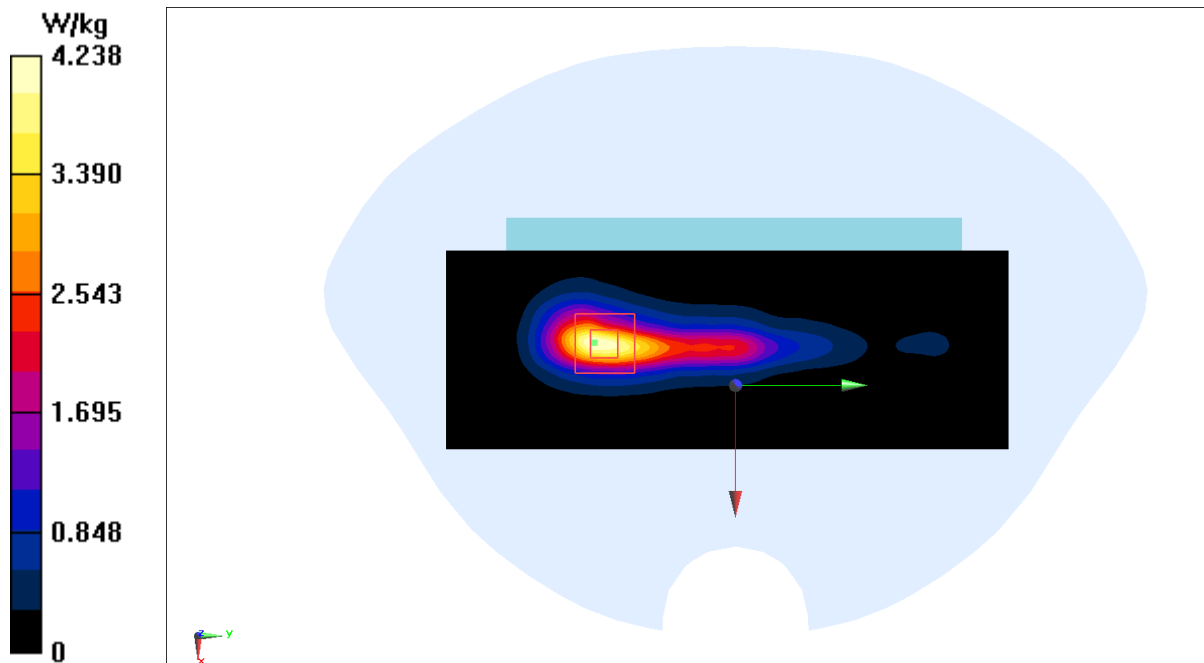
Zoom Scan (10x12x7)/Cube 0: Measurement grid:  $dx=5$ mm,  $dy=5$ mm,  $dz=5$ mm

Reference Value = 25.06 V/m; Power Drift = -0.14 dB

Peak SAR (extrapolated) = 5.35 W/kg

SAR(1 g) = 2.33 W/kg; SAR(10 g) = 1.06 W/kg

Maximum value of SAR (measured) = 4.14 W/kg



## LTE Band66 Head

Date: 2025-07-23

Electronics: DAE4 Sn1745

Medium: H700-6000M

Medium parameters used:  $f = 1770$  MHz;  $\sigma = 1.359$  S/m;  $\epsilon_r = 40.598$ ;  $\rho = 1000$  kg/m<sup>3</sup>

Ambient Temperature: 23.3°C      Liquid Temperature: 22.5°C

Communication System: LTE Band66 (0) Frequency: 1770 MHz Duty Cycle: 1:1

Probe: EX3DV4 - SN7600 ConvF(8.95, 8.95, 8.95)

Area Scan (81x121x1): Interpolated grid: dx=1.500 mm, dy=1.500 mm

Maximum value of SAR (interpolated) = 0.0503 W/kg

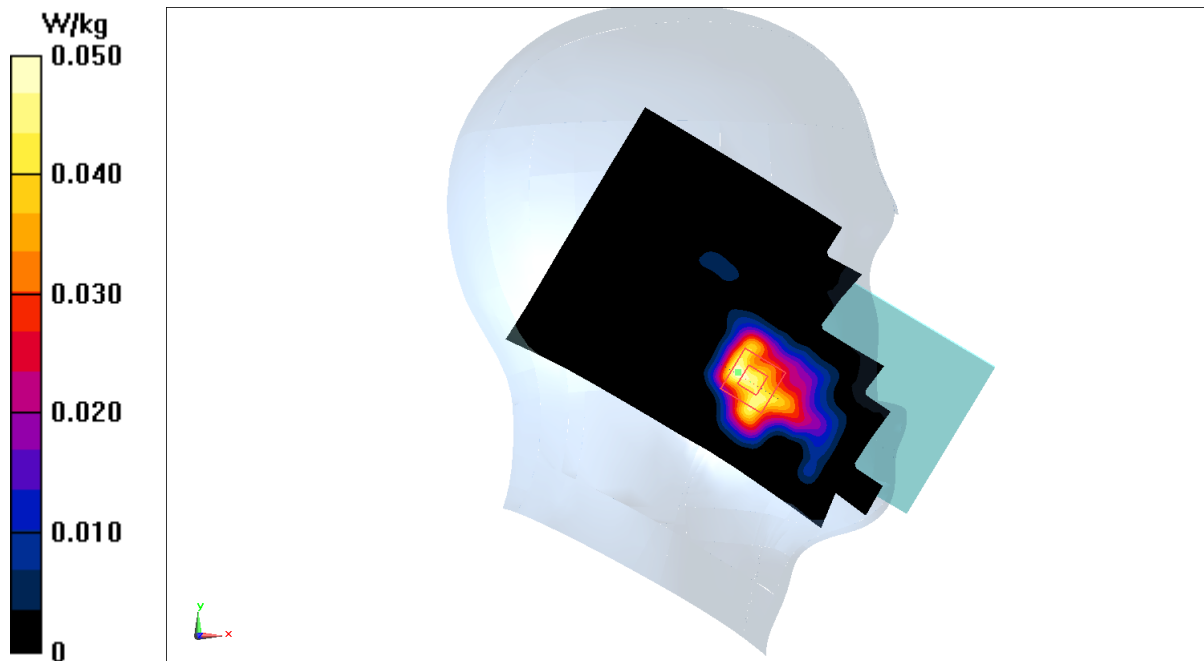
Zoom Scan (6x6x7)/Cube 0: Measurement grid: dx=8mm, dy=8mm, dz=5mm

Reference Value = 1.799 V/m; Power Drift = 0.13 dB

Peak SAR (extrapolated) = 0.0510 W/kg

SAR(1 g) = 0.031 W/kg; SAR(10 g) = 0.019 W/kg

Maximum value of SAR (measured) = 0.0429 W/kg



## LTE Band66 Body 10mm

Date: 2025-07-23

Electronics: DAE4 Sn1745

Medium: H700-6000M

Medium parameters used:  $f = 1770$  MHz;  $\sigma = 1.359$  S/m;  $\epsilon_r = 40.598$ ;  $\rho = 1000$  kg/m<sup>3</sup>

Ambient Temperature: 23.3°C      Liquid Temperature: 22.5°C

Communication System: LTE Band66 (0) Frequency: 1770 MHz Duty Cycle: 1:1

Probe: EX3DV4 - SN7600 ConvF(8.95, 8.95, 8.95)

Area Scan (81x141x1): Interpolated grid:  $dx=1.500$  mm,  $dy=1.500$  mm

Maximum value of SAR (interpolated) = 1.06 W/kg

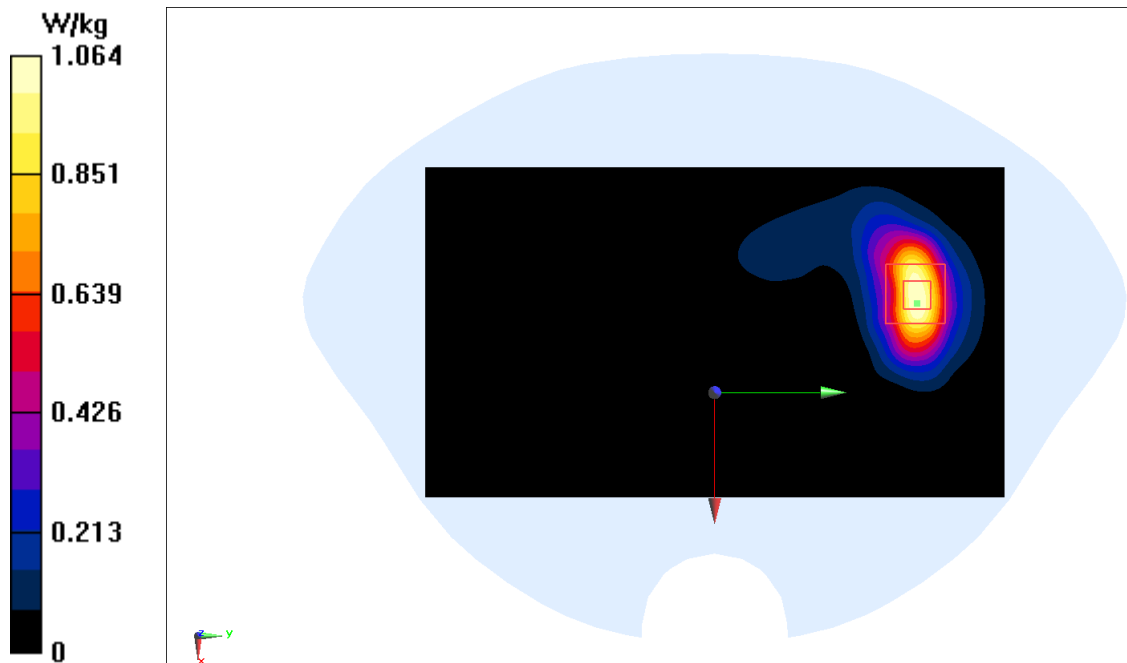
Zoom Scan (7x7x7)/Cube 0: Measurement grid:  $dx=8$ mm,  $dy=8$ mm,  $dz=5$ mm

Reference Value = 4.364 V/m; Power Drift = 0.17 dB

Peak SAR (extrapolated) = 1.27 W/kg

SAR(1 g) = 0.706 W/kg; SAR(10 g) = 0.377 W/kg

Maximum value of SAR (measured) = 0.970 W/kg



## LTE Band66 Body 0mm

Date: 2025-07-23

Electronics: DAE4 Sn1745

Medium: H700-6000M

Medium parameters used:  $f = 1770$  MHz;  $\sigma = 1.359$  S/m;  $\epsilon_r = 40.598$ ;  $\rho = 1000$  kg/m<sup>3</sup>

Ambient Temperature: 23.3°C      Liquid Temperature: 22.5°C

Communication System: LTE Band66 (0) Frequency: 1770 MHz Duty Cycle: 1:1

Probe: EX3DV4 - SN7600 ConvF(8.95, 8.95, 8.95)

Area Scan (81x141x1): Interpolated grid: dx=1.500 mm, dy=1.500 mm

Maximum value of SAR (interpolated) = 2.19 W/kg

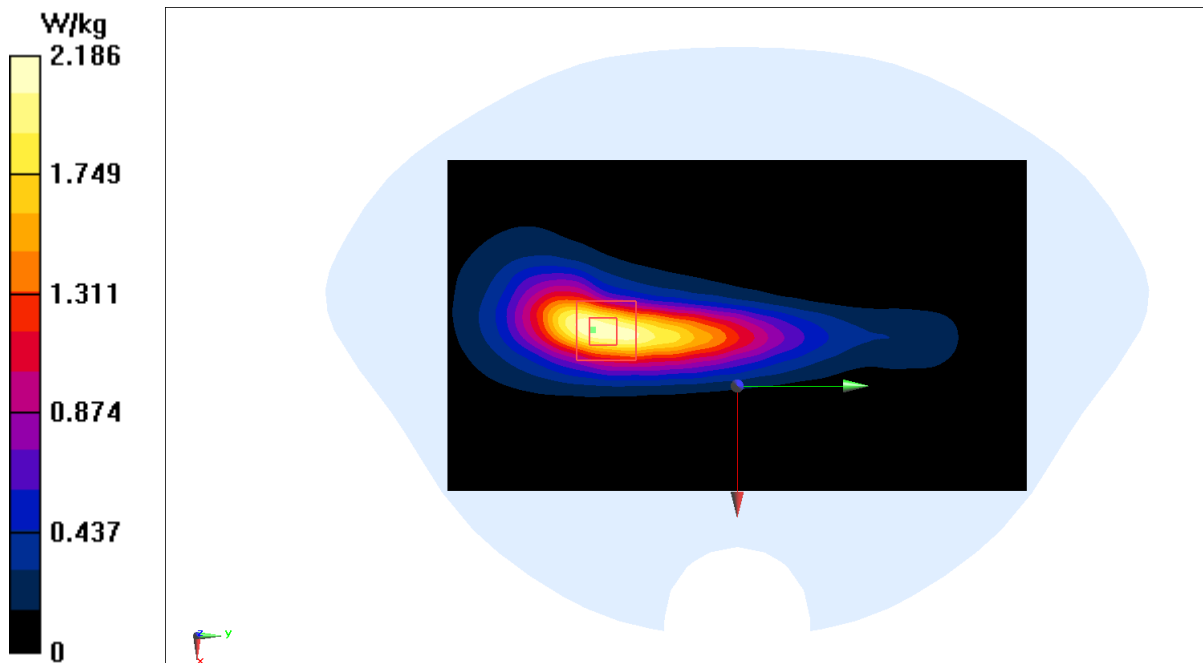
Zoom Scan (7x8x7)/Cube 0: Measurement grid: dx=8mm, dy=8mm, dz=5mm

Reference Value = 25.75 V/m; Power Drift = 0.03 dB

Peak SAR (extrapolated) = 2.77 W/kg

SAR(1 g) = 1.43 W/kg; SAR(10 g) = 0.769 W/kg

Maximum value of SAR (measured) = 2.17 W/kg





## LTE Band71 Head

Date: 2025-07-06

Electronics: DAE4 Sn1745

Medium: H700-6000M

Medium parameters used (interpolated):  $f = 673$  MHz;  $\sigma = 0.853$  S/m;  $\epsilon_r = 43.432$ ;  $\rho = 1000$  kg/m<sup>3</sup>

Ambient Temperature: 23.3°C      Liquid Temperature: 22.5°C

Communication System: LTE Band71 (0) Frequency: 673 MHz Duty Cycle: 1:1

Probe: EX3DV4 - SN7600 ConvF(10.82, 10.82, 10.82)

Area Scan (81x121x1): Interpolated grid: dx=1.500 mm, dy=1.500 mm

Maximum value of SAR (interpolated) = 0.197 W/kg

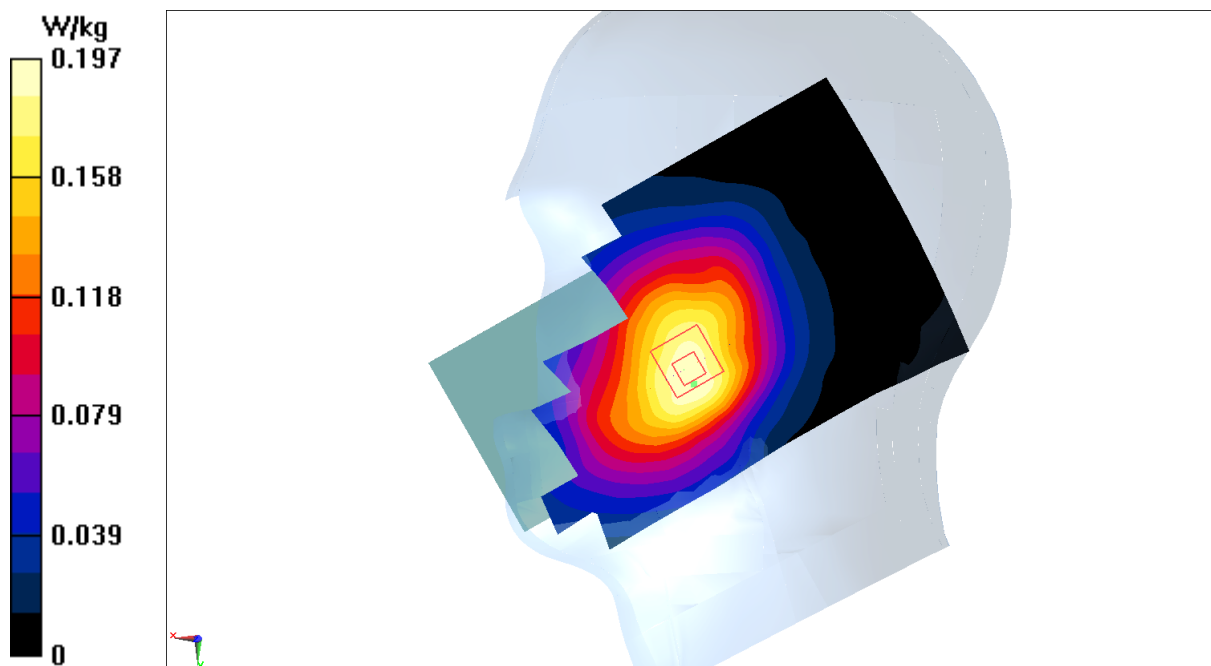
Zoom Scan (6x6x7)/Cube 0: Measurement grid: dx=8mm, dy=8mm, dz=5mm

Reference Value = 3.552 V/m; Power Drift = 0.11 dB

Peak SAR (extrapolated) = 0.217 W/kg

SAR(1 g) = 0.163 W/kg; SAR(10 g) = 0.127 W/kg

Maximum value of SAR (measured) = 0.195 W/kg



## LTE Band71 Body 10mm

Date: 2025-07-06

Electronics: DAE4 Sn1745

Medium: H700-6000M

Medium parameters used (interpolated):  $f = 673$  MHz;  $\sigma = 0.853$  S/m;  $\epsilon_r = 43.432$ ;  $\rho = 1000$  kg/m<sup>3</sup>

Ambient Temperature: 23.3°C      Liquid Temperature: 22.5°C

Communication System: LTE Band71 (0) Frequency: 673 MHz Duty Cycle: 1:1

Probe: EX3DV4 - SN7600 ConvF(10.82, 10.82, 10.82)

Area Scan (81x141x1): Interpolated grid: dx=1.500 mm, dy=1.500 mm

Maximum value of SAR (interpolated) = 0.589 W/kg

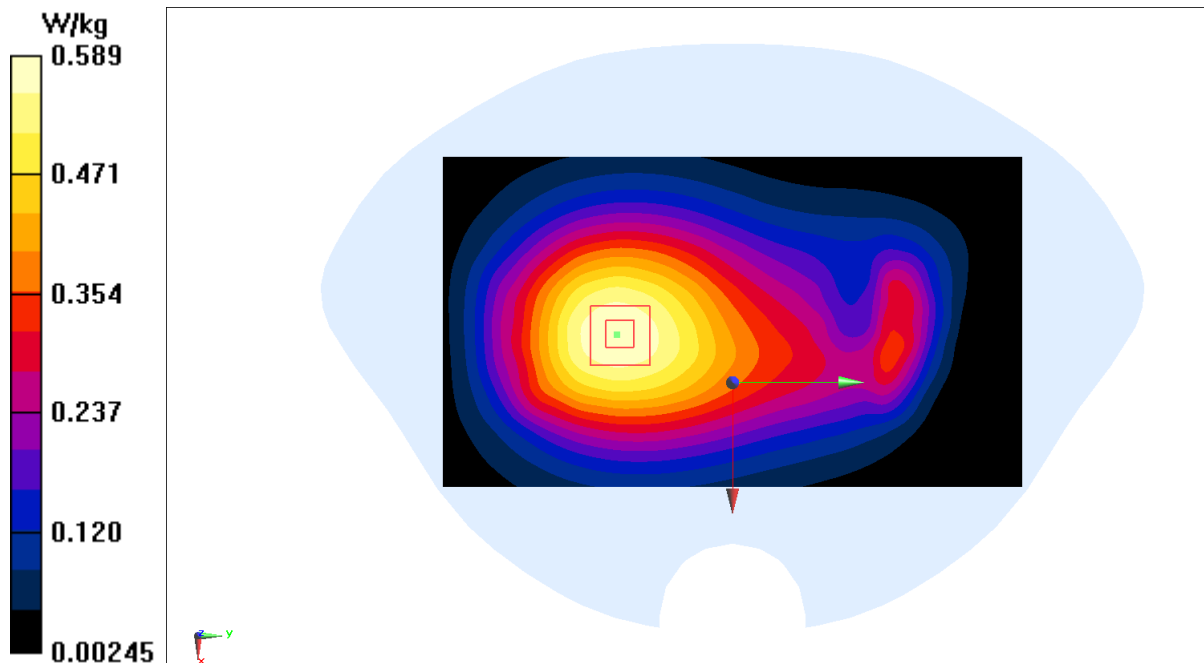
Zoom Scan (7x8x7)/Cube 0: Measurement grid: dx=8mm, dy=8mm, dz=5mm

Reference Value = 20.05 V/m; Power Drift = -0.03 dB

Peak SAR (extrapolated) = 0.649 W/kg

SAR(1 g) = 0.468 W/kg; SAR(10 g) = 0.354 W/kg

Maximum value of SAR (measured) = 0.579 W/kg



## LTE Band71 Body 0mm

Date: 2025-07-06

Electronics: DAE4 Sn1745

Medium: H700-6000M

Medium parameters used (interpolated):  $f = 688$  MHz;  $\sigma = 0.858$  S/m;  $\epsilon_r = 43.365$ ;  $\rho = 1000$  kg/m<sup>3</sup>

Ambient Temperature: 23.3°C      Liquid Temperature: 22.5°C

Communication System: LTE Band71 (0) Frequency: 688 MHz Duty Cycle: 1:1

Probe: EX3DV4 - SN7600 ConvF(10.82, 10.82, 10.82)

Area Scan (81x141x1): Interpolated grid: dx=1.500 mm, dy=1.500 mm

Maximum value of SAR (interpolated) = 2.18 W/kg

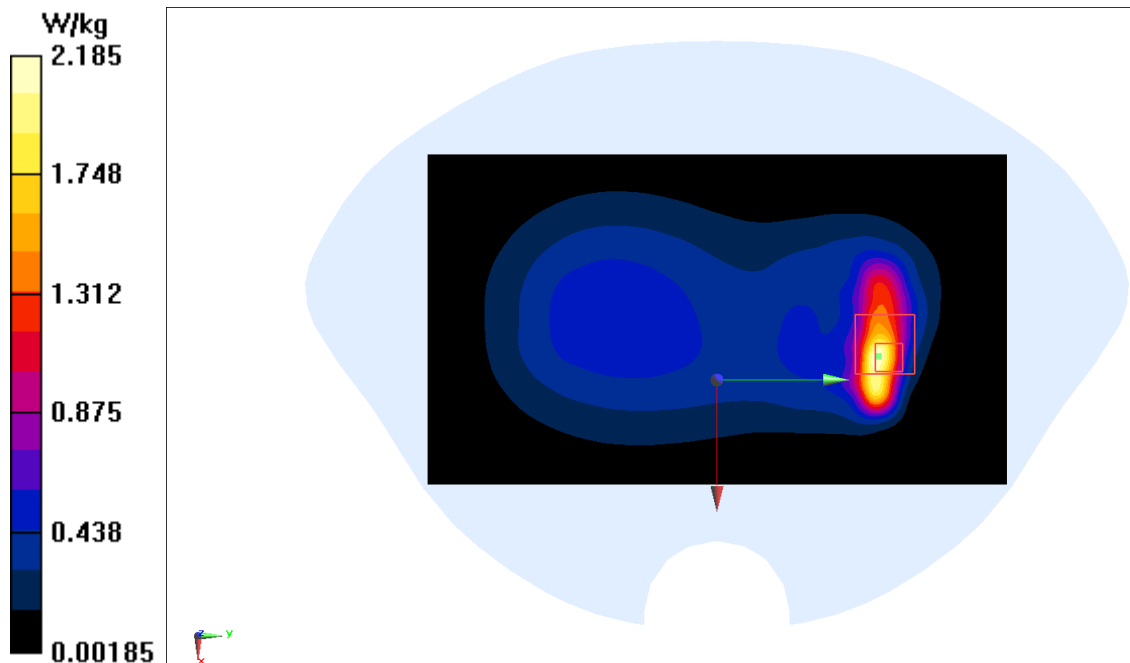
Zoom Scan (8x8x7)/Cube 0: Measurement grid: dx=8mm, dy=8mm, dz=5mm

Reference Value = 21.41 V/m; Power Drift = -0.13 dB

Peak SAR (extrapolated) = 3.73 W/kg

SAR(1 g) = 1.09 W/kg; SAR(10 g) = 0.489 W/kg

Maximum value of SAR (measured) = 2.44 W/kg



## WiFi2.4G Head

Date: 2025-07-15

Electronics: DAE4 Sn1745

Medium: H700-6000M

Medium parameters used (interpolated):  $f = 2437$  MHz;  $\sigma = 1.837$  S/m;  $\epsilon_r = 39.496$ ;  $\rho = 1000$  kg/m<sup>3</sup>

Ambient Temperature: 23.3°C      Liquid Temperature: 22.5°C

Communication System: WiFi 2450 (0) Frequency: 2437 MHz Duty Cycle: 1:1

Probe: EX3DV4 - SN7600 ConvF(7.95, 7.95, 7.95)

Area Scan (101x151x1): Interpolated grid:  $dx=1.200$  mm,  $dy=1.200$  mm

Maximum value of SAR (interpolated) = 1.02 W/kg

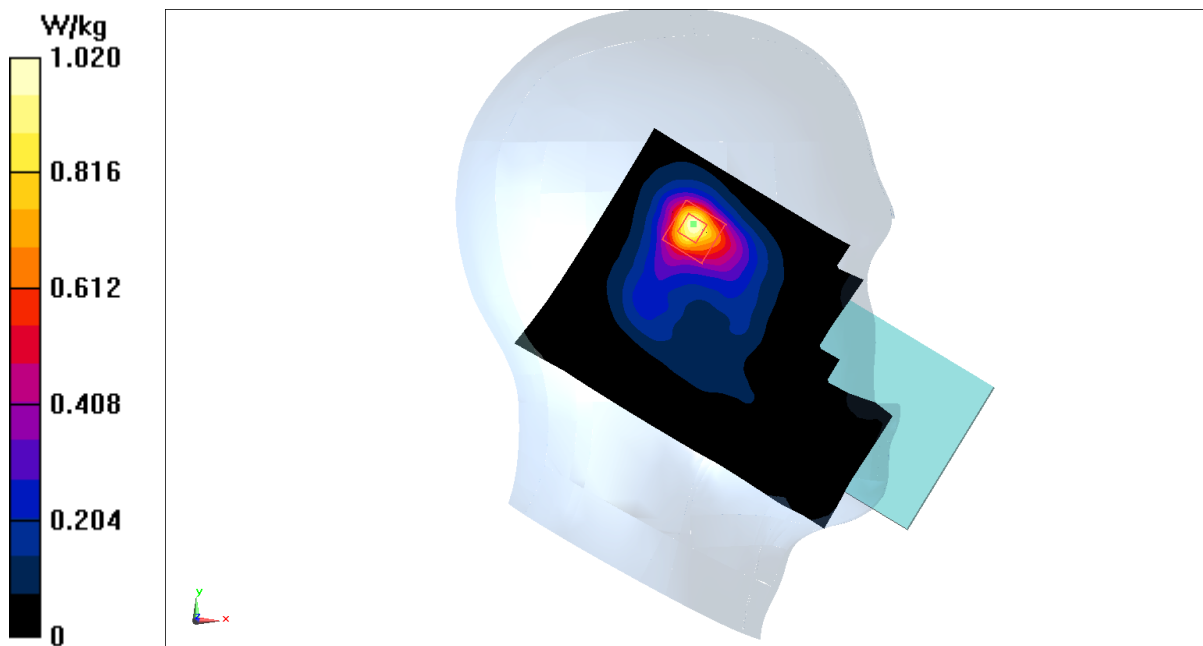
Zoom Scan (7x7x7)/Cube 0: Measurement grid:  $dx=5$ mm,  $dy=5$ mm,  $dz=5$ mm

Reference Value = 10.63 V/m; Power Drift = 0.12 dB

Peak SAR (extrapolated) = 1.28 W/kg

SAR(1 g) = 0.625 W/kg; SAR(10 g) = 0.298 W/kg

Maximum value of SAR (measured) = 1.01 W/kg



## WiFi2.4G Body 10mm

Date: 2025-07-15

Electronics: DAE4 Sn1745

Medium: H700-6000M

Medium parameters used (interpolated):  $f = 2462$  MHz;  $\sigma = 1.856$  S/m;  $\epsilon_r = 39.442$ ;  $\rho = 1000$  kg/m<sup>3</sup>

Ambient Temperature: 23.3°C      Liquid Temperature: 22.5°C

Communication System: WiFi 2450 (0) Frequency: 2462 MHz Duty Cycle: 1:1

Probe: EX3DV4 - SN7600 ConvF(7.95, 7.95, 7.95)

Area Scan (81x141x1): Interpolated grid:  $dx=1.200$  mm,  $dy=1.200$  mm

Maximum value of SAR (interpolated) = 0.259 W/kg

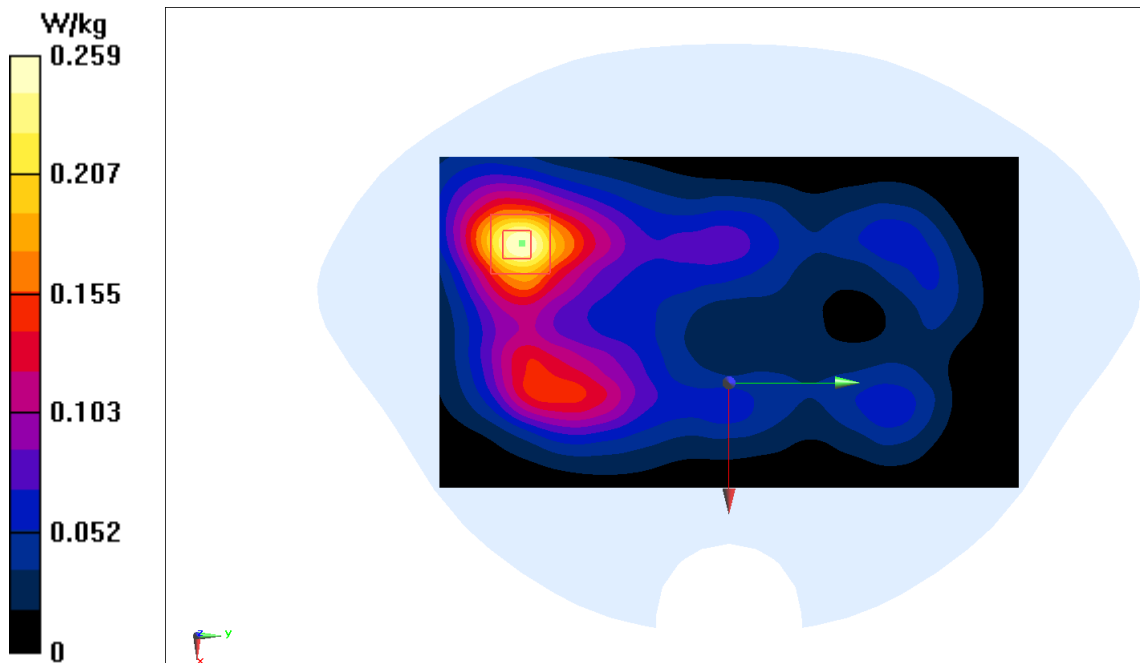
Zoom Scan (10x11x7)/Cube 0: Measurement grid:  $dx=5$ mm,  $dy=5$ mm,  $dz=5$ mm

Reference Value = 2.613 V/m; Power Drift = 0.13 dB

Peak SAR (extrapolated) = 0.325 W/kg

SAR(1 g) = 0.167 W/kg; SAR(10 g) = 0.089 W/kg

Maximum value of SAR (measured) = 0.261 W/kg



## WiFi2.4G Body 10mm

Date: 2025-07-15

Electronics: DAE4 Sn1745

Medium: H700-6000M

Medium parameters used (interpolated):  $f = 2462$  MHz;  $\sigma = 1.856$  S/m;  $\epsilon_r = 39.442$ ;  $\rho = 1000$  kg/m<sup>3</sup>

Ambient Temperature: 23.3°C      Liquid Temperature: 22.5°C

Communication System: WiFi 2450 (0) Frequency: 2462 MHz Duty Cycle: 1:1

Probe: EX3DV4 - SN7600 ConvF(7.95, 7.95, 7.95)

Area Scan (61x131x1): Interpolated grid: dx=1.200 mm, dy=1.200 mm

Maximum value of SAR (interpolated) = 0.439 W/kg

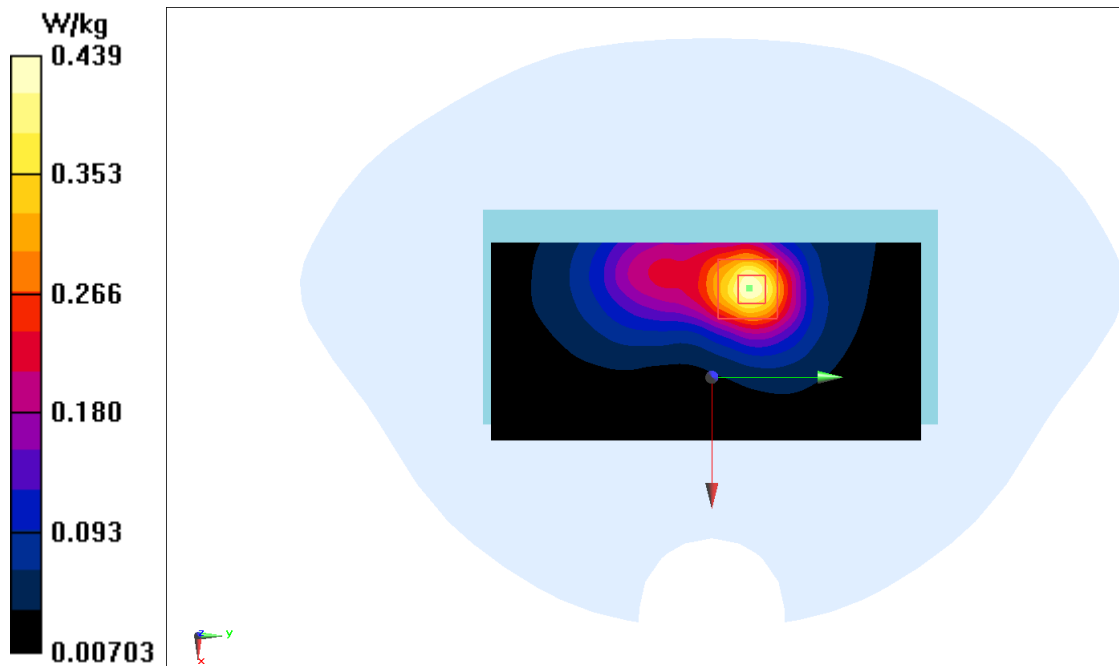
Zoom Scan (10x11x7)/Cube 0: Measurement grid: dx=5mm, dy=5mm, dz=5mm

Reference Value = 6.993 V/m; Power Drift = 0.11 dB

Peak SAR (extrapolated) = 0.535 W/kg

SAR(1 g) = 0.267 W/kg; SAR(10 g) = 0.136 W/kg

Maximum value of SAR (measured) = 0.424 W/kg



## WiFi2.4G Body 0mm

Date: 2025-07-15

Electronics: DAE4 Sn1745

Medium: H700-6000M

Medium parameters used (interpolated):  $f = 2437$  MHz;  $\sigma = 1.837$  S/m;  $\epsilon_r = 39.496$ ;  $\rho = 1000$  kg/m<sup>3</sup>

Ambient Temperature: 23.3°C      Liquid Temperature: 22.5°C

Communication System: WiFi 2450 (0) Frequency: 2437 MHz Duty Cycle: 1:1

Probe: EX3DV4 - SN7600 ConvF(7.95, 7.95, 7.95)

Area Scan (61x131x1): Interpolated grid: dx=1.200 mm, dy=1.200 mm

Maximum value of SAR (interpolated) = 2.62 W/kg

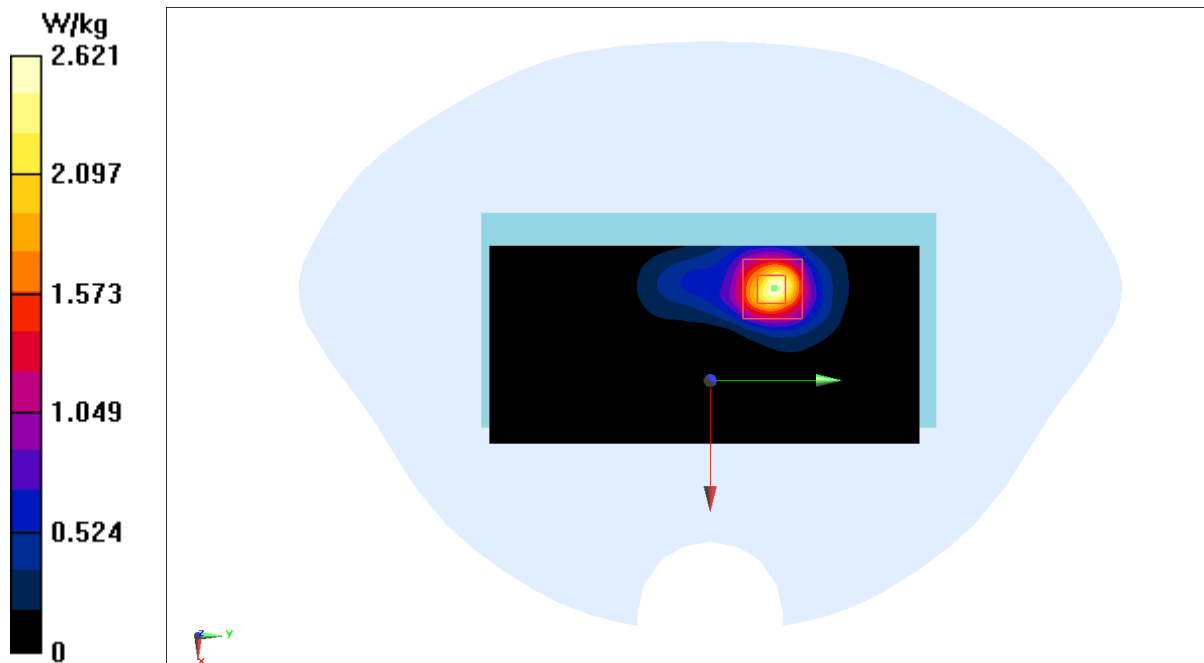
Zoom Scan (10x11x7)/Cube 0: Measurement grid: dx=5mm, dy=5mm, dz=5mm

Reference Value = 5.922 V/m; Power Drift = 0.15 dB

Peak SAR (extrapolated) = 3.43 W/kg

SAR(1 g) = 1.51 W/kg; SAR(10 g) = 0.681 W/kg

Maximum value of SAR (measured) = 2.65 W/kg



## WiFi5G Head

Date: 2025-07-16

Electronics: DAE4 Sn1745

Medium: H700-6000M

Medium parameters used:  $f = 5320$  MHz;  $\sigma = 4.719$  S/m;  $\epsilon_r = 35.722$ ;  $\rho = 1000$  kg/m<sup>3</sup>

Ambient Temperature: 23.3°C      Liquid Temperature: 22.5°C

Communication System: WLAN 11a (0) Frequency: 5320 MHz Duty Cycle: 1:1

Probe: EX3DV4 - SN7600 ConvF(5.64, 5.64, 5.64)

Area Scan (121x181x1): Interpolated grid: dx=1.000 mm, dy=1.000 mm

Maximum value of SAR (interpolated) = 0.827 W/kg


Zoom Scan (9x8x7)/Cube 0: Measurement grid: dx=4mm, dy=4mm, dz=1.4mm

Reference Value = 2.643 V/m; Power Drift = 0.11 dB

Peak SAR (extrapolated) = 1.33 W/kg

SAR(1 g) = 0.374 W/kg; SAR(10 g) = 0.162 W/kg

Maximum value of SAR (measured) = 0.833 W/kg





## WiFi5G Body 10mm

Date: 2025-07-16

Electronics: DAE4 Sn1745

Medium: H700-6000M

Medium parameters used:  $f = 5280$  MHz;  $\sigma = 4.675$  S/m;  $\epsilon_r = 35.778$ ;  $\rho = 1000$  kg/m<sup>3</sup>

Ambient Temperature: 23.3°C      Liquid Temperature: 22.5°C

Communication System: WLAN 11a (0) Frequency: 5280 MHz Duty Cycle: 1:1

Probe: EX3DV4 - SN7600 ConvF(5.64, 5.64, 5.64)

Area Scan (81x211x1): Interpolated grid: dx=1.000 mm, dy=1.000 mm

Maximum value of SAR (interpolated) = 0.264 W/kg

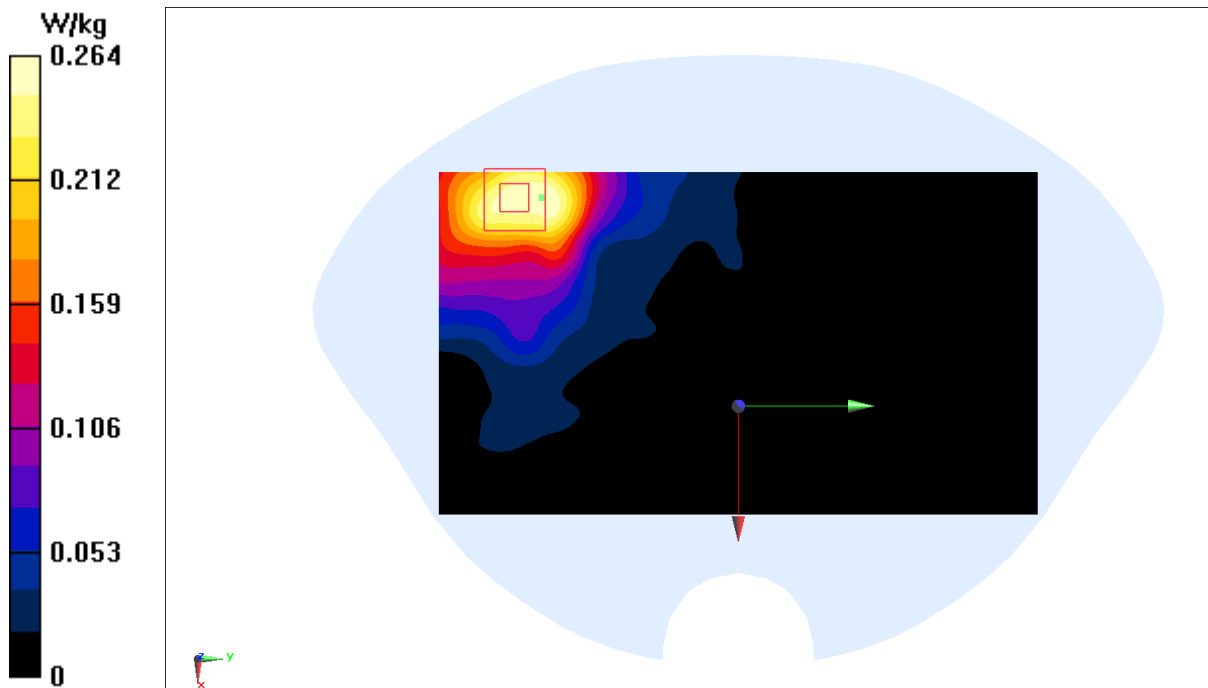
Zoom Scan (12x11x7)/Cube 0: Measurement grid: dx=4mm, dy=4mm, dz=1.4mm

Reference Value = 0.982 V/m; Power Drift = 0.10 dB

Peak SAR (extrapolated) = 0.415 W/kg

SAR(1 g) = 0.124 W/kg; SAR(10 g) = 0.054 W/kg

Maximum value of SAR (measured) = 0.264 W/kg



## WiFi5G Body 10mm

Date: 2025-07-16

Electronics: DAE4 Sn1745

Medium: H700-6000M

Medium parameters used:  $f = 5280$  MHz;  $\sigma = 4.675$  S/m;  $\epsilon_r = 35.778$ ;  $\rho = 1000$  kg/m<sup>3</sup>

Ambient Temperature: 23.3°C      Liquid Temperature: 22.5°C

Communication System: WLAN 11a (0) Frequency: 5280 MHz Duty Cycle: 1:1

Probe: EX3DV4 - SN7600 ConvF(5.64, 5.64, 5.64)

Area Scan (61x141x1): Interpolated grid: dx=1.000 mm, dy=1.000 mm

Maximum value of SAR (interpolated) = 0.756 W/kg

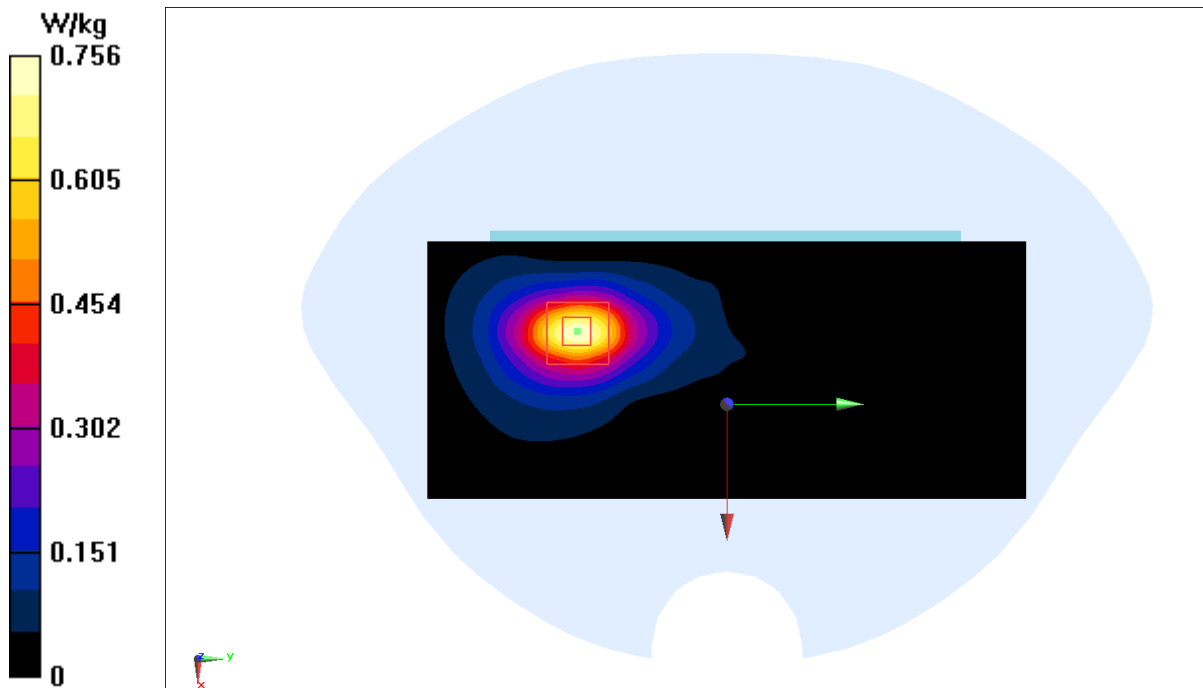
Zoom Scan (12x13x7)/Cube 0: Measurement grid: dx=4mm, dy=4mm, dz=1.4mm

Reference Value = 1.856 V/m; Power Drift = 0.16 dB

Peak SAR (extrapolated) = 1.29 W/kg

SAR(1 g) = 0.368 W/kg; SAR(10 g) = 0.140 W/kg

Maximum value of SAR (measured) = 0.821 W/kg



## WiFi5G Body 0mm

Date: 2025-07-16

Electronics: DAE4 Sn1745

Medium: H700-6000M

Medium parameters used:  $f = 5260$  MHz;  $\sigma = 4.654$  S/m;  $\epsilon_r = 35.843$ ;  $\rho = 1000$  kg/m<sup>3</sup>

Ambient Temperature: 23.3°C      Liquid Temperature: 22.5°C

Communication System: WLAN 11a (0) Frequency: 5260 MHz Duty Cycle: 1:1

Probe: EX3DV4 - SN7600 ConvF(5.64, 5.64, 5.64)

Area Scan (81x211x1): Interpolated grid:  $dx=1.000$  mm,  $dy=1.000$  mm

Maximum value of SAR (interpolated) = 5.81 W/kg

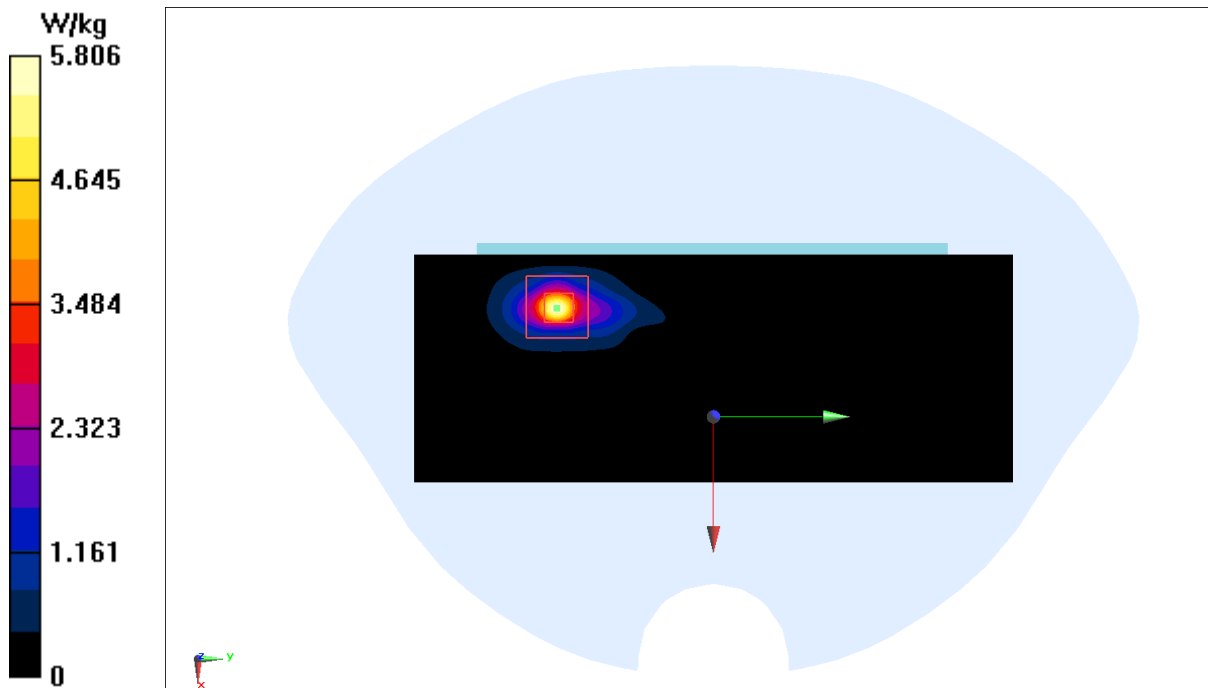
Zoom Scan (13x13x7)/Cube 0: Measurement grid:  $dx=4$ mm,  $dy=4$ mm,  $dz=1.4$ mm

Reference Value = 0.4570 V/m; Power Drift = 0.10 dB

Peak SAR (extrapolated) = 9.39 W/kg

SAR(1 g) = 2.17 W/kg; SAR(10 g) = 0.606 W/kg

Maximum value of SAR (measured) = 5.68 W/kg



## BT Head

Date: 2025-07-15

Electronics: DAE4 Sn1745

Medium: H700-6000M

Medium parameters used (interpolated):  $f = 2402$  MHz;  $\sigma = 1.807$  S/m;  $\epsilon_r = 39.549$ ;  $\rho = 1000$  kg/m<sup>3</sup>

Ambient Temperature: 23.3°C      Liquid Temperature: 22.5°C

Communication System: Bluetooth (0) Frequency: 2402 MHz Duty Cycle: 1:1

Probe: EX3DV4 - SN7600 ConvF(7.95, 7.95, 7.95)

Area Scan (101x151x1): Interpolated grid:  $dx=1.200$  mm,  $dy=1.200$  mm

Maximum value of SAR (interpolated) = 0.103 W/kg

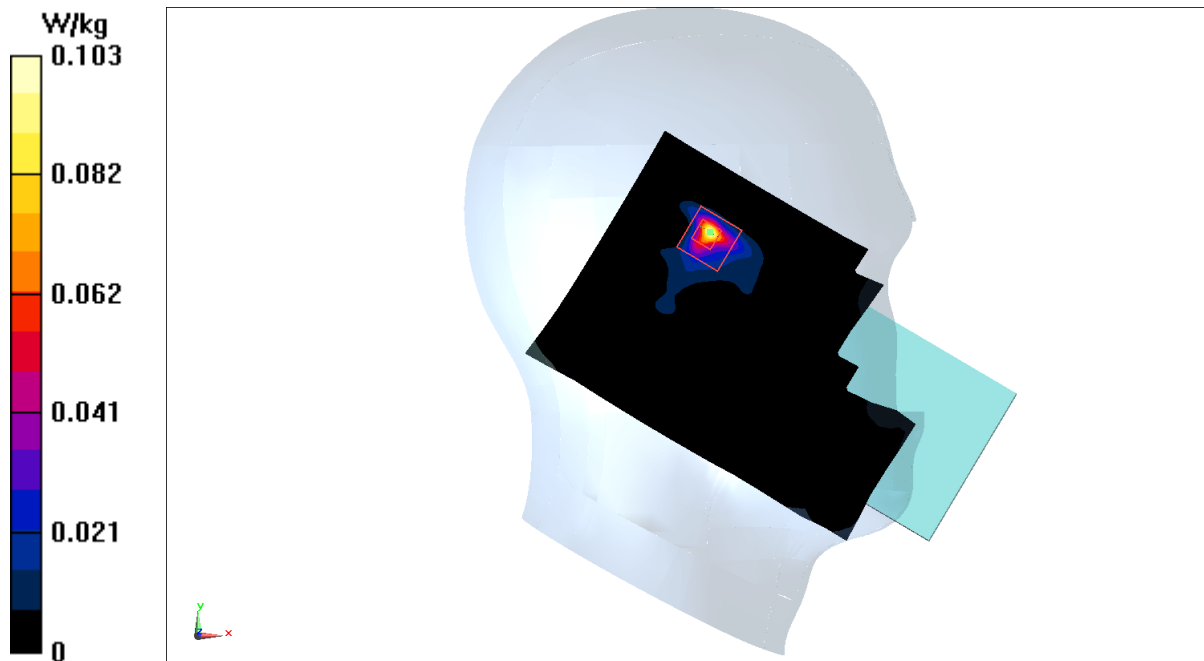
Zoom Scan (7x7x7)/Cube 0: Measurement grid:  $dx=5$ mm,  $dy=5$ mm,  $dz=5$ mm

Reference Value = 1.968 V/m; Power Drift = 0.10 dB

Peak SAR (extrapolated) = 0.0690 W/kg

SAR(1 g) = 0.030 W/kg; SAR(10 g) = 0.013 W/kg

Maximum value of SAR (measured) = 0.0503 W/kg



## BT Body 10mm

Date: 2025-07-15

Electronics: DAE4 Sn1745

Medium: H700-6000M

Medium parameters used (interpolated):  $f = 2441$  MHz;  $\sigma = 1.84$  S/m;  $\epsilon_r = 39.493$ ;  $\rho = 1000$  kg/m<sup>3</sup>

Ambient Temperature: 23.3°C      Liquid Temperature: 22.5°C

Communication System: Bluetooth (0) Frequency: 2441 MHz Duty Cycle: 1:1

Probe: EX3DV4 - SN7600 ConvF(7.95, 7.95, 7.95)

Area Scan (81x141x1): Interpolated grid: dx=1.200 mm, dy=1.200 mm

Maximum value of SAR (interpolated) = 0.0150 W/kg

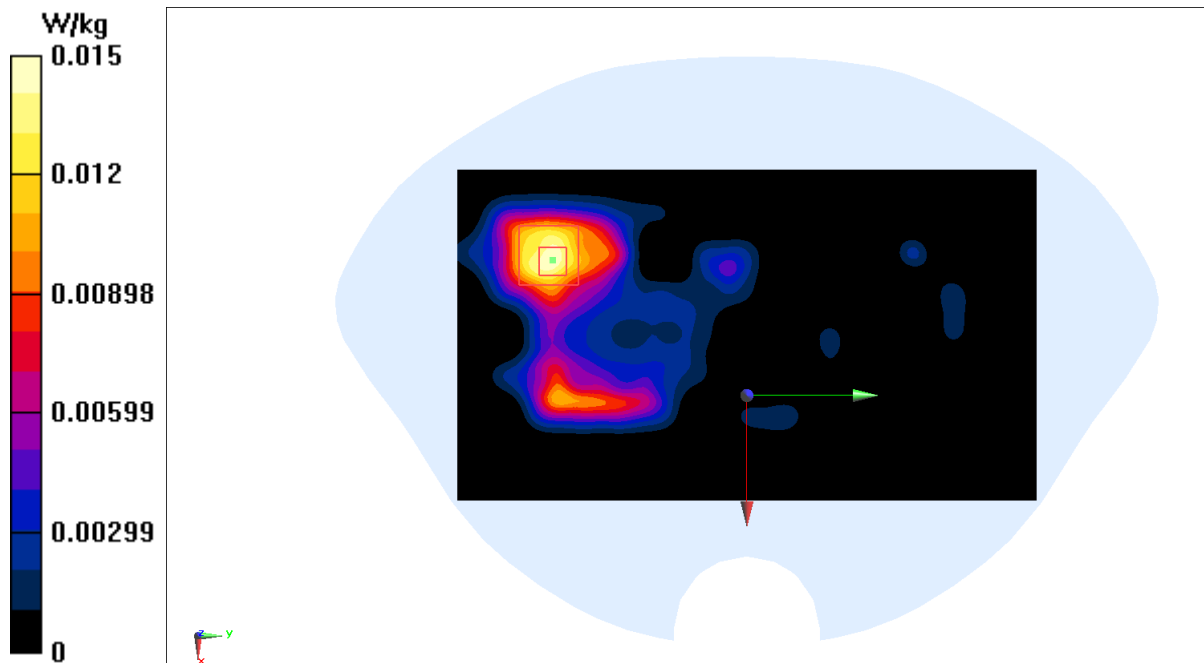
Zoom Scan (10x10x7)/Cube 0: Measurement grid: dx=5mm, dy=5mm, dz=5mm

Reference Value = 1.506 V/m; Power Drift = -0.05 dB

Peak SAR (extrapolated) = 0.0390 W/kg

SAR(1 g) = 0.00854 W/kg; SAR(10 g) = 0.00361 W/kg

Maximum value of SAR (measured) = 0.0131 W/kg



## BT Body 10mm

Date: 2025-07-15

Electronics: DAE4 Sn1745

Medium: H700-6000M

Medium parameters used (interpolated):  $f = 2402$  MHz;  $\sigma = 1.807$  S/m;  $\epsilon_r = 39.549$ ;  $\rho = 1000$  kg/m<sup>3</sup>

Ambient Temperature: 23.3°C      Liquid Temperature: 22.5°C

Communication System: Bluetooth (0) Frequency: 2402 MHz Duty Cycle: 1:1

Probe: EX3DV4 - SN7600 ConvF(7.95, 7.95, 7.95)

Area Scan (61x131x1): Interpolated grid: dx=1.200 mm, dy=1.200 mm

Maximum value of SAR (interpolated) = 0.0191 W/kg

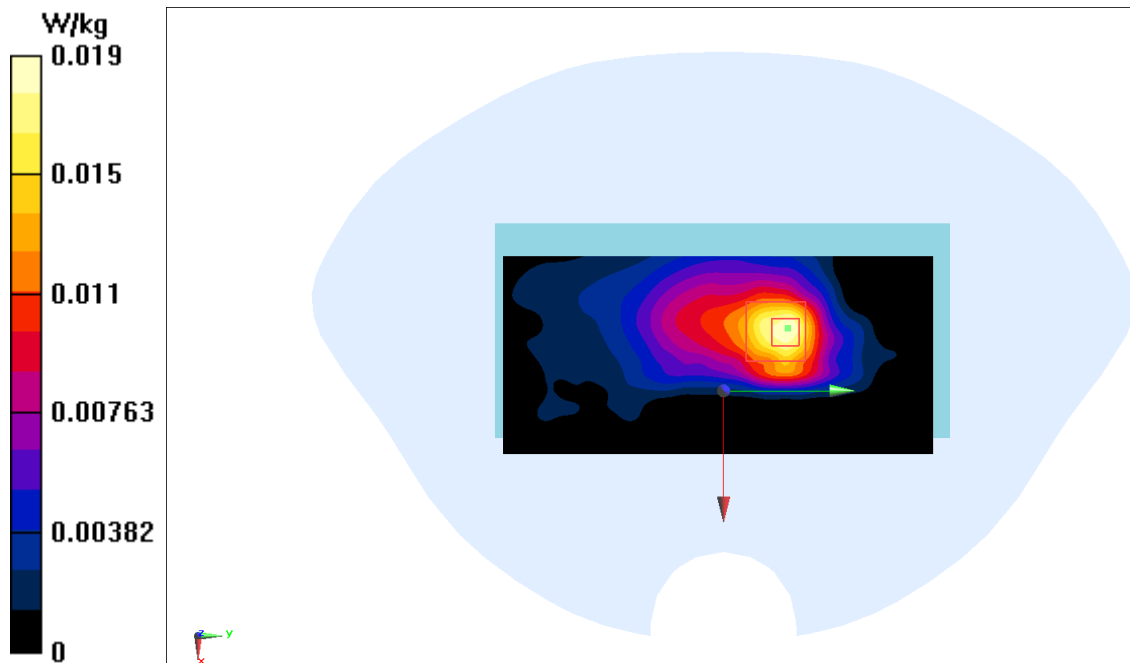
Zoom Scan (10x10x7)/Cube 0: Measurement grid: dx=5mm, dy=5mm, dz=5mm

Reference Value = 1.552 V/m; Power Drift = 0.10 dB

Peak SAR (extrapolated) = 0.0260 W/kg

SAR(1 g) = 0.012 W/kg; SAR(10 g) = 0.00534 W/kg

Maximum value of SAR (measured) = 0.0202 W/kg



## BT Body 0mm

Date: 2025-07-15

Electronics: DAE4 Sn1745

Medium: H700-6000M

Medium parameters used (interpolated):  $f = 2402$  MHz;  $\sigma = 1.807$  S/m;  $\epsilon_r = 39.549$ ;  $\rho = 1000$  kg/m<sup>3</sup>

Ambient Temperature: 23.3°C      Liquid Temperature: 22.5°C

Communication System: Bluetooth (0) Frequency: 2402 MHz Duty Cycle: 1:1

Probe: EX3DV4 - SN7600 ConvF(7.95, 7.95, 7.95)

Area Scan (61x131x1): Interpolated grid: dx=1.200 mm, dy=1.200 mm

Maximum value of SAR (interpolated) = 0.173 W/kg

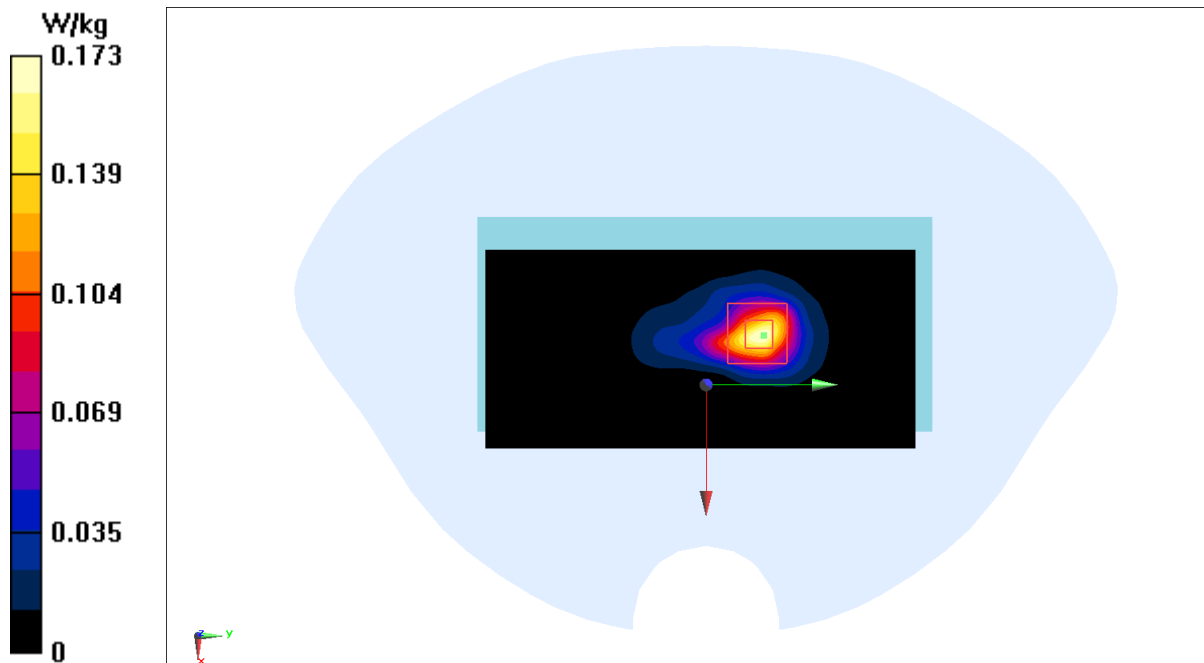
Zoom Scan (10x10x7)/Cube 0: Measurement grid: dx=5mm, dy=5mm, dz=5mm

Reference Value = 4.481 V/m; Power Drift = 0.15 dB

Peak SAR (extrapolated) = 0.213 W/kg

SAR(1 g) = 0.089 W/kg; SAR(10 g) = 0.038 W/kg

Maximum value of SAR (measured) = 0.162 W/kg



## RFID Head

Date: 2025-07-22

Electronics: DAE4 Sn1745

Medium: H700-6000M

Medium parameters used:  $f = 915$  MHz;  $\sigma = 0.955$  S/m;  $\epsilon_r = 42.617$ ;  $\rho = 1000$  kg/m<sup>3</sup>

Ambient Temperature: 23.3°C      Liquid Temperature: 22.5°C

Communication System: RFID Frequency: 914.75 MHz Duty Cycle: 1:1

Probe: EX3DV4 - SN7600 ConvF(10.38, 10.38, 10.38)

Area Scan (81x121x1): Interpolated grid:  $dx=1.500$  mm,  $dy=1.500$  mm

Maximum value of SAR (interpolated) = 0.222 W/kg


Zoom Scan (7x5x7)/Cube 0: Measurement grid:  $dx=8$ mm,  $dy=8$ mm,  $dz=5$ mm

Reference Value = 0.2810 V/m; Power Drift = 0.15 dB

Peak SAR (extrapolated) = 0.119 W/kg

SAR(1 g) = 0.041 W/kg; SAR(10 g) = 0.018 W/kg

Maximum value of SAR (measured) = 0.0932 W/kg





## RFID Body 10mm

Date: 2025-07-22

Electronics: DAE4 Sn1745

Medium: H700-6000M

Medium parameters used:  $f = 915$  MHz;  $\sigma = 0.955$  S/m;  $\epsilon_r = 42.617$ ;  $\rho = 1000$  kg/m<sup>3</sup>

Ambient Temperature: 23.3°C      Liquid Temperature: 22.5°C

Communication System: RFID Frequency: 914.75 MHz Duty Cycle: 1:1

Probe: EX3DV4 - SN7600 ConvF(10.38, 10.38, 10.38)

Area Scan (81x141x1): Interpolated grid: dx=1.500 mm, dy=1.500 mm

Maximum value of SAR (interpolated) = 1.93 W/kg

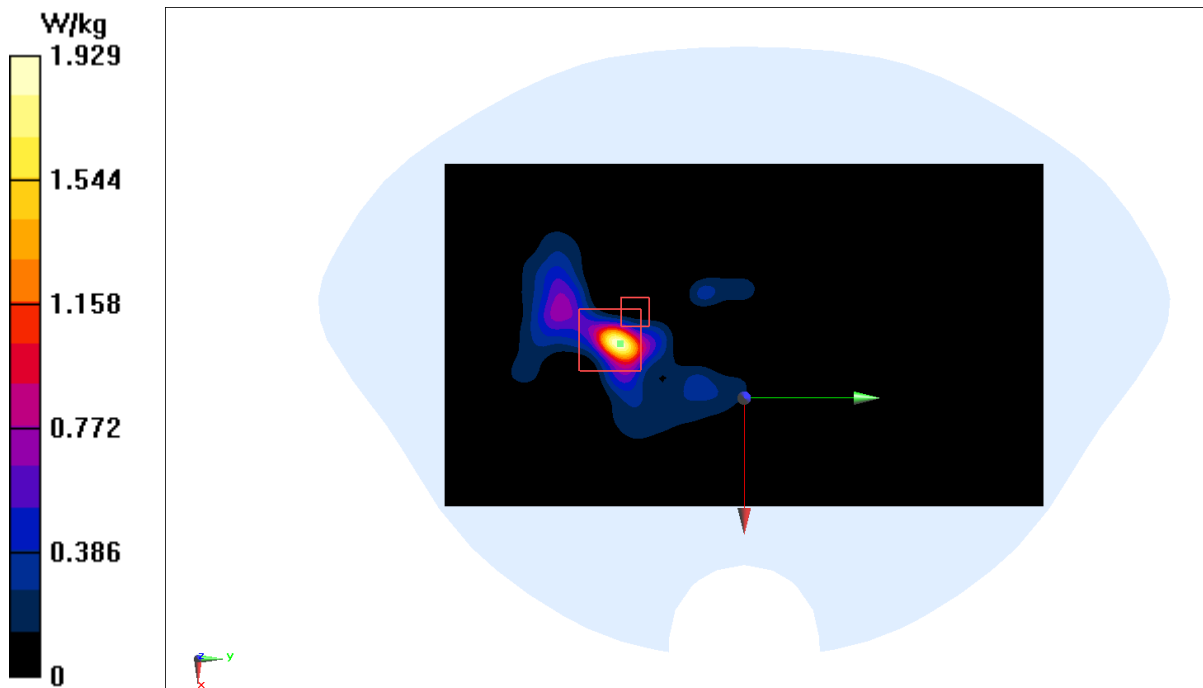
Zoom Scan (7x7x7)/Cube 0: Measurement grid: dx=8mm, dy=8mm, dz=5mm

Reference Value = 12.98 V/m; Power Drift = 0.09 dB

Peak SAR (extrapolated) = 2.33 W/kg

SAR(1 g) = 0.393 W/kg; SAR(10 g) = 0.204 W/kg

Maximum value of SAR (measured) = 1.62 W/kg



## RFID Body 0mm

Date: 2025-07-22

Electronics: DAE4 Sn1745

Medium: H700-6000M

Medium parameters used:  $f = 915 \text{ MHz}$ ;  $\sigma = 0.955 \text{ S/m}$ ;  $\epsilon_r = 42.617$ ;  $\rho = 1000 \text{ kg/m}^3$

Ambient Temperature:  $23.3^\circ\text{C}$       Liquid Temperature:  $22.5^\circ\text{C}$

Communication System: RFID Frequency:  $914.75 \text{ MHz}$  Duty Cycle: 1:1

Probe: EX3DV4 - SN7600 ConvF(10.38, 10.38, 10.38)

Area Scan (81x141x1): Interpolated grid:  $dx=1.500 \text{ mm}$ ,  $dy=1.500 \text{ mm}$

Maximum value of SAR (interpolated) =  $3.74 \text{ W/kg}$

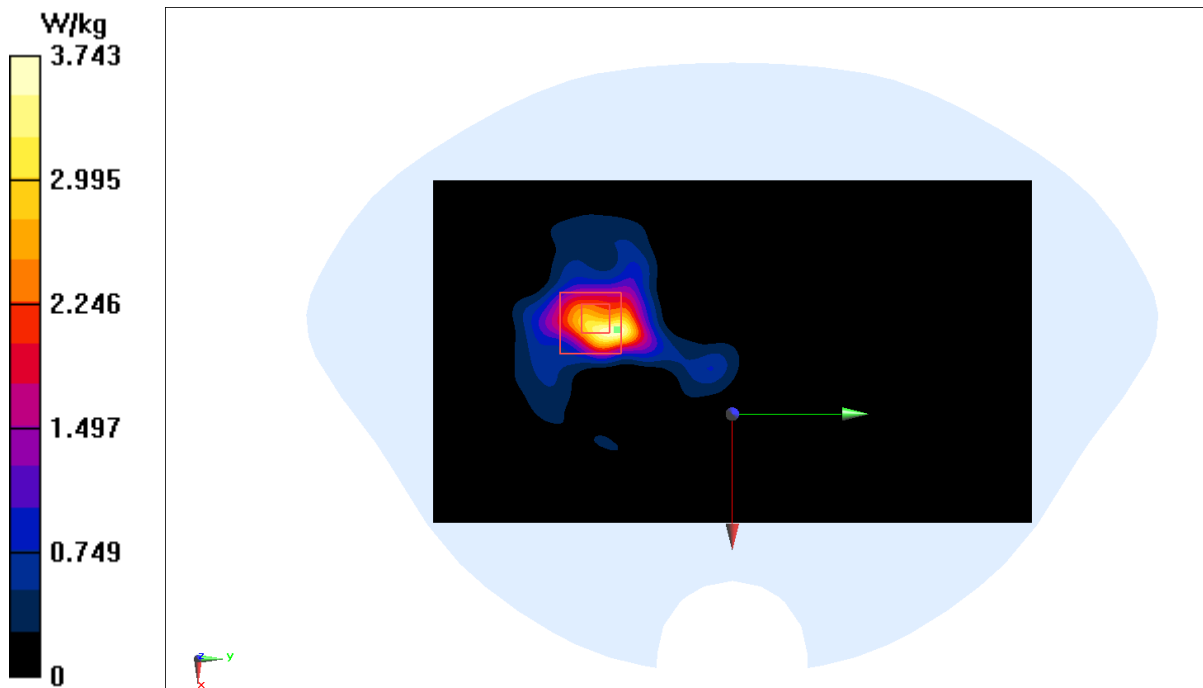
Zoom Scan (7x7x7)/Cube 0: Measurement grid:  $dx=8\text{mm}$ ,  $dy=8\text{mm}$ ,  $dz=5\text{mm}$

Reference Value =  $15.46 \text{ V/m}$ ; Power Drift =  $0.04 \text{ dB}$

Peak SAR (extrapolated) =  $4.72 \text{ W/kg}$

SAR(1 g) =  $1.3 \text{ W/kg}$ ; SAR(10 g) =  $0.415 \text{ W/kg}$

Maximum value of SAR (measured) =  $2.81 \text{ W/kg}$



## ANNEX B System Verification Results

### 750MHz

Date: 2025-07-06

Electronics: DAE4 Sn1745

Medium: H700-6000M

Medium parameters used:  $f = 750 \text{ MHz}$ ;  $\sigma = 0.882 \text{ S/m}$ ;  $\epsilon_r = 43.17$ ;  $\rho = 1000 \text{ kg/m}^3$

Ambient Temperature:  $23.3^\circ\text{C}$       Liquid Temperature:  $22.5^\circ\text{C}$

Communication System: CW (0) Frequency: 750 MHz Duty Cycle: 1:1

Probe: EX3DV4 - SN7600 ConvF(10.82, 10.82, 10.82)

Area Scan (131x61x1): Interpolated grid:  $dx=1.500 \text{ mm}$ ,  $dy=1.500 \text{ mm}$

Maximum value of SAR (interpolated) =  $2.87 \text{ W/kg}$

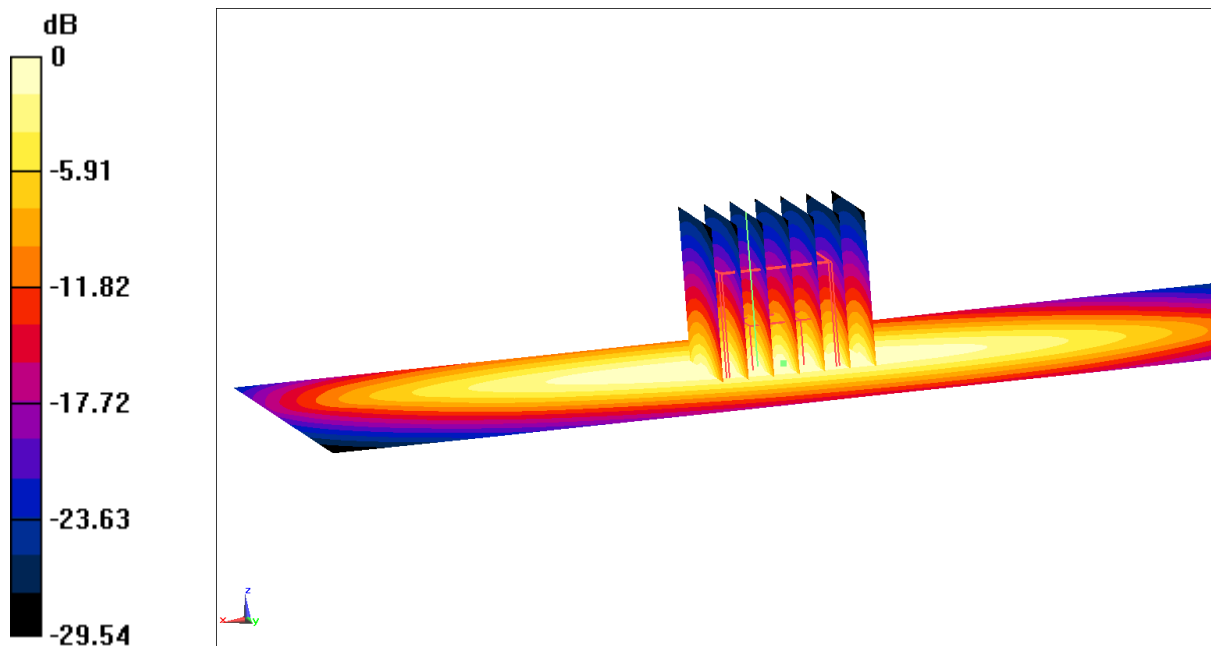
Zoom Scan (7x7x7) (7x7x7)/Cube 0: Measurement grid:  $dx=5\text{mm}$ ,  $dy=5\text{mm}$ ,  $dz=5\text{mm}$

Reference Value =  $56.53 \text{ V/m}$ ; Power Drift =  $-0.15 \text{ dB}$

Peak SAR (extrapolated) =  $3.41 \text{ W/kg}$

SAR(1 g) =  $2.16 \text{ W/kg}$ ; SAR(10 g) =  $1.43 \text{ W/kg}$

Maximum value of SAR (measured) =  $2.90 \text{ W/kg}$



0 dB =  $2.84 \text{ W/kg}$  =  $4.53 \text{ dBW/kg}$

## 835MHz

Date: 2025-07-04

Electronics: DAE4 Sn1745

Medium: H700-6000M

Medium parameters used:  $f = 835 \text{ MHz}$ ;  $\sigma = 0.886 \text{ S/m}$ ;  $\epsilon_r = 42.88$ ;  $\rho = 1000 \text{ kg/m}^3$

Ambient Temperature:  $23.3^\circ\text{C}$       Liquid Temperature:  $22.5^\circ\text{C}$

Communication System: CW (0) Frequency: 835 MHz Duty Cycle: 1:1

Probe: EX3DV4 - SN7600 ConvF(10.82, 10.82, 10.82)

Area Scan (131x61x1): Interpolated grid:  $dx=1.500 \text{ mm}$ ,  $dy=1.500 \text{ mm}$

Maximum value of SAR (interpolated) =  $3.28 \text{ W/kg}$

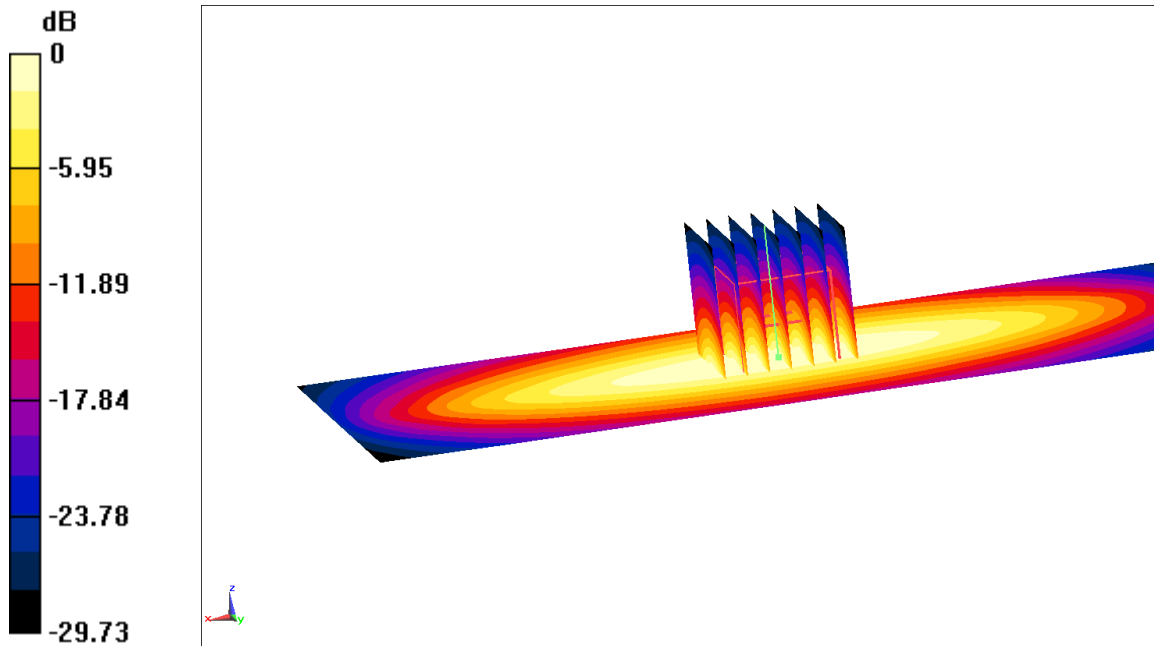
Zoom Scan (7x7x7) (7x7x7)/Cube 0: Measurement grid:  $dx=5\text{mm}$ ,  $dy=5\text{mm}$ ,  $dz=5\text{mm}$

Reference Value =  $52.41 \text{ V/m}$ ; Power Drift =  $0.09 \text{ dB}$

Peak SAR (extrapolated) =  $3.88 \text{ W/kg}$

SAR(1 g) =  $2.43 \text{ W/kg}$ ; SAR(10 g) =  $1.59 \text{ W/kg}$

Maximum value of SAR (measured) =  $3.33 \text{ W/kg}$



0 dB =  $3.26 \text{ W/kg}$  =  $5.13 \text{ dBW/kg}$

## 900MHz

Date: 2025-07-22

Electronics: DAE4 Sn1745

Medium: H700-6000M

Medium parameters used:  $f = 900$  MHz;  $\sigma = 0.949$  S/m;  $\epsilon_r = 42.67$ ;  $\rho = 1000$  kg/m<sup>3</sup>

Ambient Temperature: 23.3°C      Liquid Temperature: 22.5°C

Communication System: CW (0) Frequency: 900 MHz Duty Cycle: 1:1

Probe: EX3DV4 - SN7600 ConvF(10.38, 10.38, 10.38)

Area Scan (131x61x1): Interpolated grid: dx=1.500 mm, dy=1.500 mm

Maximum value of SAR (interpolated) = 3.67 W/kg

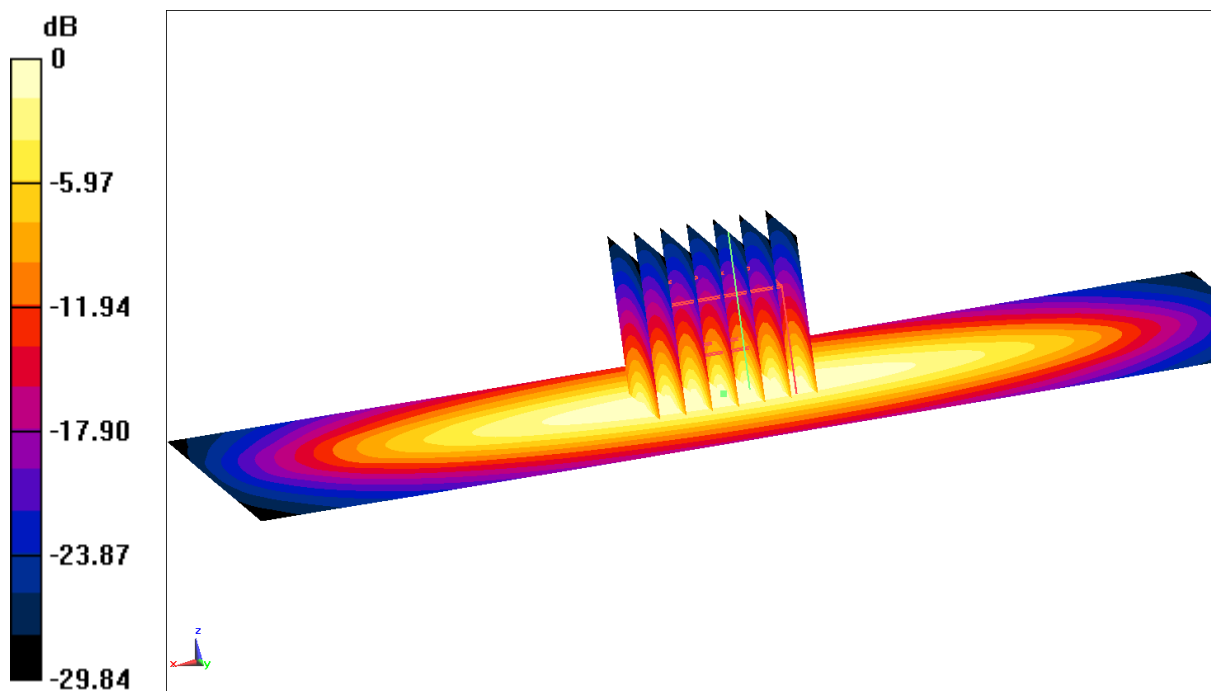
Zoom Scan (7x7x7) (7x7x7)/Cube 0: Measurement grid: dx=5mm, dy=5mm, dz=5mm

Reference Value = 59.66 V/m; Power Drift = -0.15 dB

Peak SAR (extrapolated) = 4.23 W/kg

SAR(1 g) = 2.68 W/kg; SAR(10 g) = 1.74 W/kg

Maximum value of SAR (measured) = 3.64 W/kg



$$0 \text{ dB} = 3.65 \text{ W/kg} = 5.62 \text{ dBW/kg}$$

## 1750MHz

Date: 2025-07-23

Electronics: DAE4 Sn1745

Medium: H700-6000M

Medium parameters used:  $f = 1750$  MHz;  $\sigma = 1.35$  S/m;  $\epsilon_r = 40.65$ ;  $\rho = 1000$  kg/m<sup>3</sup>

Ambient Temperature: 23.3°C      Liquid Temperature: 22.5°C

Communication System: CW (0) Frequency: 1750 MHz Duty Cycle: 1:1

Probe: EX3DV4 - SN7600 ConvF(8.95, 8.95, 8.95)

Area Scan (61x61x1): Interpolated grid:  $dx=1.500$  mm,  $dy=1.500$  mm

Maximum value of SAR (interpolated) = 13.7 W/kg

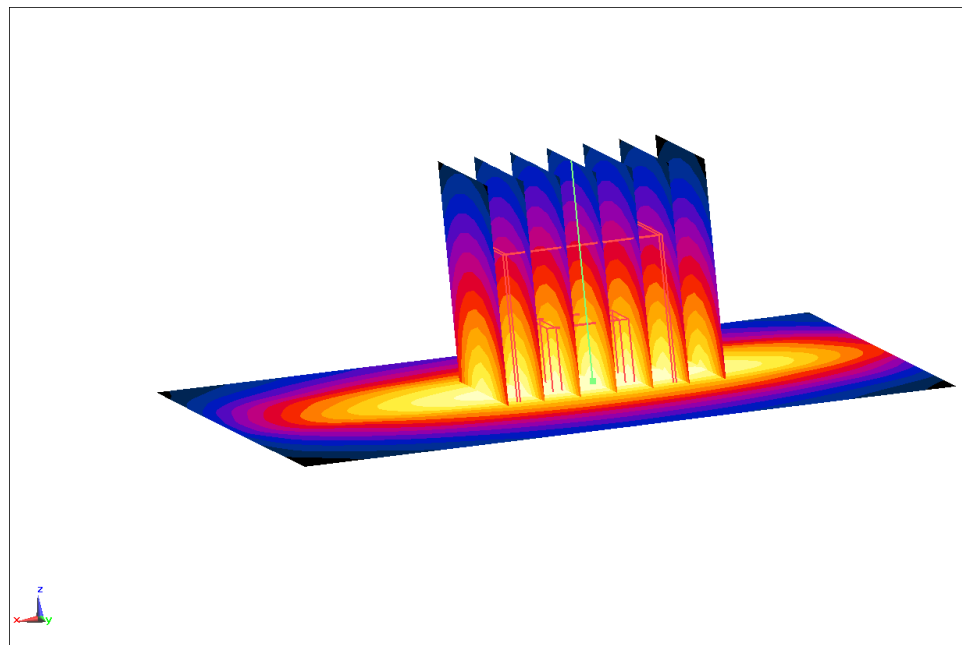
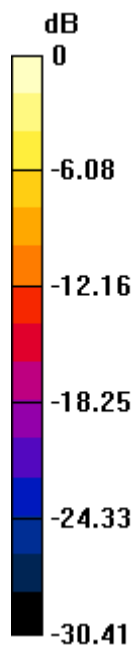
Zoom Scan (7x7x7) (7x7x7)/Cube 0: Measurement grid:  $dx=5$ mm,  $dy=5$ mm,  $dz=5$ mm

Reference Value = 94.71 V/m; Power Drift = -0.09 dB

Peak SAR (extrapolated) = 16.7 W/kg

SAR(1 g) = 9.11 W/kg; SAR(10 g) = 4.87 W/kg

Maximum value of SAR (measured) = 14.0 W/kg



0 dB = 13.7 W/kg = 11.37 dBW/kg

## 1900MHz

Date: 2025-07-09

Electronics: DAE4 Sn1745

Medium: H700-6000M

Medium parameters used:  $f = 1900$  MHz;  $\sigma = 1.449$  S/m;  $\epsilon_r = 40.45$ ;  $\rho = 1000$  kg/m<sup>3</sup>

Ambient Temperature: 23.3°C      Liquid Temperature: 22.5°C

Communication System: CW (0) Frequency: 1900 MHz Duty Cycle: 1:1

Probe: EX3DV4 - SN7600 ConvF(8.6, 8.6, 8.6)

Area Scan (61x61x1): Interpolated grid:  $dx=1.500$  mm,  $dy=1.500$  mm

Maximum value of SAR (interpolated) = 15.9 W/kg

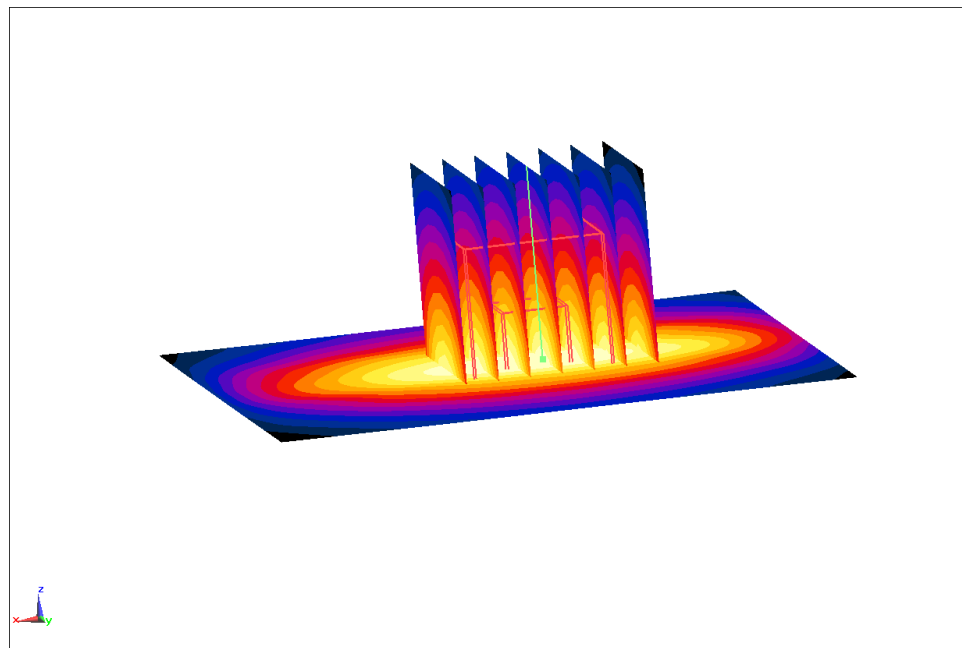
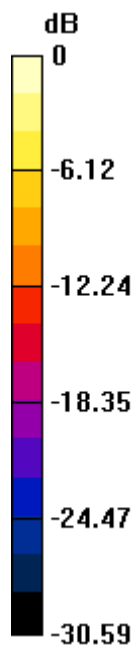
Zoom Scan (7x7x7) (7x7x7)/Cube 0: Measurement grid:  $dx=5$ mm,  $dy=5$ mm,  $dz=5$ mm

Reference Value = 97.94 V/m; Power Drift = 0.12 dB

Peak SAR (extrapolated) = 19.4 W/kg

SAR(1 g) = 10.3 W/kg; SAR(10 g) = 5.27 W/kg

Maximum value of SAR (measured) = 16.2 W/kg



0 dB = 16.0 W/kg = 12.04 dBW/kg

## 2300MHz

Date: 2025-07-24

Electronics: DAE4 Sn1745

Medium: H700-6000M

Medium parameters used:  $f = 2300$  MHz;  $\sigma = 1.691$  S/m;  $\epsilon_r = 39.69$ ;  $\rho = 1000$  kg/m<sup>3</sup>

Ambient Temperature: 23.3°C      Liquid Temperature: 22.5°C

Communication System: CW (0) Frequency: 2300 MHz Duty Cycle: 1:1

Probe: EX3DV4 - SN7600 ConvF(8.25, 8.25, 8.25)

Area Scan (61x61x1): Interpolated grid:  $dx=1.200$  mm,  $dy=1.200$  mm

Maximum value of SAR (interpolated) = 19.0 W/kg

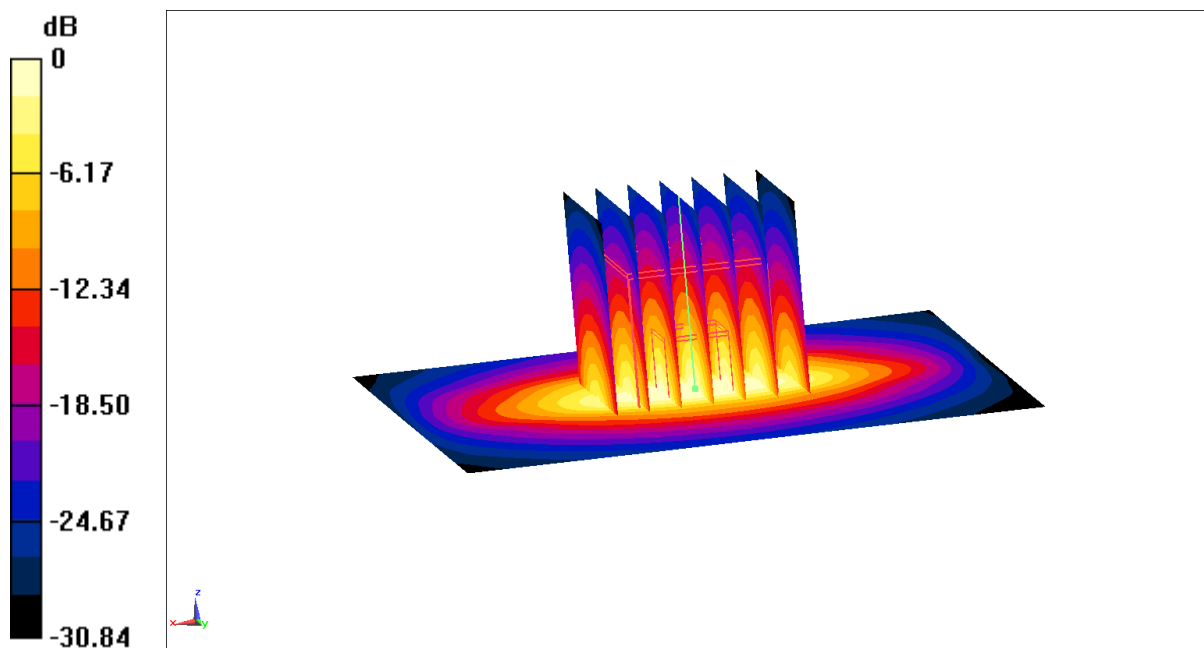
Zoom Scan (7x7x7) (7x7x7)/Cube 0: Measurement grid:  $dx=5$ mm,  $dy=5$ mm,  $dz=5$ mm

Reference Value = 99.92 V/m; Power Drift = -0.07 dB

Peak SAR (extrapolated) = 23.6 W/kg

SAR(1 g) = 12.3 W/kg; SAR(10 g) = 5.83 W/kg

Maximum value of SAR (measured) = 19.9 W/kg



0 dB = 19.1 W/kg = 12.81 dBW/kg



## 2450MHz

Date: 2025-07-15

Electronics: DAE4 Sn1745

Medium: H700-6000M

Medium parameters used:  $f = 2450$  MHz;  $\sigma = 1.847$  S/m;  $\epsilon_r = 39.47$ ;  $\rho = 1000$  kg/m<sup>3</sup>

Ambient Temperature: 23.3°C      Liquid Temperature: 22.5°C

Communication System: CW (0) Frequency: 2450 MHz Duty Cycle: 1:1

Probe: EX3DV4 - SN7600 ConvF(7.95, 7.95, 7.95)

Area Scan (61x61x1): Interpolated grid:  $dx=1.500$  mm,  $dy=1.500$  mm

Maximum value of SAR (interpolated) = 21.0 W/kg

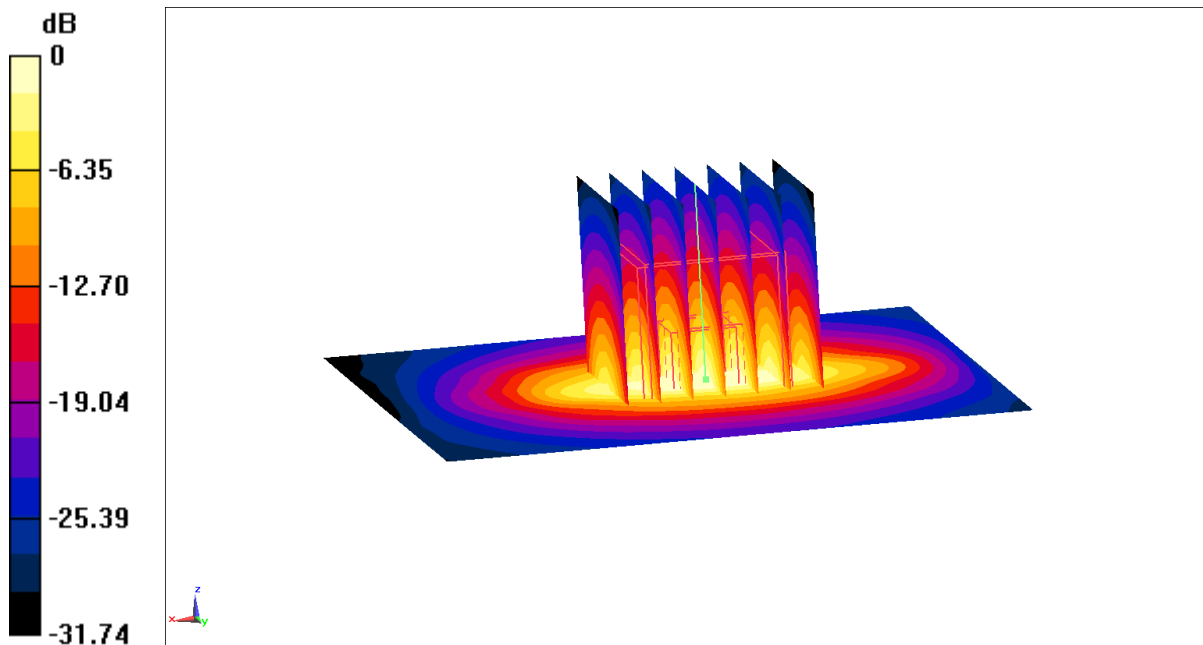
Zoom Scan (7x7x7) (7x7x7)/Cube 0: Measurement grid:  $dx=5$ mm,  $dy=5$ mm,  $dz=5$ mm

Reference Value = 105.4 V/m; Power Drift = 0.03 dB

Peak SAR (extrapolated) = 25.8 W/kg

SAR(1 g) = 13.0 W/kg; SAR(10 g) = 6.04 W/kg

Maximum value of SAR (measured) = 21.5 W/kg



0 dB = 21.1 W/kg = 13.24 dBW/kg

## 2600MHz

Date: 2025-07-14

Electronics: DAE4 Sn1745

Medium: H700-6000M

Medium parameters used:  $f = 2600$  MHz;  $\sigma = 1.971$  S/m;  $\epsilon_r = 39.22$ ;  $\rho = 1000$  kg/m<sup>3</sup>

Ambient Temperature: 23.3°C      Liquid Temperature: 22.5°C

Communication System: CW (0) Frequency: 2600 MHz Duty Cycle: 1:1

Probe: EX3DV4 - SN7600 ConvF(7.8, 7.8, 7.8)

Area Scan (61x61x1): Interpolated grid:  $dx=1.500$  mm,  $dy=1.500$  mm

Maximum value of SAR (interpolated) = 22.4 W/kg

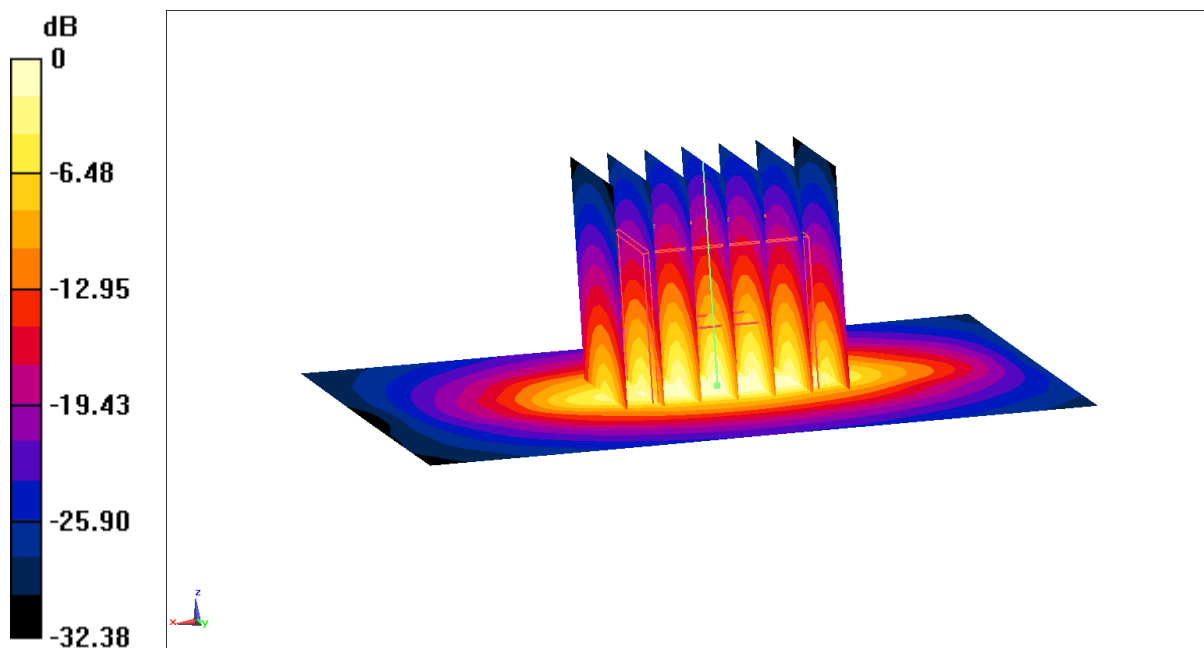
Zoom Scan (7x7x7) (7x7x7)/Cube 0: Measurement grid:  $dx=5$ mm,  $dy=5$ mm,  $dz=5$ mm

Reference Value = 101.6 V/m; Power Drift = 0.15 dB

Peak SAR (extrapolated) = 29.7 W/kg

SAR(1 g) = 13.7 W/kg; SAR(10 g) = 6.04 W/kg

Maximum value of SAR (measured) = 23.9 W/kg



0 dB = 22.5 W/kg = 13.52 dBW/kg

## 5250MHz

Date: 2025-07-16

Electronics: DAE4 Sn1745

Medium: H700-6000M

Medium parameters used:  $f = 5250$  MHz;  $\sigma = 4.645$  S/m;  $\epsilon_r = 35.87$ ;  $\rho = 1000$  kg/m<sup>3</sup>

Ambient Temperature: 23.3°C      Liquid Temperature: 22.5°C

Communication System: CW (0) Frequency: 5250 MHz Duty Cycle: 1:1

Probe: EX3DV4 - SN7600 ConvF(5.64, 5.64, 5.64)

Area Scan (91x91x1): Interpolated grid:  $dx=1.000$  mm,  $dy=1.000$  mm

Maximum value of SAR (interpolated) = 19.4 W/kg

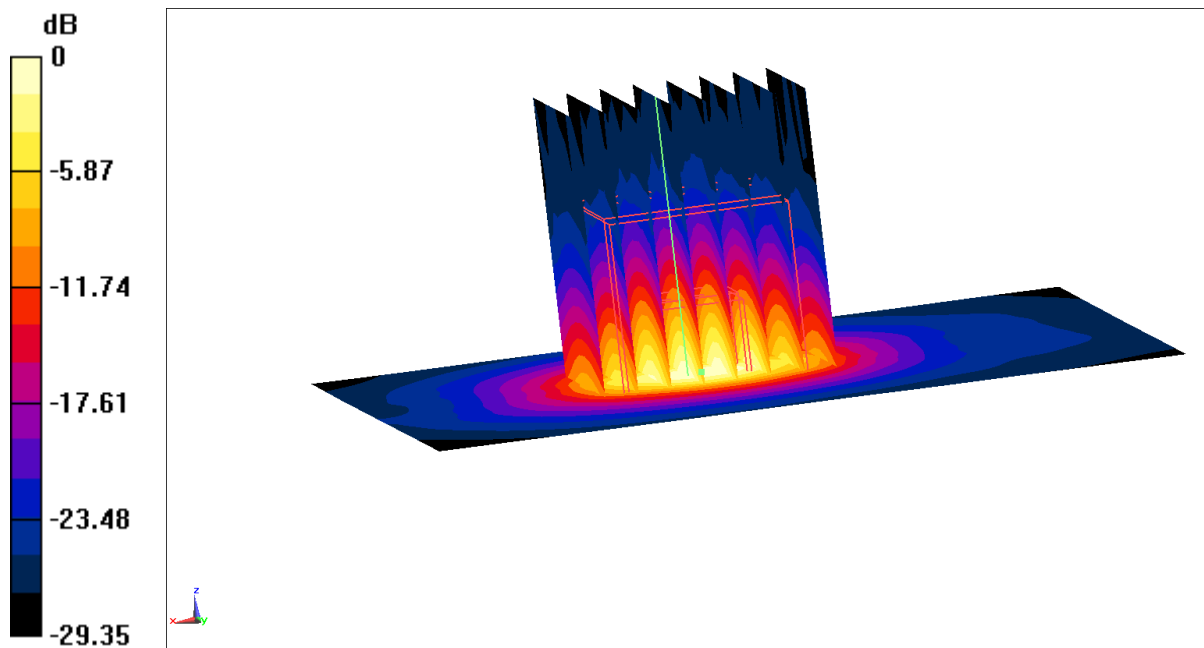
Zoom Scan (4x4x1.4mm, graded),  $dist=1.4$ mm (8x8x8)/Cube 0: Measurement grid:  $dx=4$ mm,  $dy=4$ mm,  $dz=1.4$ mm

Reference Value = 56.95 V/m; Power Drift = -0.11 dB

Peak SAR (extrapolated) = 31.3 W/kg

SAR(1 g) = 7.79 W/kg; SAR(10 g) = 2.22 W/kg

Maximum value of SAR (measured) = 18.6 W/kg



0 dB = 19.4 W/kg = 12.88 dBW/kg

## 5600MHz

Date: 2025-07-16

Electronics: DAE4 Sn1745

Medium: H700-6000M

Medium parameters used:  $f = 5600$  MHz;  $\sigma = 5.024$  S/m;  $\epsilon_r = 35.23$ ;  $\rho = 1000$  kg/m<sup>3</sup>

Ambient Temperature: 23.3°C      Liquid Temperature: 22.5°C

Communication System: CW (0) Frequency: 5600 MHz Duty Cycle: 1:1

Probe: EX3DV4 - SN7600 ConvF(5.05, 5.05, 5.05)

Area Scan (91x91x1): Interpolated grid:  $dx=1.000$  mm,  $dy=1.000$  mm

Maximum value of SAR (interpolated) = 21.1 W/kg

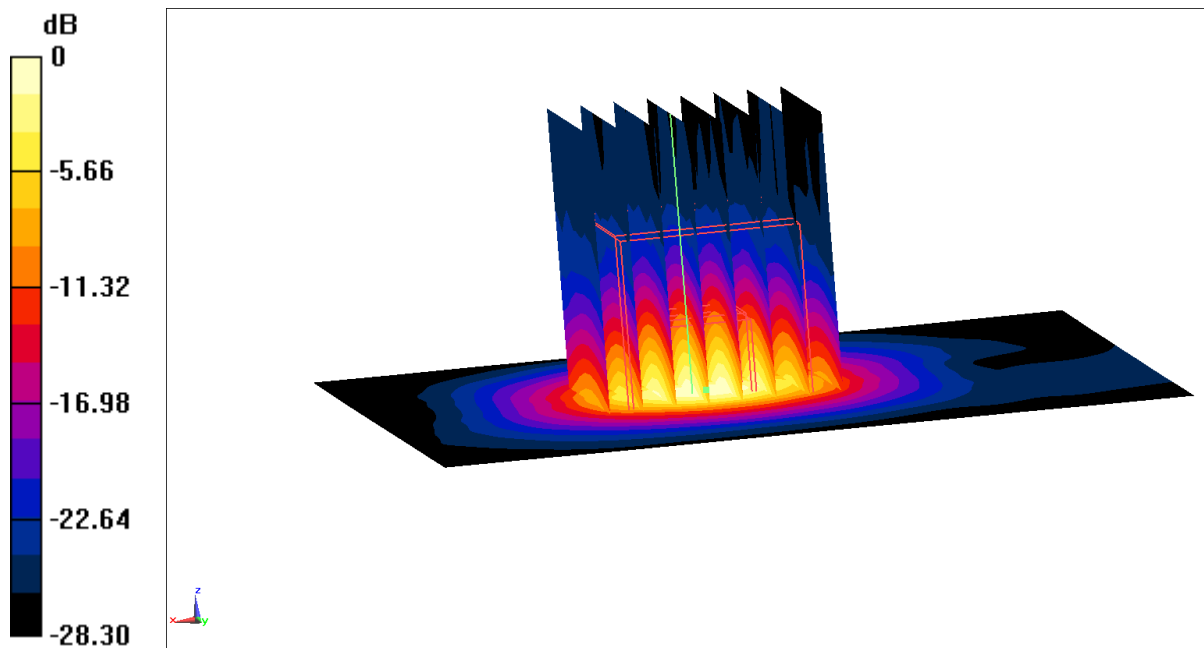
Zoom Scan (4x4x1.4mm, graded),  $dist=1.4$ mm (8x8x8)/Cube 0: Measurement grid:  $dx=4$ mm,  $dy=4$ mm,  $dz=1.4$ mm

Reference Value = 56.81 V/m; Power Drift = -0.11 dB

Peak SAR (extrapolated) = 36.0 W/kg

SAR(1 g) = 8.16 W/kg; SAR(10 g) = 2.33 W/kg

Maximum value of SAR (measured) = 19.9 W/kg



0 dB = 21.1 W/kg = 13.24 dBW/kg

## 5750MHz

Date: 2025-07-16

Electronics: DAE4 Sn1745

Medium: H700-6000M

Medium parameters used:  $f = 5750$  MHz;  $\sigma = 5.19$  S/m;  $\epsilon_r = 34.98$ ;  $\rho = 1000$  kg/m<sup>3</sup>

Ambient Temperature: 23.3°C      Liquid Temperature: 22.5°C

Communication System: CW (0) Frequency: 5750 MHz Duty Cycle: 1:1

Probe: EX3DV4 - SN7600 ConvF(5.16, 5.16, 5.16)

Area Scan (91x91x1): Interpolated grid:  $dx=1.000$  mm,  $dy=1.000$  mm

Maximum value of SAR (interpolated) = 20.1 W/kg

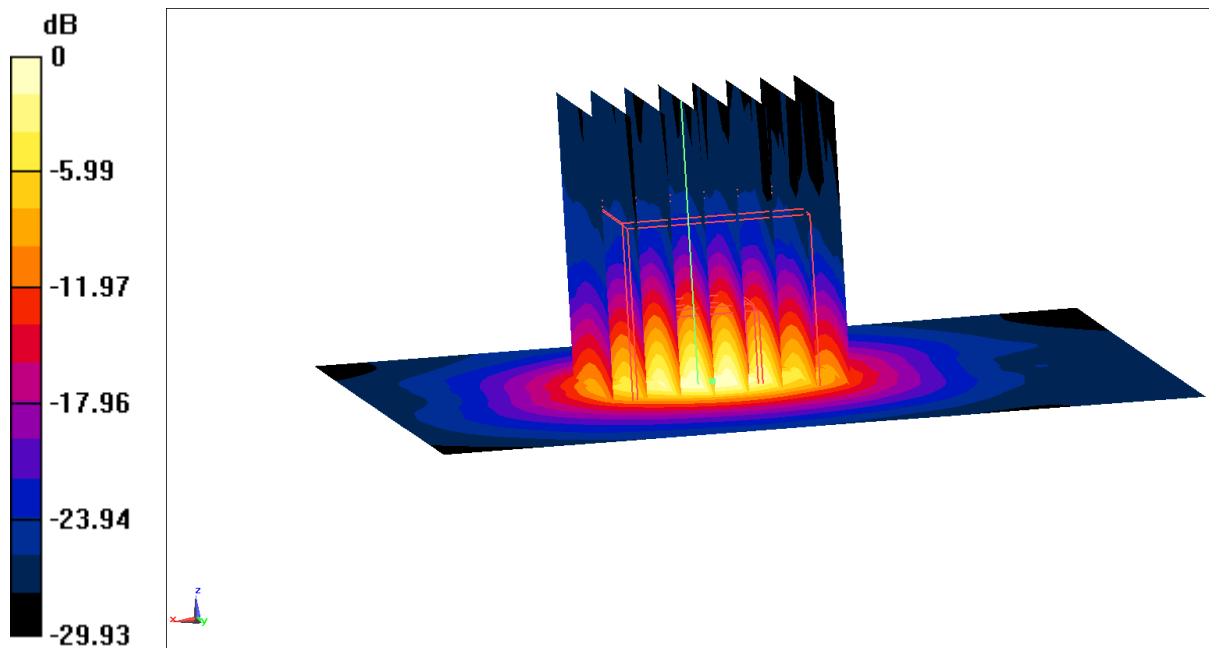
Zoom Scan (4x4x1.4mm, graded),  $dist=1.4$ mm (8x8x8)/Cube 0: Measurement grid:  $dx=4$ mm,  $dy=4$ mm,  $dz=1.4$ mm

Reference Value = 55.14 V/m; Power Drift = -0.15 dB

Peak SAR (extrapolated) = 35.2 W/kg

SAR(1 g) = 7.79 W/kg; SAR(10 g) = 2.21 W/kg

Maximum value of SAR (measured) = 19.3 W/kg

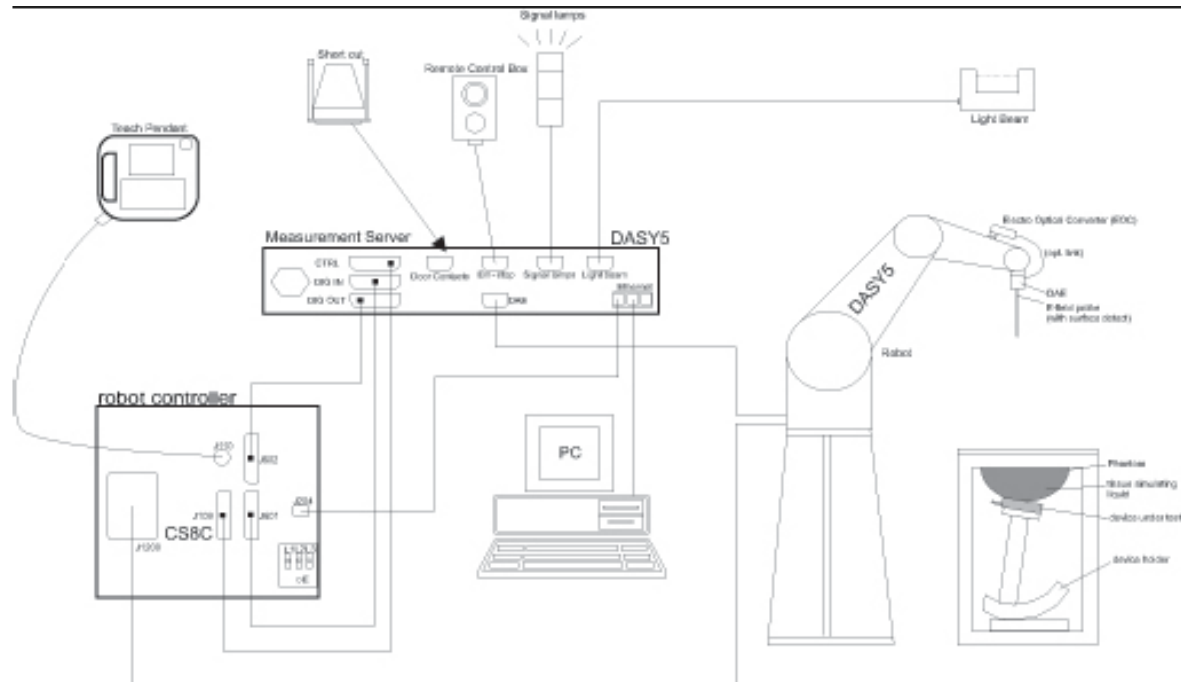


0 dB = 20.1 W/kg = 13.03 dBW/kg

## ANNEX C SAR Measurement Setup

### C.1 Measurement Set-up

The Dasy5 or DASY8 system for performing compliance tests is illustrated above graphically. This system consists of the following items:



**Picture C.1 SAR Lab Test Measurement Set-up**

- A standard high precision 6-axis robot (Stäubli TX=RX family) with controller, teach pendant and software. An arm extension for accommodating the data acquisition electronics (DAE).
- An isotropic field probe optimized and calibrated for the targeted measurement.
- A data acquisition electronics (DAE) which performs the signal amplification, signal multiplexing, AD-conversion, offset measurements, mechanical surface detection, collision detection, etc. The unit is battery powered with standard or rechargeable batteries. The signal is optically transmitted to the EOC.
- The Electro-optical converter (EOC) performs the conversion from optical to electrical signals for the digital communication to the DAE. To use optical surface detection, a special version of the EOC is required. The EOC signal is transmitted to the measurement server.
- The function of the measurement server is to perform the time critical tasks such as signal filtering, control of the robot operation and fast movement interrupts.
- The Light Beam used is for probe alignment. This improves the (absolute) accuracy of the probe positioning.
- A computer running Win10 and the DASY5 or DASY8 software.
- Remote control and teach pendant as well as additional circuitry for robot safety such as
- warning lamps, etc.
- The phantom, the device holder and other accessories according to the targeted measurement.

## C.2 DASY5 or DASY8 E-field Probe System

The SAR measurements were conducted with the dosimetric probe designed in the classical triangular configuration and optimized for dosimetric evaluation. The probe is constructed using the thick film technique; with printed resistive lines on ceramic substrates. The probe is equipped with an optical multifiber line ending at the front of the probe tip. It is connected to the EOC box on the robot arm and provides an automatic detection of the phantom surface. Half of the fibers are connected to a pulsed infrared transmitter, the other half to a synchronized receiver. As the probe approaches the surface, the reflection from the surface produces a coupling from the transmitting to the receiving fibers. This reflection increases first during the approach, reaches maximum and then decreases. If the probe is flatly touching the surface, the coupling is zero. The distance of the coupling maximum to the surface is independent of the surface reflectivity and largely independent of the surface to probe angle. The DASY5 or DASY8 software reads the reflection during a software approach and looks for the maximum using 2<sup>nd</sup> curve fitting. The approach is stopped at reaching the maximum.

### Probe Specifications:

**Model:** EX3DV4  
**Frequency** 10MHz — 6.0GHz(EX3DV4)  
**Range:**  
**Calibration:** In head and body simulating tissue at  
Frequencies from 835 up to 5800MHz  
**Linearity:**  $\pm 0.2$  dB(30 MHz to 6 GHz) for EX3DV4

**Dynamic Range:** 10 mW/kg — 100W/kg

**Probe Length:** 330 mm

### Probe Tip

**Length:** 20 mm

**Body Diameter:** 12 mm

**Tip Diameter:** 2.5 mm

**Tip-Center:** 1 mm

**Application:** SAR Dosimetry Testing  
Compliance tests of mobile phones  
Dosimetry in strong gradient fields



Picture C.2 Near-field Probe



Picture C.3 E-field Probe

### C.3 E-field Probe Calibration

Each E-Probe/Probe Amplifier combination has unique calibration parameters. A TEM cell calibration procedure is conducted to determine the proper amplifier settings to enter in the probe parameters. The amplifier settings are determined for a given frequency by subjecting the probe to a known E-field density (1 mW/cm<sup>2</sup>) using an RF Signal generator, TEM cell, and RF Power Meter.

The free space E-field from amplified probe outputs is determined in a test chamber. This calibration can be performed in a TEM cell if the frequency is below 1 GHz and in a waveguide or other methodologies above 1 GHz for free space. For the free space calibration, the probe is placed in the volumetric center of the cavity and at the proper orientation with the field. The probe is then rotated 360 degrees until the three channels show the maximum reading. The power density readings equate to 1 mW/cm<sup>2</sup>.

E-field temperature correlation calibration is performed in a flat phantom filled with the appropriate simulated brain tissue. The E-field in the medium correlates with the temperature rise in the dielectric medium. For temperature correlation calibration a RF transparent thermistor-based temperature probe is used in conjunction with the E-field probe.

$$SAR = C \frac{\Delta T}{\Delta t}$$

Where:

$\Delta t$  = Exposure time (30 seconds),

C = Heat capacity of tissue (brain or muscle),

$\Delta T$  = Temperature increase due to RF exposure.

$$SAR = \frac{|E|^2 \cdot \sigma}{\rho}$$

Where:

$\sigma$  = Simulated tissue conductivity,

$\rho$  = Tissue density (kg/m<sup>3</sup>).




## C.4 Other Test Equipment

### C.4.1 Data Acquisition Electronics(DAE)

The data acquisition electronics consist of a highly sensitive electrometer-grade preamplifier with auto-zeroing, a channel and gain-switching multiplexer, a fast 16 bit AD-converter and a command decoder with a control logic unit. Transmission to the measurement server is accomplished through an optical downlink for data and status information, as well as an optical uplink for commands and the clock.

The mechanical probe mounting device includes two different sensor systems for frontal and sideways probe contacts. They are used for mechanical surface detection and probe collision detection.

The input impedance of the DAE is 200 MOhm; the inputs are symmetrical and floating. Common mode rejection is above 80 dB.



Picture C.4: DAE

### C.4.2 Robot

The SPEAG DASY system uses the high precision robots (DASY5: RX160L; DASY8: TX2-90XL spe) type from Stäubli SA (France). For the 6-axis controller system, the robot controller version from Stäubli is used. The Stäubli robot series have many features that are important for our application:

- High precision (repeatability 0.02mm)
- High reliability (industrial design)
- Low maintenance costs (virtually maintenance free due to direct drive gears; no belt drives)
- Jerk-free straight movements (brushless synchron motors; no stepper motors)
- Low ELF interference (motor control fields shielded via the closed metallic construction shields)



Picture C.5 DASY 5



Picture C.6 DASY 8


### C.4.3 Measurement Server

The Measurement server is based on a PC/104 CPU board with CPU (DASY5/DASY8: 400 MHz, Intel Celeron), chipdisk (DASY5/DASY8: 128MB), RAM (DASY5/DASY8: 128MB). The necessary circuits for communication with the DAE electronic box, as well as the 16 bit AD converter system for optical detection and digital I/O interface are contained on the DASY I/O board, which is directly connected to the PC/104 bus of the CPU board.

The measurement server performs all real-time data evaluation of field measurements and surface detection, controls robot movements and handles safety operation. The PC operating system cannot interfere with these time critical processes. All connections are supervised by a watchdog, and disconnection of any of the cables to the measurement server will automatically disarm the robot and disable all program-controlled robot movements. Furthermore, the measurement server is equipped with an expansion port which is reserved for future applications. Please note that this expansion port does not have a standardized pinout, and therefore only devices provided by SPEAG can be connected. Devices from any other supplier could seriously damage the measurement server.



Picture C.7 Server for DASY 5



Picture C.8 Server for DASY 8

#### C.4.4 Device Holder for Phantom

The SAR in the phantom is approximately inversely proportional to the square of the distance between the source and the liquid surface. For a source at 5mm distance, a positioning uncertainty of  $\pm 0.5\text{mm}$  would produce a SAR uncertainty of  $\pm 20\%$ . Accurate device positioning is therefore crucial for accurate and repeatable measurements. The positions in which the devices must be measured are defined by the standards.

The DASY device holder is designed to cope with the different positions given in the standard. It has two scales for device rotation (with respect to the body axis) and device inclination (with respect to the line between the ear reference points). The rotation centers for both scales are the ear reference point (ERP). Thus the device needs no repositioning when changing the angles.

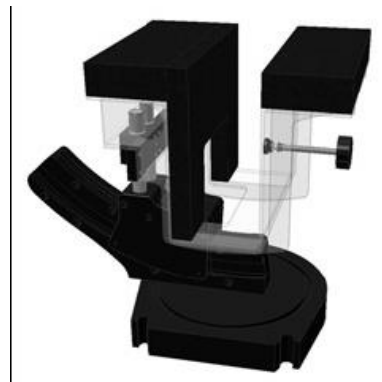
The DASY device holder is constructed of low-loss POM material having the following dielectric parameters: relative permittivity  $\epsilon = 3$  and loss tangent  $\delta = 0.02$ . The amount of dielectric material has been reduced in the closest vicinity of the device, since measurements have suggested that the influence of the clamp on the test results could thus be lowered.

<Laptop Extension Kit>

The extension is lightweight and made of POM, acrylic glass and foam. It fits easily on the upper part of the Mounting Device in place of the phone positioner. The extension is fully compatible with the Twin-SAM and ELI phantoms.



Picture C.9: Device Holder



Picture C.10: Laptop Extension Kit

### C.4.5 Phantom


The SAM Twin Phantom V4.0 is constructed of a fiberglass shell integrated in a table. The shape of the shell is based on data from an anatomical study designed to represent the 90<sup>th</sup> percentile of the population. The phantom enables the dissymmetric evaluation of SAR for both left and right handed handset usage, as well as body-worn usage using the flat phantom region. Reference markings on the Phantom allow the complete setup of all predefined phantom positions and measurement grids by manually teaching three points in the robot. The shell phantom has a 2mm shell thickness (except the ear region where shell thickness increases to 6 mm).

Shell Thickness:  $2 \pm 0.2$  mm

Filling Volume: Approx. 25 liters

Dimensions: 810 x 1000 x 500 mm (H x L x W)

Available: Special

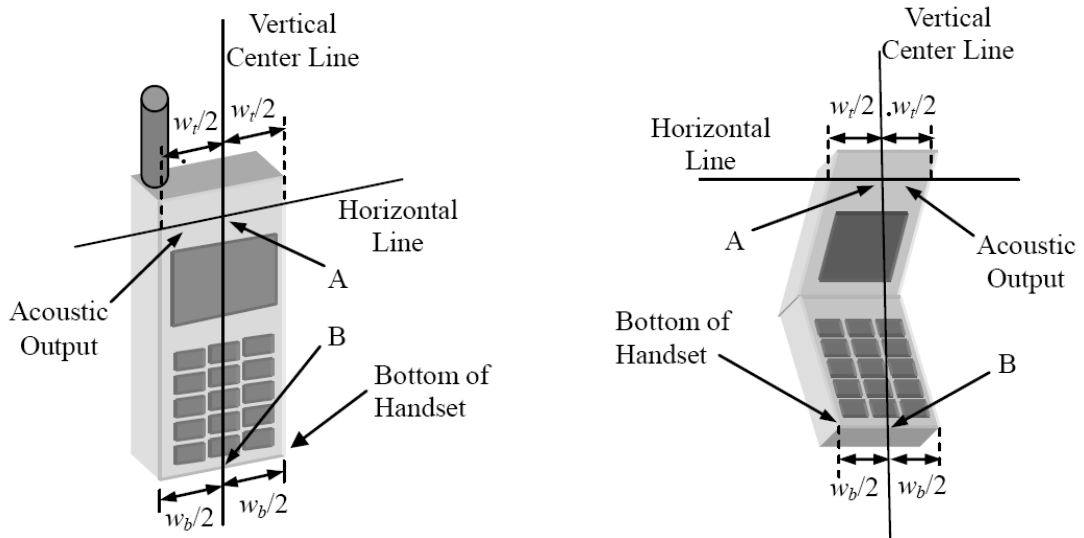


Picture C.11 SAM Twin Phantom

## ANNEX D Position of the wireless device in relation to the phantom

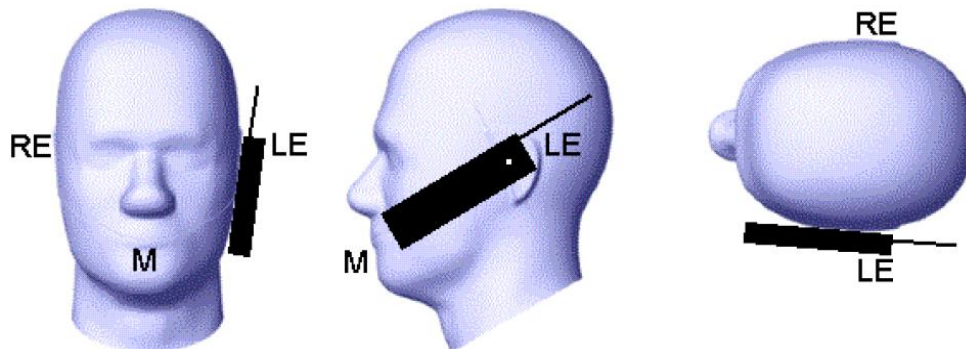
### D.1 General considerations

This standard specifies two handset test positions against the head phantom – the “cheek” position and the “tilt” position.

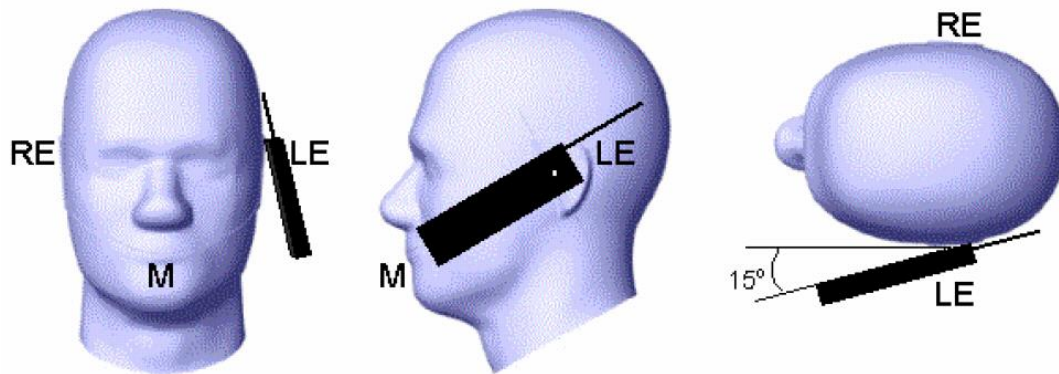


- $w_t$  Width of the handset at the level of the acoustic
- $w_b$  Width of the bottom of the handset
- A Midpoint of the width  $w_t$  of the handset at the level of the acoustic output
- B Midpoint of the width  $w_b$  of the bottom of the handset

Picture D.1 Typical “fixed” case headset      Picture D.2 Typical “clam-shell” case headset



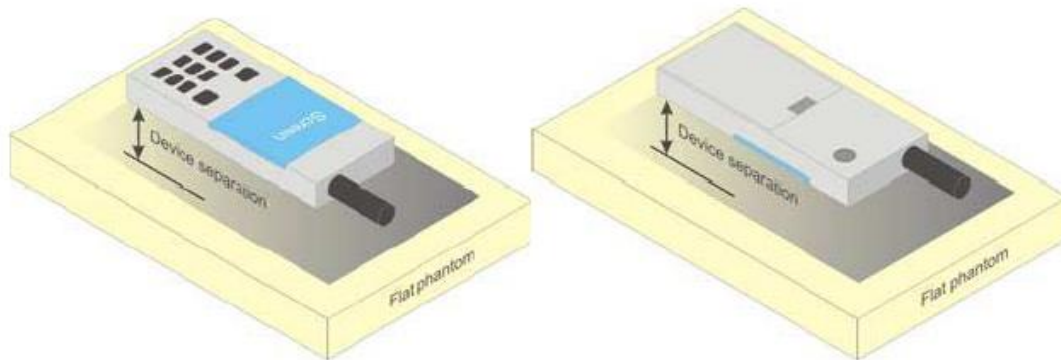
Picture D.3 Cheek position of the wireless device on the left side of SAM



Picture D.4 Tilt position of the wireless device on the left side of SAM

## D.2 Body-worn device

A typical example of a body-worn device is a mobile phone, wireless enabled PDA or other battery operated wireless device with the ability to transmit while mounted on a person's body using a carry accessory approved by the wireless device manufacturer.




Picture D.5 Test positions for body-worn devices



### D.3 Desktop device


A typical example of a desktop device is a wireless enabled desktop computer placed on a table or desk when used.

The DUT shall be positioned at the distance and in the orientation to the phantom that corresponds to the intended use as specified by the manufacturer in the user instructions. For devices that employ an external antenna with variable positions, tests shall be performed for all antenna positions specified. Picture 8.5 show positions for desktop device SAR tests. If the intended use is not specified, the device shall be tested directly against the flat phantom.



Picture D.6 Test positions for desktop devices

#### D.4 DUT Setup Photos



Picture D.7



## ANNEX E Equivalent Media Recipes

The liquid used for the frequency range of 800-3000 MHz consisted of water, sugar, salt, preventol, glycol monobutyl and Cellulose. The liquid has been previously proven to be suited for worst-case. The Table E.1 shows the detail solution. It's satisfying the latest tissue dielectric parameters requirements proposed by the IEEE Std 1528 and EN IEC/IEEE 62209-1528:2021.

**TableE.1: Composition of the Tissue Equivalent Matter**

Frequency (MHz)	835Head	835Body	1900 Head	1900 Body	2450 Head	2450 Body	5800 Head	5800 Body
Ingredients (% by weight)								
Water	41.45	52.5	55.242	69.91	58.79	72.60	65.53	65.53
Sugar	56.0	45.0	\	\	\	\	\	\
Salt	1.45	1.4	0.306	0.13	0.06	0.18	\	\
Preventol	0.1	0.1	\	\	\	\	\	\
Cellulose	1.0	1.0	\	\	\	\	\	\
Glycol Monobutyl	\	\	44.452	29.96	41.15	27.22	\	\
Diethylenglycol monohexylether	\	\	\	\	\	\	17.24	17.24
Triton X-100	\	\	\	\	\	\	17.24	17.24
Dielectric Parameters Target Value	$\epsilon=41.5$ $\sigma=0.90$	$\epsilon=55.2$ $\sigma=0.97$	$\epsilon=40.0$ $\sigma=1.4$ 0	$\epsilon=53.3$ $\sigma=1.5$ 2	$\epsilon=39.2$ $\sigma=1.8$ 0	$\epsilon=52.7$ $\sigma=1.9$ 5	$\epsilon=35.3$ $\sigma=5.2$ 7	$\epsilon=48.2$ $\sigma=6.0$ 0

**Note:** There are a little adjustment respectively for 750, 1750, 2600, 5200, 5300 and 5600 based on the recipe of closest frequency in table E.1.



## ANNEX F System Validation

The SAR system must be validated against its performance specifications before it is deployed. When SAR probes, system components or software are changed, upgraded or recalibrated, these must be validated with the SAR system(s) that operates with such components.

**Table F.1: System Validation for 7600**

Probe SN.	Liquid name	Validation date	Frequency point	Status (OK or Not)
7600	Head 750MHz	January 13,2025	750MHz	OK
7600	Head 900MHz	January 13,2025	900MHz	OK
7600	Head 1450MHz	January 13,2025	1450MHz	OK
7600	Head 1750MHz	January 13,2025	1750MHz	OK
7600	Head 1900MHz	January 13,2025	1900MHz	OK
7600	Head 2100MHz	January 14,2025	2100MHz	OK
7600	Head 2300MHz	January 14,2025	2300MHz	OK
7600	Head 2450MHz	January 14,2025	2450MHz	OK
7600	Head 2600MHz	January 14,2025	2600MHz	OK
7600	Head 3300MHz	January 15,2025	3300MHz	OK
7600	Head 3500MHz	January 15,2025	3500MHz	OK
7600	Head 3700MHz	January 15,2025	3700MHz	OK
7600	Head 3900MHz	January 15,2025	3900MHz	OK
7600	Head 4100MHz	January 15,2025	4100MHz	OK
7600	Head 4200MHz	January 15,2025	4200MHz	OK
7600	Head 4400MHz	January 16,2025	4400MHz	OK
7600	Head 4600MHz	January 16,2025	4600MHz	OK
7600	Head 4800MHz	January 16,2025	4800MHz	OK
7600	Head 4950MHz	January 16,2025	4950MHz	OK
7600	Head 5250MHz	January 16,2025	5250MHz	OK
7600	Head 5600MHz	January 16,2025	5600MHz	OK
7600	Head 5750MHz	January 16,2025	5750MHz	OK



No. 25B02Z101619-001

# ANNEX G Probe Calibration Certificate

## Probe 7600 Calibration Certificate

**TTL** In Collaboration with **s p e a g**  
CALIBRATION LABORATORY

Address: No.52 HuaYuanBei Road, Haidian District, Beijing, 100191, China  
Tel: +86-10-62304633-2117  
E-mail: emf@caict.ac.cn http://www.caict.ac.cn

**ILAC-MRA** **CNAS** 中国认可 国际互认 校准 CALIBRATION CNAS L0570

Client **CTTL** Certificate No: **24J02Z000967**

### CALIBRATION CERTIFICATE

Object: EX3DV4 - SN : 7600

Calibration Procedure(s): FF-Z11-004-02  
Calibration Procedures for Dosimetric E-field Probes

Calibration date: January 06, 2025

This calibration Certificate documents the traceability to national standards, which realize the physical units of measurements(SI). The measurements and the uncertainties with confidence probability are given on the following pages and are part of the certificate. All calibrations have been conducted in the closed laboratory facility: environment temperature(22±3)°C and humidity<70%. Calibration Equipment used (M&TE critical for calibration)

Primary Standards	ID #	Cal Date(Calibrated by, Certificate No.)	Scheduled Calibration
Power Meter NRP2	106277	18-Oct-24(CTTL, No.24J02X101459)	Oct-25
Power sensor NRP8S	104291	18-Oct-24(CTTL, No.24J02X101459)	Oct-25
Power sensor NRP8S	104292	18-Oct-24(CTTL, No.24J02X101459)	Oct-25
Reference 10dBAttenuator	18N50W-10dB	19-Jan-23(CTTL, No.J23X00212)	Jan-25
Reference 20dBAttenuator	18N50W-20dB	19-Jan-23(CTTL, No.J23X00211)	Jan-25
Reference Probe EX3DV4	SN 7307	28-May-24(SPEAG, No.EX-7307_May24)	May-25
DAE4	SN 771	19-Jan-24(SPEAG, No.DAE4-771_Jan24)	Jan-25
DAE4	SN 1555	16-Aug-24(SPEAG, No. DAE4-1555_Aug24)	Aug-25
Secondary Standards	ID #	Cal Date(Calibrated by, Certificate No.)	Scheduled Calibration
SignalGenerator MG3700A	6201052805	12-Jun-24(CTTL, No.24J02X005419)	Jun-25
SignalGenerator APSIN26G	181-33A6D0700-1959	26-Mar-24(CTTL, No.24J02X002468)	Mar-25
Network Analyzer E5071C	MY46110673	18-Dec-24(CTTL, No.24J02X103932)	Dec-25
Reference 10dBAttenuator	BT0520	11-May-23(CTTL, No.J23X04061)	May-25
Reference 20dBAttenuator	BT0267	11-May-23(CTTL, No.J23X04062)	May-25
OCP DAKS	SN 0015	09-Oct-24(SPEAG, No. OCP-DAKS-0015_Oct24)	Oct-25

	Name	Function	Signature
Calibrated by:	Yu Zongying	SAR Test Engineer	
Reviewed by:	Lin Jun	SAR Test Engineer	
Approved by:	Qi Dianyuan	SAR Project Leader	

Issued: January 09, 2025

This calibration certificate shall not be reproduced except in full without written approval of the laboratory.

Certificate No: 24J02Z000967 Page 1 of 9





Add: No.52 HuaYuanBei Road, Haidian District, Beijing, 100191, China  
Tel: +86-10-62304633-2117  
E-mail: emf@caict.ac.cn <http://www.caict.ac.cn>

**Glossary:**

TSL	tissue simulating liquid
NORM <sub>x,y,z</sub>	sensitivity in free space
ConvF	sensitivity in TSL / NORM <sub>x,y,z</sub>
DCP	diode compression point
CF	crest factor (1/duty_cycle) of the RF signal
A,B,C,D	modulation dependent linearization parameters
Polarization $\Phi$	$\Phi$ rotation around probe axis
Polarization $\theta$	$\theta$ rotation around an axis that is in the plane normal to probe axis (at measurement center), $\theta=0$ is normal to probe axis

Connector Angle information used in DASY system to align probe sensor X to the robot coordinate system

**Calibration is Performed According to the Following Standards:**

- IEEE Std 1528-2013, "IEEE Recommended Practice for Determining the Peak Spatial-Averaged Specific Absorption Rate (SAR) in the Human Head from Wireless Communications Devices: Measurement Techniques", June 2013
- IEC 62209-1, "Measurement procedure for the assessment of Specific Absorption Rate (SAR) from hand-held and body-mounted devices used next to the ear (frequency range of 300 MHz to 6 GHz)", July 2016
- IEC 62209-2, "Procedure to determine the Specific Absorption Rate (SAR) for wireless communication devices used in close proximity to the human body (frequency range of 30 MHz to 6 GHz)", March 2010
- KDB 865664, "SAR Measurement Requirements for 100 MHz to 6 GHz"

**Methods Applied and Interpretation of Parameters:**

- NORM<sub>x,y,z</sub>:** Assessed for E-field polarization  $\theta=0$  ( $f \leq 900\text{MHz}$  in TEM-cell;  $f > 1800\text{MHz}$ : waveguide). NORM<sub>x,y,z</sub> are only intermediate values, i.e., the uncertainties of NORM<sub>x,y,z</sub> does not effect the  $E^2$ -field uncertainty inside TSL (see below ConvF).
- NORM(f)<sub>x,y,z</sub> = NORM<sub>x,y,z</sub> \* frequency\_response** (see Frequency Response Chart). This linearization is implemented in DASY4 software versions later than 4.2. The uncertainty of the frequency response is included in the stated uncertainty of ConvF.
- DCP<sub>x,y,z</sub>:** DCP are numerical linearization parameters assessed based on the data of power sweep (no uncertainty required). DCP does not depend on frequency nor media.
- PAR:** PAR is the Peak to Average Ratio that is not calibrated but determined based on the signal characteristics.
- A<sub>x,y,z</sub>; B<sub>x,y,z</sub>; C<sub>x,y,z</sub>; VR<sub>x,y,z</sub>:** A,B,C are numerical linearization parameters assessed based on the data of power sweep for specific modulation signal. The parameters do not depend on frequency nor media. VR is the maximum calibration range expressed in RMS voltage across the diode.
- ConvF and Boundary Effect Parameters:** Assessed in flat phantom using E-field (or Temperature Transfer Standard for  $f \leq 800\text{MHz}$ ) and inside waveguide using analytical field distributions based on power measurements for  $f > 800\text{MHz}$ . The same setups are used for assessment of the parameters applied for boundary compensation (alpha, depth) of which typical uncertainty valued are given. These parameters are used in DASY4 software to improve probe accuracy close to the boundary. The sensitivity in TSL corresponds to NORM<sub>x,y,z</sub> \* ConvF whereby the uncertainty corresponds to that given for ConvF. A frequency dependent ConvF is used in DASY version 4.4 and higher which allows extending the validity from  $\pm 50\text{MHz}$  to  $\pm 100\text{MHz}$ .
- Spherical isotropy (3D deviation from isotropy):** in a field of low gradients realized using a flat phantom exposed by a patch antenna.
- Sensor Offset:** The sensor offset corresponds to the offset of virtual measurement center from the probe tip (on probe axis). No tolerance required.
- Connector Angle:** The angle is assessed using the information gained by determining the NORM<sub>x</sub> (no uncertainty required).

## DASY/EASY – Parameters of Probe: EX3DV4 – SN:7600

### Basic Calibration Parameters

	Sensor X	Sensor Y	Sensor Z	Unc (k=2)
Norm( $\mu\text{V}/(\text{V}/\text{m})^2$ ) <sup>A</sup>	0.67	0.65	0.66	±10.0%
DCP(mV) <sup>B</sup>	110.3	110.8	109.4	

### Modulation Calibration Parameters

UID	Communication System Name		A dB	B dB $\cdot\mu\text{V}$	C	D dB	VR mV	Unc <sup>E</sup> (k=2)
0	CW	X	0.0	0.0	1.0	0.00	222.9	±2.1%
		Y	0.0	0.0	1.0		217.2	
		Z	0.0	0.0	1.0		221.6	

The reported uncertainty of measurement is stated as the standard uncertainty of Measurement multiplied by the coverage factor  $k=2$ , which for a normal distribution Corresponds to a coverage probability of approximately 95%.

<sup>A</sup> The uncertainties of Norm X, Y, Z do not affect the E<sup>2</sup>-field uncertainty inside TSL (see Page 4).

<sup>B</sup> Numerical linearization parameter: uncertainty not required.

<sup>E</sup> Uncertainty is determined using the max. deviation from linear response applying rectangular distribution and is expressed for the square of the field value.



## DASY/EASY – Parameters of Probe: EX3DV4 – SN:7600

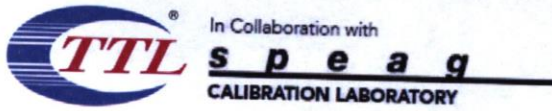
### Calibration Parameter Determined in Head Tissue Simulating Media

f [MHz] <sup>C</sup>	Relative Permittivity <sup>F</sup>	Conductivity (S/m) <sup>F</sup>	ConvF X	ConvF Y	ConvF Z	Alpha <sup>G</sup>	Depth <sup>G</sup> (mm)	Unct. (k=2)
750	41.9	0.89	10.82	10.82	10.82	0.14	1.13	±12.7%
900	41.5	0.97	10.38	10.38	10.38	0.11	1.50	±12.7%
1450	40.5	1.20	9.21	9.21	9.21	0.17	1.04	±12.7%
1750	40.1	1.37	8.95	8.95	8.95	0.22	1.01	±12.7%
1900	40.0	1.40	8.60	8.60	8.60	0.27	0.91	±12.7%
2100	39.8	1.49	8.65	8.65	8.65	0.18	1.17	±12.7%
2300	39.5	1.67	8.25	8.25	8.25	0.52	0.69	±12.7%
2450	39.2	1.80	7.95	7.95	7.95	0.52	0.72	±12.7%
2600	39.0	1.96	7.80	7.80	7.80	0.57	0.67	±12.7%
3300	38.2	2.71	7.43	7.43	7.43	0.40	0.90	±13.9%
3500	37.9	2.91	7.20	7.20	7.20	0.35	1.15	±13.9%
3700	37.7	3.12	7.00	7.00	7.00	0.30	1.37	±13.9%
3900	37.5	3.32	6.95	6.95	6.95	0.30	1.52	±13.9%
4100	37.2	3.53	6.90	6.90	6.90	0.35	1.25	±13.9%
4200	37.1	3.63	6.78	6.78	6.78	0.35	1.35	±13.9%
4400	36.9	3.84	6.68	6.68	6.68	0.35	1.35	±13.9%
4600	36.7	4.04	6.58	6.58	6.58	0.45	1.22	±13.9%
4800	36.4	4.25	6.50	6.50	6.50	0.45	1.25	±13.9%
4950	36.3	4.40	6.25	6.25	6.25	0.45	1.25	±13.9%
5250	35.9	4.71	5.64	5.64	5.64	0.45	1.40	±13.9%
5600	35.5	5.07	5.05	5.05	5.05	0.45	1.40	±13.9%
5750	35.4	5.22	5.16	5.16	5.16	0.40	1.52	±13.9%

<sup>C</sup> Frequency validity above 300 MHz of ±100MHz only applies for DASY v4.4 and higher (Page 2), else it is restricted to ±50MHz. The uncertainty is the RSS of ConvF uncertainty at calibration frequency and the uncertainty for the indicated frequency band. Frequency validity below 300 MHz is ± 10, 25, 40, 50 and 70 MHz for ConvF assessments at 30, 64, 128, 150 and 220 MHz respectively. Above 5 GHz frequency validity can be extended to ± 110 MHz.

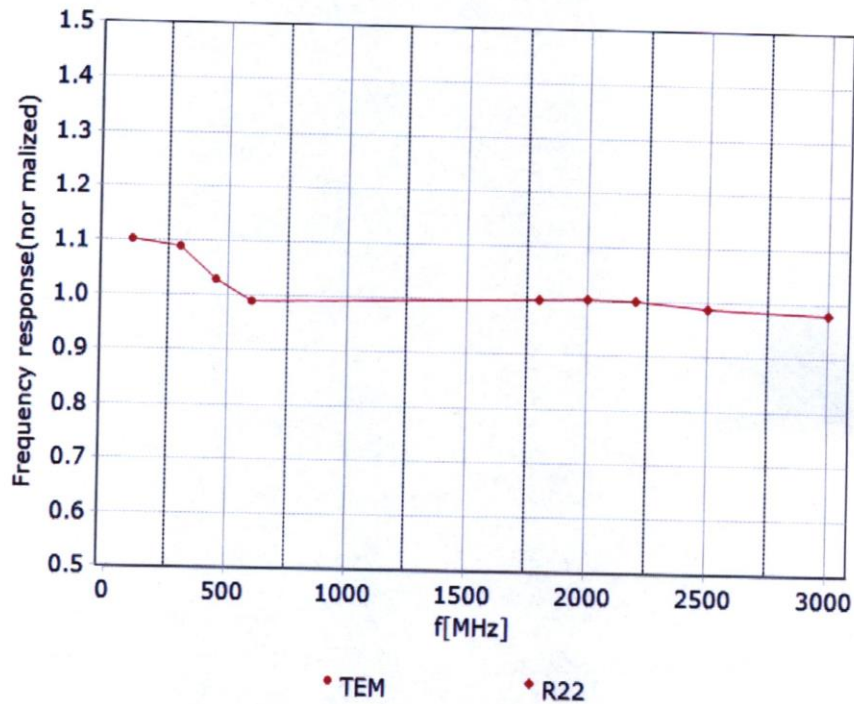
<sup>F</sup> At frequency up to 6 GHz, the validity of tissue parameters ( $\epsilon$  and  $\sigma$ ) can be relaxed to ±10% if liquid compensation formula is applied to measured SAR values. The uncertainty is the RSS of the ConvF uncertainty for indicated target tissue parameters.

<sup>G</sup> Alpha/Depth are determined during calibration. SPEAG warrants that the remaining deviation due to the boundary effect after compensation is always less than ± 1% for frequencies below 3 GHz and below ± 2% for the frequencies between 3-6 GHz at any distance larger than half the probe tip diameter from the boundary.



Add: No.52 HuaYuanBei Road, Haidian District, Beijing, 100191, China  
Tel: +86-10-62304633-2117  
E-mail: cmf@caict.ac.cn <http://www.caict.ac.cn>

### Frequency Response of E-Field (TEM-Cell: ifi110 EXX, Waveguide: R22)



Uncertainty of Frequency Response of E-field:  $\pm 7.4\%$  ( $k=2$ )