

Test Configuration Photos

Test positions for Head:




Figure 1 Left Touch



Figure 2 Left Tilt 15°



Figure 3 Right Touch



Figure 4 Right Tilt 15°

Test positions for Body-worn/Hotspot:

According to the antenna position, the Body-worn/Hotspot SAR is tested at the following 6 test positions all with the distance =10mm between the EUT and the phantom bottom:




Figure 5 Front Side 10mm



Figure 6 Back Side 10mm




Figure 7 Left Side 10mm



Figure 8 Right Side 10mm



Figure 9 Top Side 10mm




Figure 10 Bottom Side 10mm

Test positions for Limb:

According to the antenna position, the Limb SAR is tested at the following 6 test positions all with the distance =0mm between the EUT and the phantom bottom:



Figure 11 Front Side 0mm



Figure 12 Back Side 0mm



Figure 13 Left Side 0mm




Figure 14 Right Side 0mm



Figure 15 Top Side 0mm




Figure 16 Bottom Side 0mm

Test positions for sensor triggering minus 1 mm:

The sensor triggering minus 1 mm SAR is tested at the following 2 test positions with the distance =29/19mm between the EUT and the phantom bottom:




Figure 17 Back Side 29mm




Figure 18 Bottom Side 19mm