

Test Configuration Photos

Test positions for Head:



Figure 1 Left Touch



Figure 2 Left Tilt 15°



Figure 3 Right Touch



Figure 4 Right Tilt 15°

Test positions for Body-worn/Hotspot:

According to the antenna position, the Body-worn/Hotspot SAR is tested at the following 5 test positions all with the distance =10mm between the EUT and the phantom bottom:




Figure 5 Front Side 10mm




Figure 6 Back Side 10mm



Figure 7 Left Side 10mm




Figure 8 Right Side 10mm



Figure 9 Top Side 10mm

Test positions for Limb:

According to the antenna position, the Limb SAR is tested at the following 5 test positions all with the distance =0mm between the EUT and the phantom bottom:



Figure 10 Front Side 0mm



Figure 11 Back Side 0mm




Figure 12 Left Side 0mm




Figure 13 Right Side 0mm



Figure 14 Top Side 0mm