



SGS-CSTC Standards Technical Services (Suzhou) Co., Ltd.

Report No.: SUCR250500049208

Rev.: 01

Page: 1 of 5

Appendix B

Detailed Test Results

1. WCDMA
WCDMA Band IV
2. WIFI
WIFI 2.4G
WIFI 5G

This document is issued by the Company subject to its General Conditions of Service printed overleaf, available on request or accessible at <http://www.sgs.com/en/Terms-and-Conditions> and, for electronic format documents, subject to Terms and Conditions for Electronic Documents at <http://www.sgs.com/en/Terms-and-Conditions/Terms-e-Document>. Attention is drawn to the limitation of liability, indemnification and jurisdiction issues defined therein. Any holder of this document is advised that information contained hereon reflects the Company's findings at the time of its intervention only and within the limits of Client's instructions, if any. The Company's sole responsibility is to its Client and this document does not exonerate parties to a transaction from exercising all their rights and obligations under the transaction documents. This document cannot be reproduced except in full, without prior written approval of the Company. Any unauthorized alteration, forgery or falsification of the content or appearance of this document is unlawful and offenders may be prosecuted to the fullest extent of the law.

Unless otherwise stated the results shown in this test report refer only to the sample(s) tested and such sample(s) are retained for 30 days only.

Attention: To check the authenticity of testing / inspection report & certificate, please contact us at telephone:(86-755) 8307 1443, or email: CN.Doccheck@sgs.com

SGS-CSTC Standards Technical Services (Suzhou) Co., Ltd.
Wireless Laboratory

South of No. 6 Plant, No. 1, RunSheng Road, Suzhou Industrial Park,
Suzhou Area, China (Jiangsu) Pilot Free Trade Zone 215000

t (86-512) 6229 2980
www.sgsgroup.com.cn

WCDMA Band IV RMC 1412CH Back side 10mm

Communication System: Band 4; Frequency: 1732.400

Medium: HSL. Medium parameters used: $f = 1732.400$ MHz; $\sigma = 1.34$ S/m; $\epsilon_r = 40.0$

DASY6 Configuration:

- Probe: EX3DV4 - SN7735; ConvF(7.63, 7.94, 7.8); Calibrated: 2025-01-29
- Sensor-Surface: 1.4 mm
- Electronics: DAE4 Sn1740; Calibrated: 2025-02-17
- Phantom: Twin-SAM V8.0 (30deg probe tilt); Serial: 2031
- Measurement Software: cDASY6 V16.4.0.5005

Area Scan (120.0 mm x 240.0 mm): Measurement Grid: 15.0 mm x 15.0 mm

SAR (1g) = 0.595 W/kg; SAR (10g) = 0.345 W/kg;

Zoom Scan (32.0 mm x 32.0 mm x 30.0 mm): Measurement Grid: 6.0 mm x 6.0 mm x 1.5 mm

Power Drift = 0.11 dB

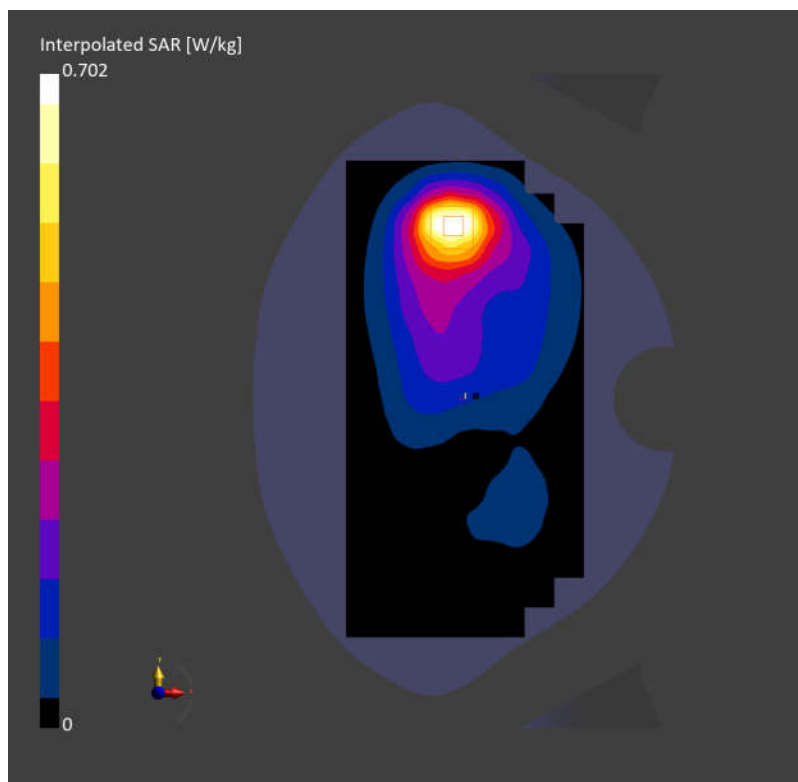
SAR (1g) = 0.701 W/kg; SAR (10g) = 0.422 W/kg;

M2/M1 [%]

86.2

Dist 3dB Peak [mm]

13.2



WIFI2.4G 802.11b 6CH Left cheek

Communication System: WLAN 2.4GHz; Frequency: 2437.000

Medium: HSL. Medium parameters used: $f = 2437.000$ MHz; $\sigma = 1.80$ S/m; $\epsilon_r = 39.2$

DASY6 Configuration:

- Probe: EX3DV4 - SN7735; ConvF(6.91, 7.19, 7.06); Calibrated: 2025-01-29
- Sensor-Surface: 1.4 mm
- Electronics: DAE4 Sn1740; Calibrated: 2025-02-17
- Phantom: Twin-SAM V8.0 (30deg probe tilt); Serial: 2031
- Measurement Software: cDASY6 V16.4.0.5005

Area Scan (120.0 mm x 216.0 mm): Measurement Grid: 12.0 mm x 12.0 mm

SAR (1g) = 0.345 W/kg; SAR (10g) = 0.175 W/kg;

Zoom Scan (30.0 mm x 30.0 mm x 30.0 mm): Measurement Grid: 5.0 mm x 5.0 mm x 1.5 mm

Power Drift = -0.01 dB

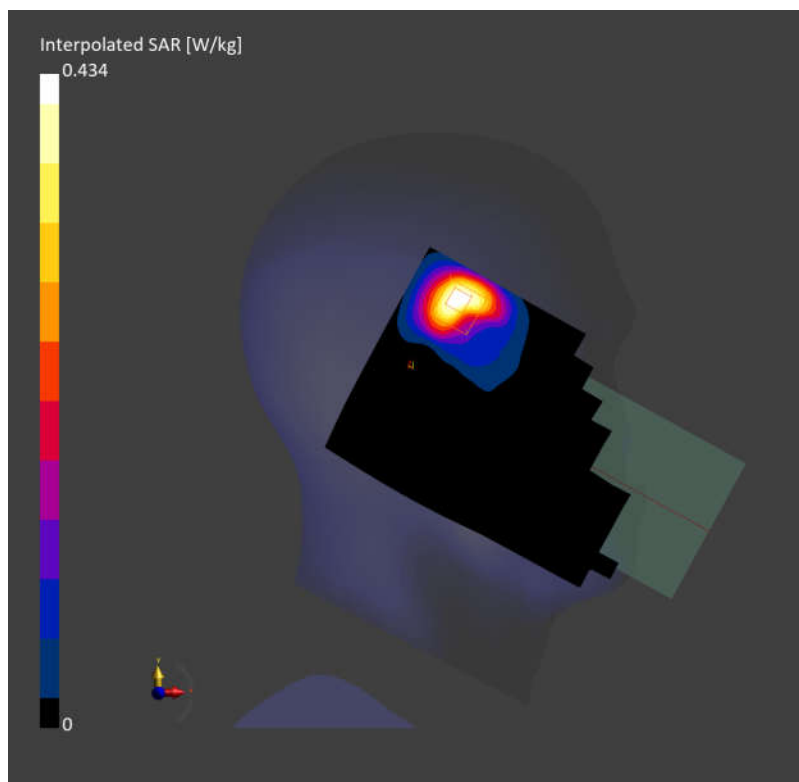
SAR (1g) = 0.341 W/kg; SAR (10g) = 0.199 W/kg;

M2/M1 [%]

85.8

Dist 3dB Peak [mm]

9.5



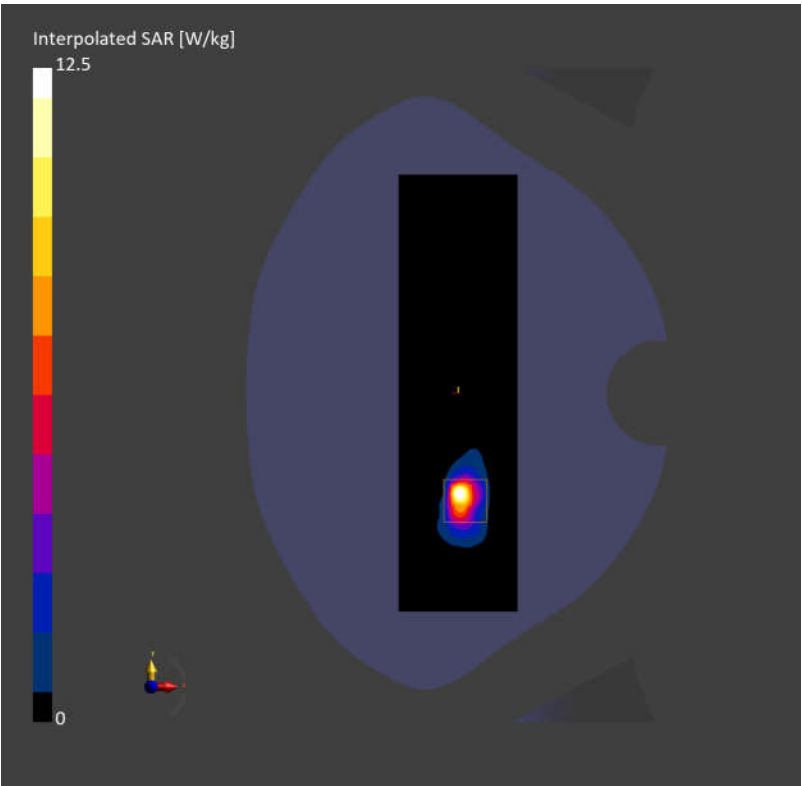
WIFI5G 802.11a 60CH Right side 0mm

Communication System: WLAN 5GHz; Frequency: 5300.000
Medium: HSL. Medium parameters used: $f=5300.000$ MHz; $\sigma=4.78$ S/m; $\epsilon_r=36.3$

- DASY6 Configuration:
- Probe: EX3DV4 - SN7735; ConvF(5.39, 5.61, 5.51); Calibrated: 2025-01-29
 - Sensor-Surface: 1.4 mm
 - Electronics: DAE4 Sn1740; Calibrated: 2025-02-17
 - Phantom: Twin-SAM V8.0 (30deg probe tilt); Serial: 2031
 - Measurement Software: cDASY6 V16.4.0.5005

Area Scan (60.0 mm x 220.0 mm): Measurement Grid: 10.0 mm x 10.0 mm
SAR (1g) = 7.77 W/kg; SAR (10g) = 2.14 W/kg;

Zoom Scan (22.0 mm x 22.0 mm x 22.0 mm): Measurement Grid: 4.0 mm x 4.0 mm x 1.4 mm
Power Drift = 0.07 dB
SAR (1g) = 7.35 W/kg; SAR (10g) = 2.05 W/kg;
M2/M1 [%] 60.4
Dist 3dB Peak [mm] 5.4





SGS-CSTC Standards Technical Services (Suzhou) Co., Ltd.

Report No.: SUCR250500049208
Rev.: 01
Page: 5 of 5

- End of the Appendix -

This document is issued by the Company subject to its General Conditions of Service printed overleaf, available on request or accessible at <http://www.sgs.com/en/Terms-and-Conditions> and, for electronic format documents, subject to Terms and Conditions for Electronic Documents at <http://www.sgs.com/en/Terms-and-Conditions/Terms-e-Document>. Attention is drawn to the limitation of liability, indemnification and jurisdiction issues defined therein. Any holder of this document is advised that information contained hereon reflects the Company's findings at the time of its intervention only and within the limits of Client's instructions, if any. The Company's sole responsibility is to its Client and this document does not exonerate parties to a transaction from exercising all their rights and obligations under the transaction documents. This document cannot be reproduced except in full, without prior written approval of the Company. Any unauthorized alteration, forgery or falsification of the content or appearance of this document is unlawful and offenders may be prosecuted to the fullest extent of the law.

Unless otherwise stated the results shown in this test report refer only to the sample(s) tested and such sample(s) are retained for 30 days only.

Attention: To check the authenticity of testing / inspection report & certificate, please contact us at telephone:(86-755) 8307 1443, or email: CN.Doccheck@sgs.com

SGS-CSTC Standards Technical Services (Suzhou) Co., Ltd.
Wireless Laboratory

South of No. 6 Plant, No. 1, RunSheng Road, Suzhou Industrial Park,
Suzhou Area, China (Jiangsu) Pilot Free Trade Zone 215000

t (86-512) 6229 2980
www.sgsgroup.com.cn